

행정간행물발간등록번호
11-1520000-000083-10

해양수산통계연보 2003

Statistical Year Book of
Maritime Affairs & Fisheries

농림부 도서실



S001382



해양수산부

MINISTRY OF MARITIME AFFAIRS & FISHERIES

발 간 사

국가행정은 사회의 이슈를 인지하고 문제를 진단하며 미래의 예측을 통해 정책적 처방을 내리는 일이 가장 중요한 과제입니다. 그러나 행정이 대상으로 삼는 사회이슈는 대단히 복잡하게 얽혀 있어 정확한 진단과 예측을 하기가 매우 어려울 뿐만 아니라 개별 이익집단 등이 똑같은 사실을 가지고도 각자의 이해관계에 따라 서로 다른 주장을 펼치는 일도 비일비재합니다. 이러한 상황에서 사회이슈를 객관적으로 이해하고 보다 적합한 진단과 정책적 처방이 가능하게 해주는 도구가 바로 통계입니다. 제대로 된 통계가 없다면 국가행정은 막연히 감에 의존할 수밖에 없으며 미래에 대한 대처능력 또한 현저히 떨어지게 될 것입니다.

최근에는 통계가 “대 국민 정보공개” 차원에서 더욱더 중요성이 부각되고 있습니다. 통계는 국가행정의 실적과 향후 계획을 가장 압축적으로, 이해하기 쉽게 전달할 수 있는 수단입니다. 예를 들어 예산투자 현황통계를 보면 정부가 중점적으로 추진하는 정책이 어느 것이고 어느 분야는 투자가 미흡한지를 한눈에 알 수 있습니다. 뿐만 아니라 정부의 예산투자효과 등도 통계수치에 의해 쉽게 확인할 수 있습니다. 이러한 정부통계가 시의 적절하게 국민들에게 제공된다면 보다 열린 행정, 책임행정을 구현하는데 큰 기여를 할 것입니다.

해양수산부는 지금까지 국민 여러분께 보다 정확하고 풍부한 통계자료를 제공하기 위해 최선을 다해 왔습니다. 해양수산통계연보는 그 자료의 방대함이나 정확성 면에서 타의 추종을 불허한다고 감히 자부하는 바입니다. 특히 본 연보에 실려 있는 자료들은 통계의 생명이라고 할 수 있는 “신뢰성”을 담보하기 위해 대부분 전산시스템에 의해 생산되어 충분한 검증과 확인과정을 거쳐 수록한 것입니다.

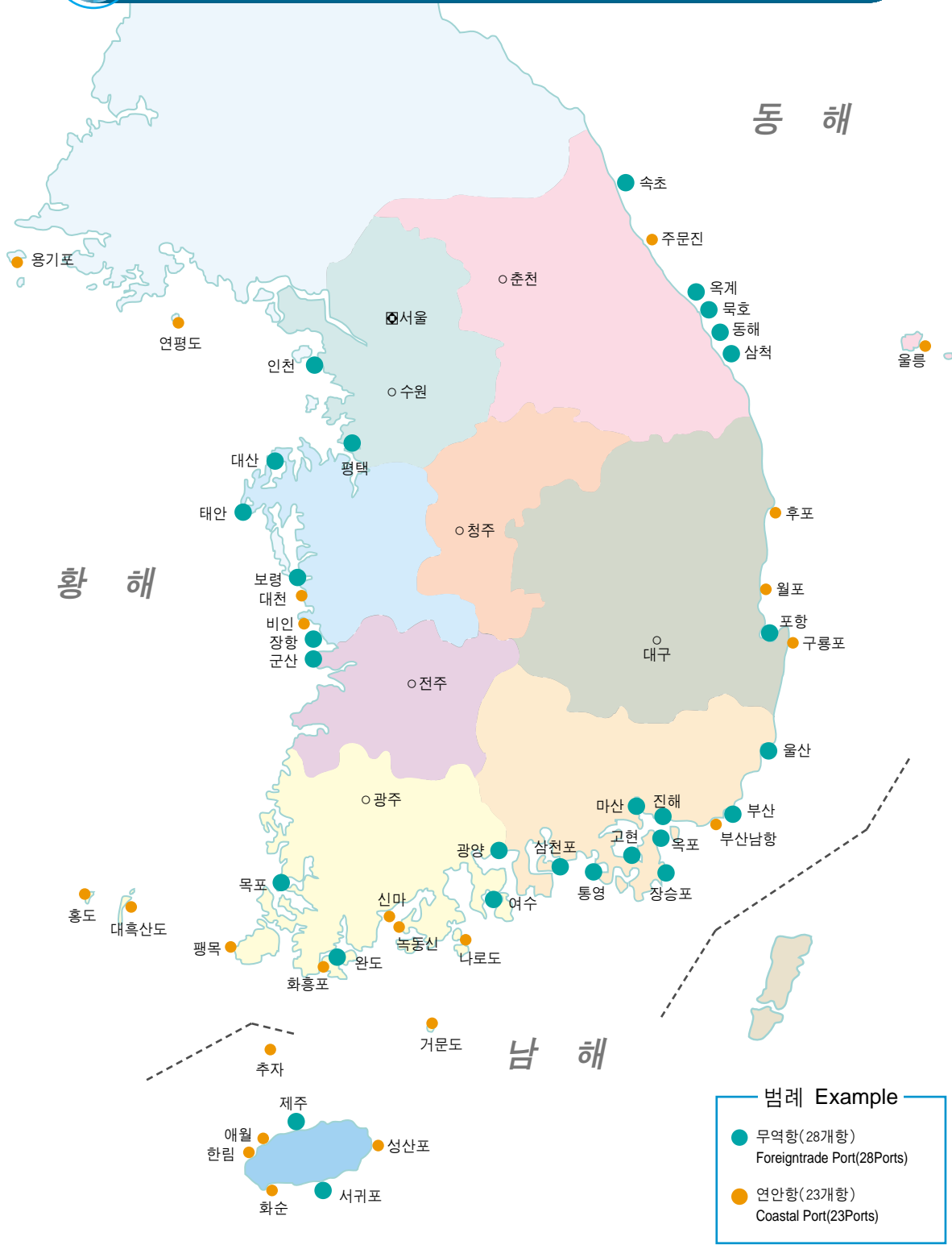
아울러 사용자의 이용편의를 위해 작년에 이어 금년에도 CD-ROM 제작을 병행 하였으며 인터넷상에서 원하는 부분을 쉽게 검색해서 활용할 수 있도록 하기 위해 해양수산부 홈페이지에 관련사이트를 구축할 계획입니다. 아무쪼록 이번에 발간되는 해양수산통계연보가 여러분에게 유익한 자료로 활용되기를 바랍니다. 아울러 이번 해양수산통계연보 발간을 위해 수고해주신 관계자 여러분에게도 심심한 감사의 말씀을 드립니다.

2003년 10월

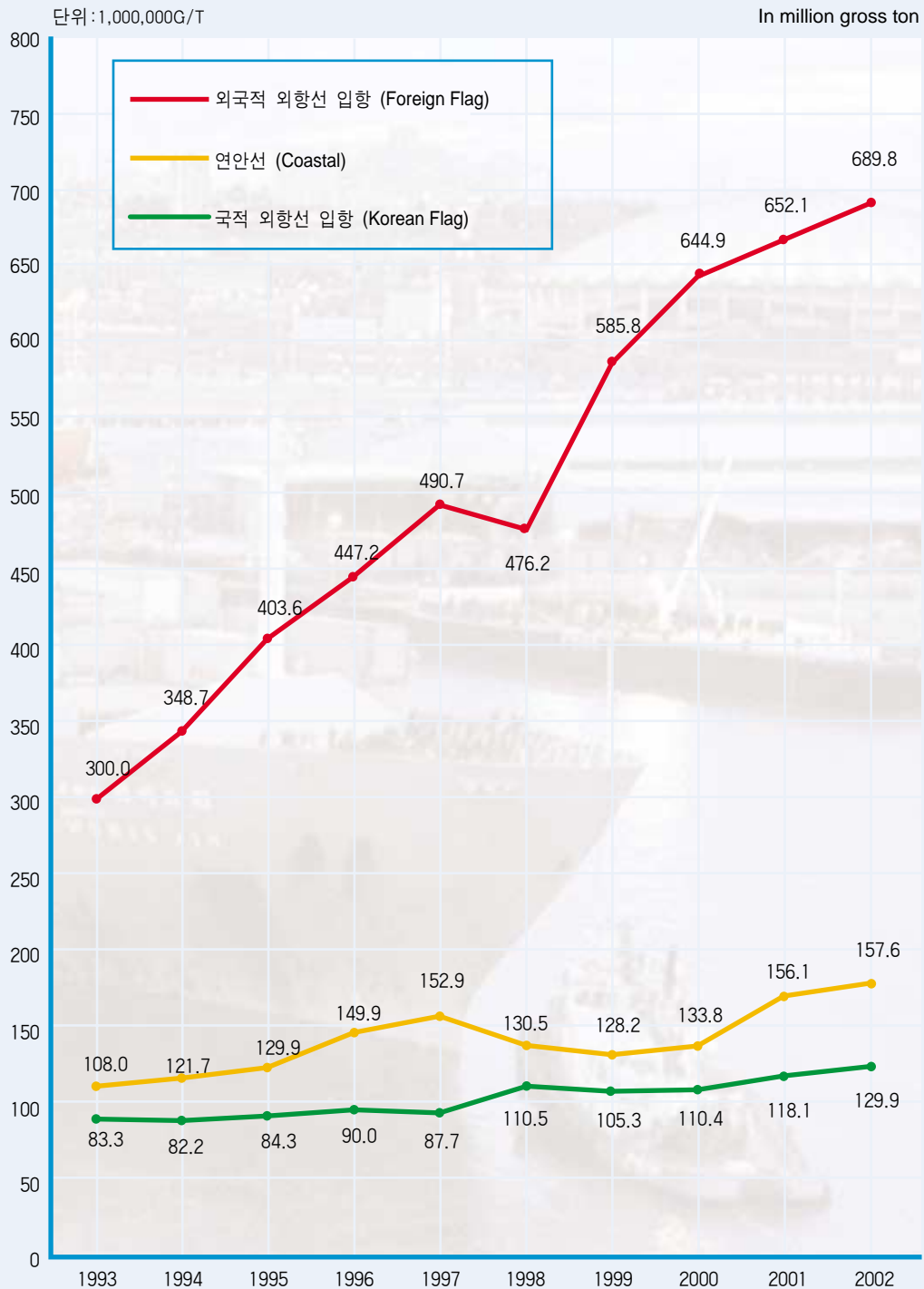
해 양 수 산 부 장 관

1 지정항만 일람도

Location Map of the Designated Ports



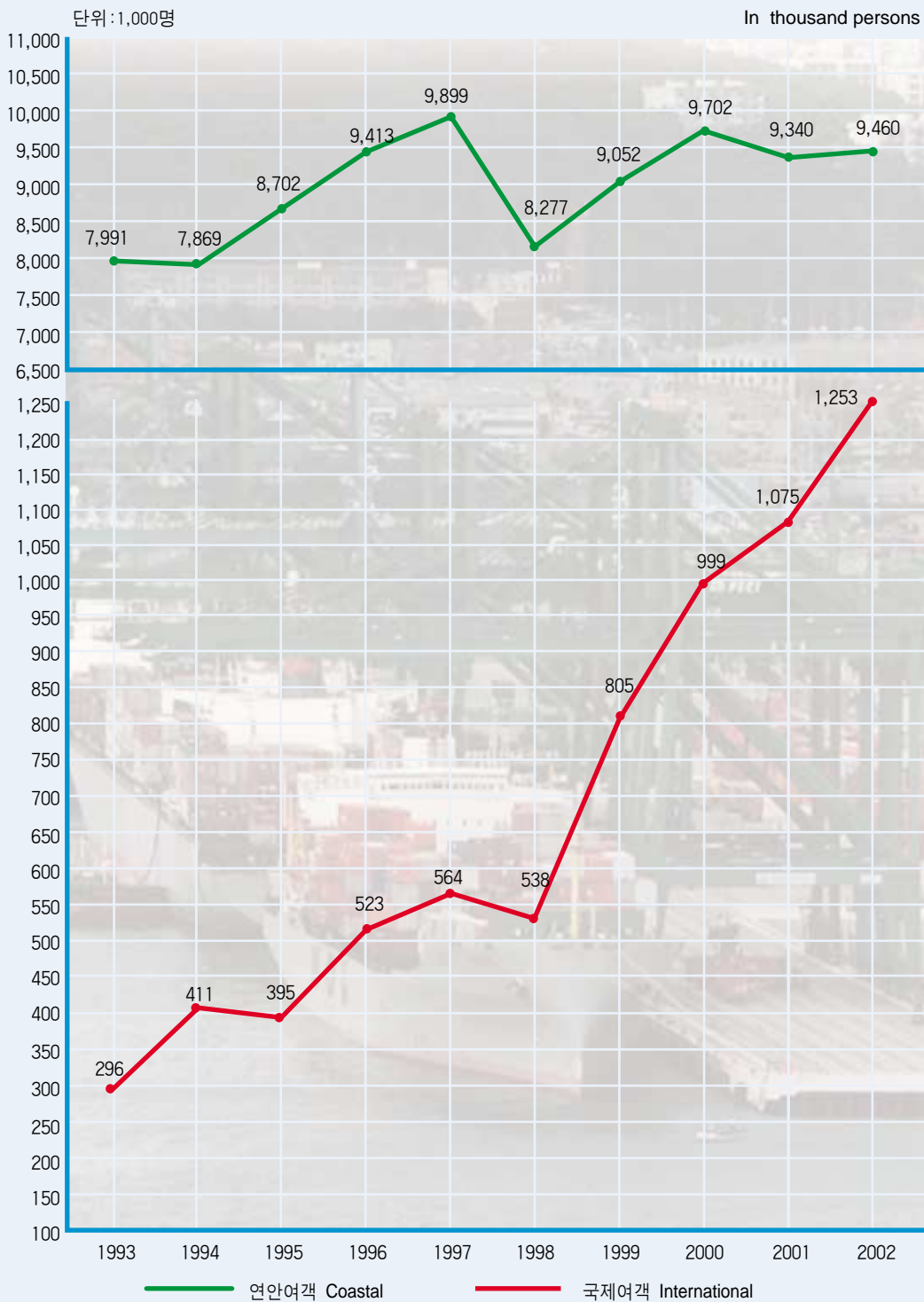
2

선박입항추이
Trends of Vessel's Movement

3

여객수송추이

Trends of Passenger Traffic

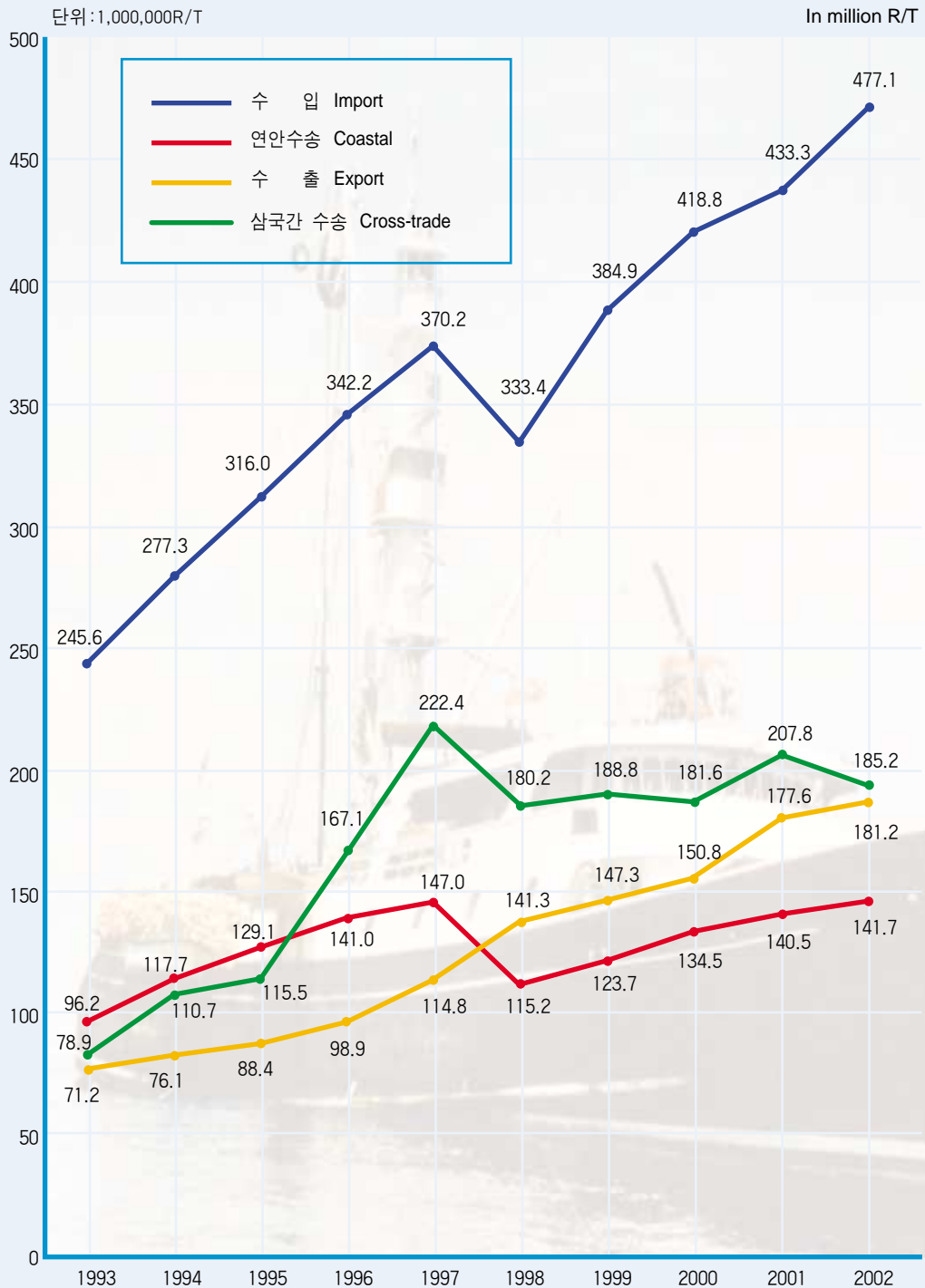


* 표 50Page 참조

4

화물수송추이

Trends of Cargo Traffic



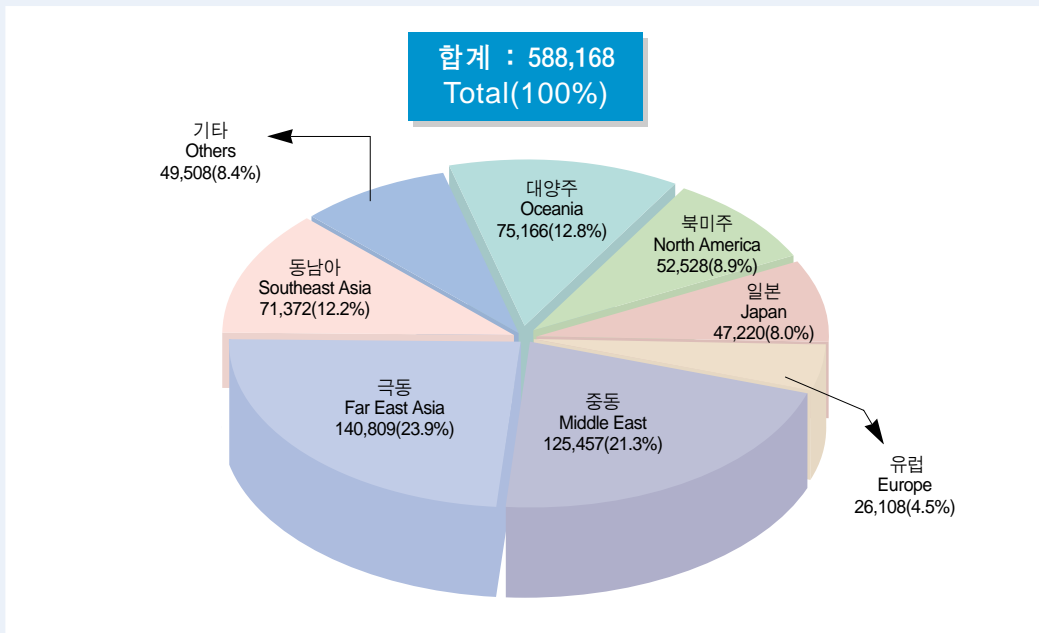
5

지역별 수출입 화물 수송 (2002)

Status of Export and Import Cargo Traffic by Area

단위 : 1,000R/T

In thousand R/T



* 표 86Page 참조

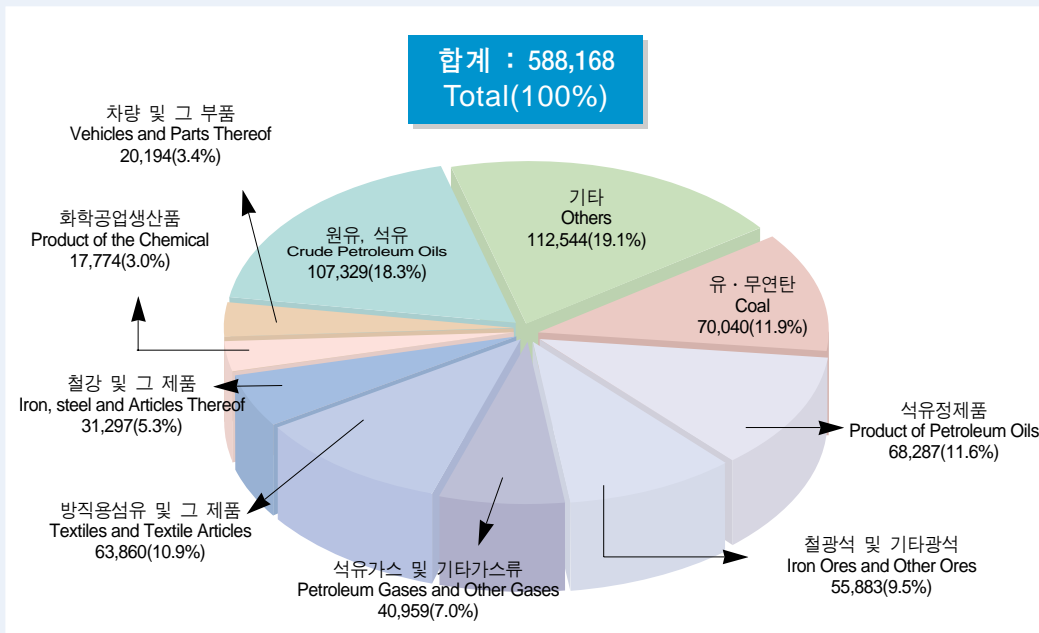
6

주요품목별 수출입 화물 (2002)

Status of Export and Import Cargo Traffic by Major Goods

단위 : 1,000R/T

In thousand R/T



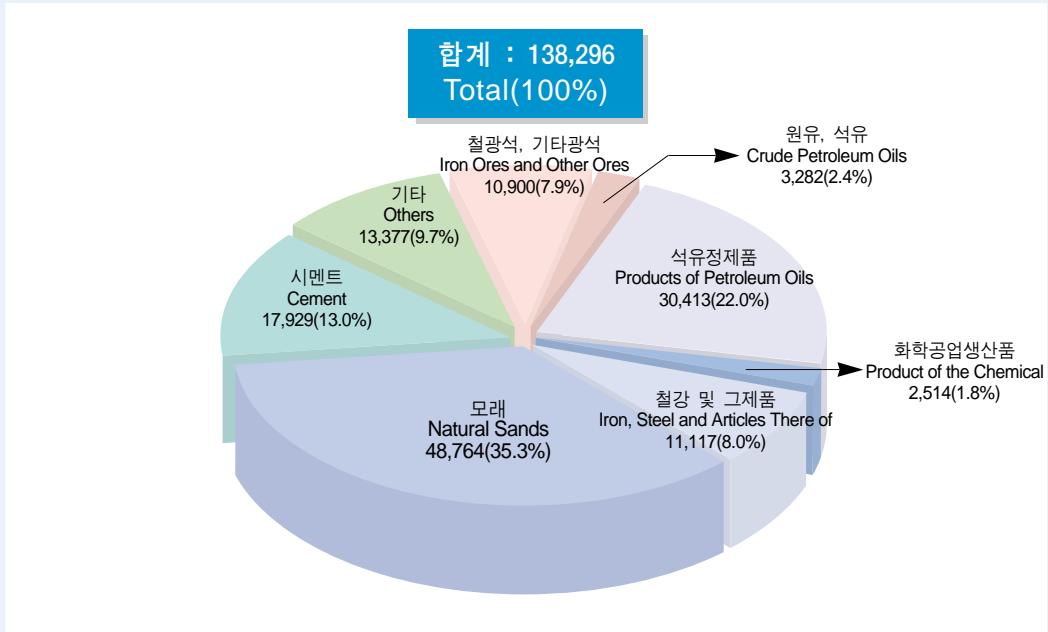
* 표 62Page 참조

7

주요 품목별 연안화물(입항)수송(2002)
Status of Coastal Cargo (Arrival) Traffic by Major Goods

단위 : 1,000R/T

In thousand R/T



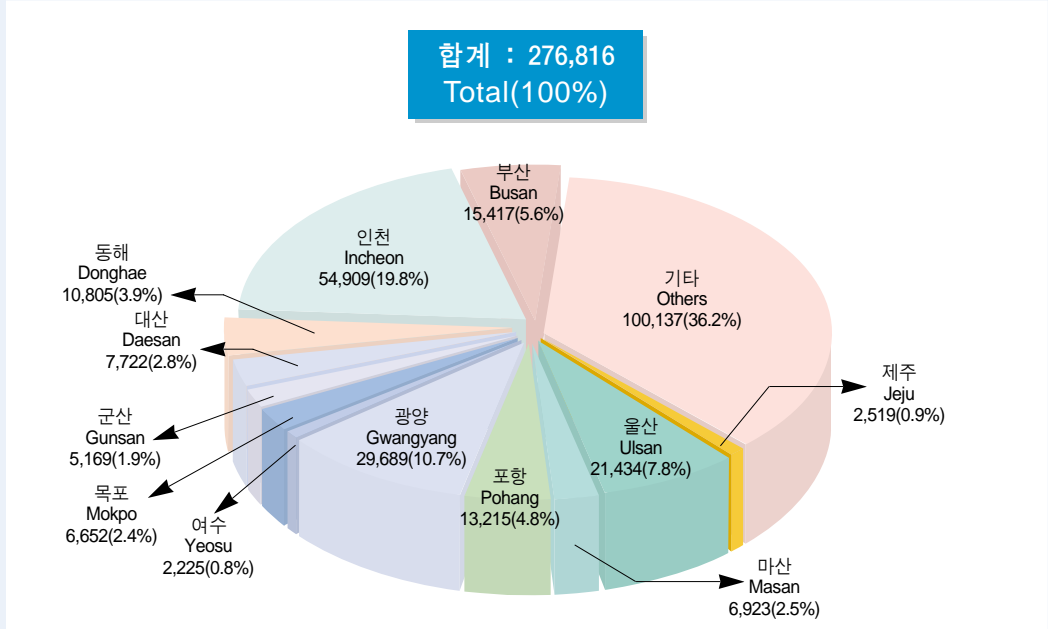
* 표 62~73Page 참조

8

주요 항만별 연안화물(입·출항)취급(2002)
Status of Coastal Cargo Handling by Major Ports

단위 : 1,000R/T

In thousand R/T

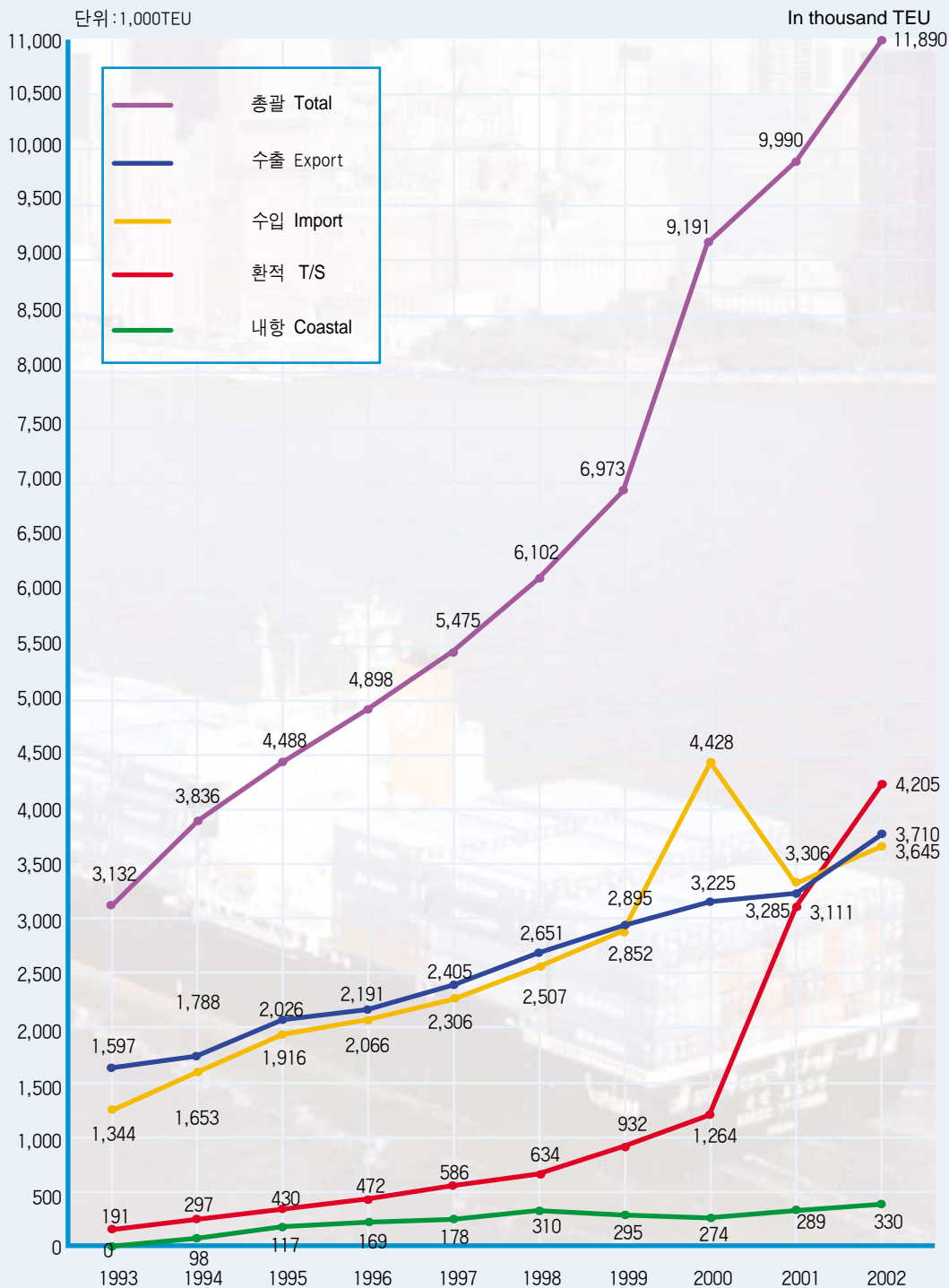


* 부록 CD 참조

9

컨테이너 수송 추이

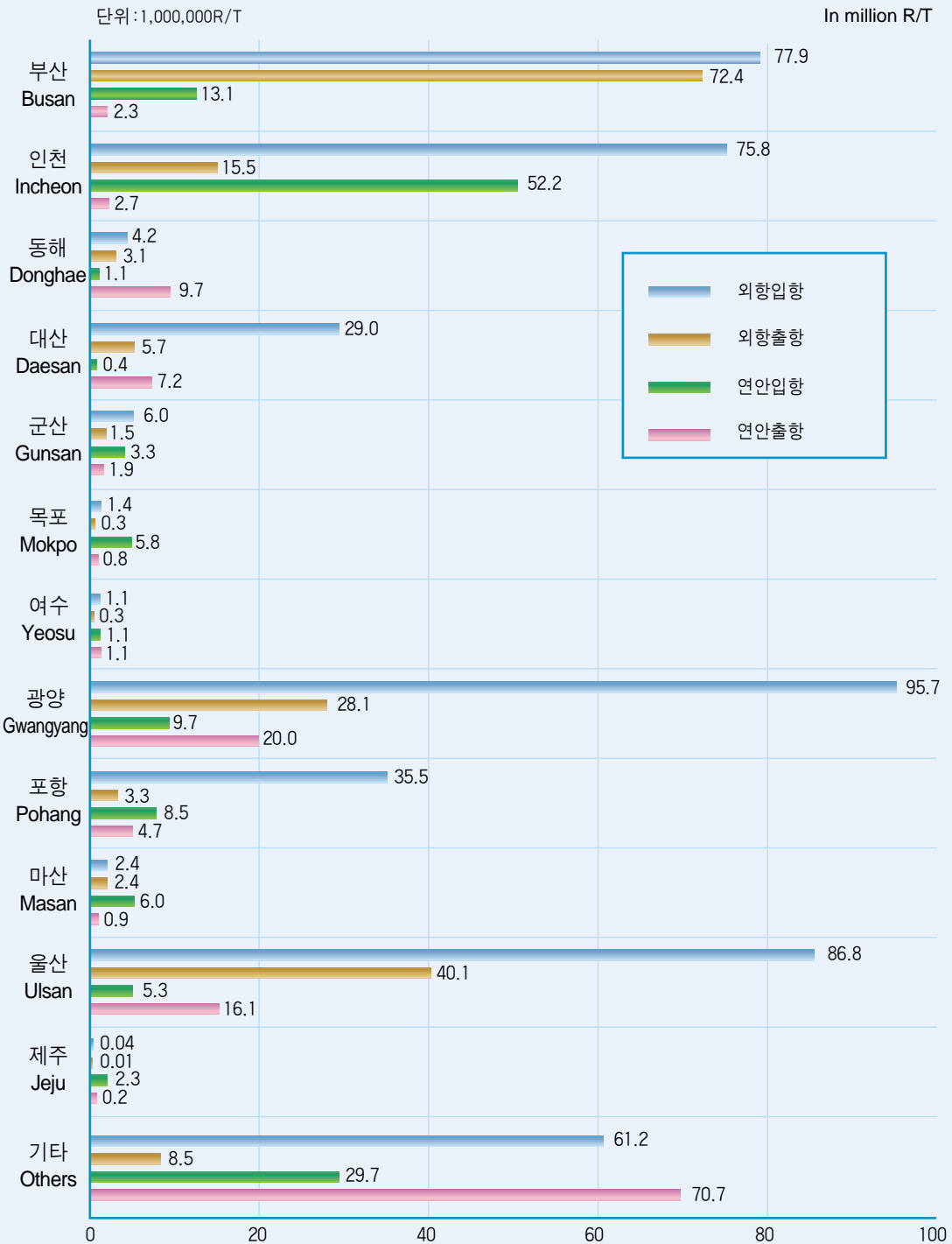
Trends of Container Traffic



10

주요 항만별 취급물동량 현황(2002)

Status of Cargo Handling by Major Ports

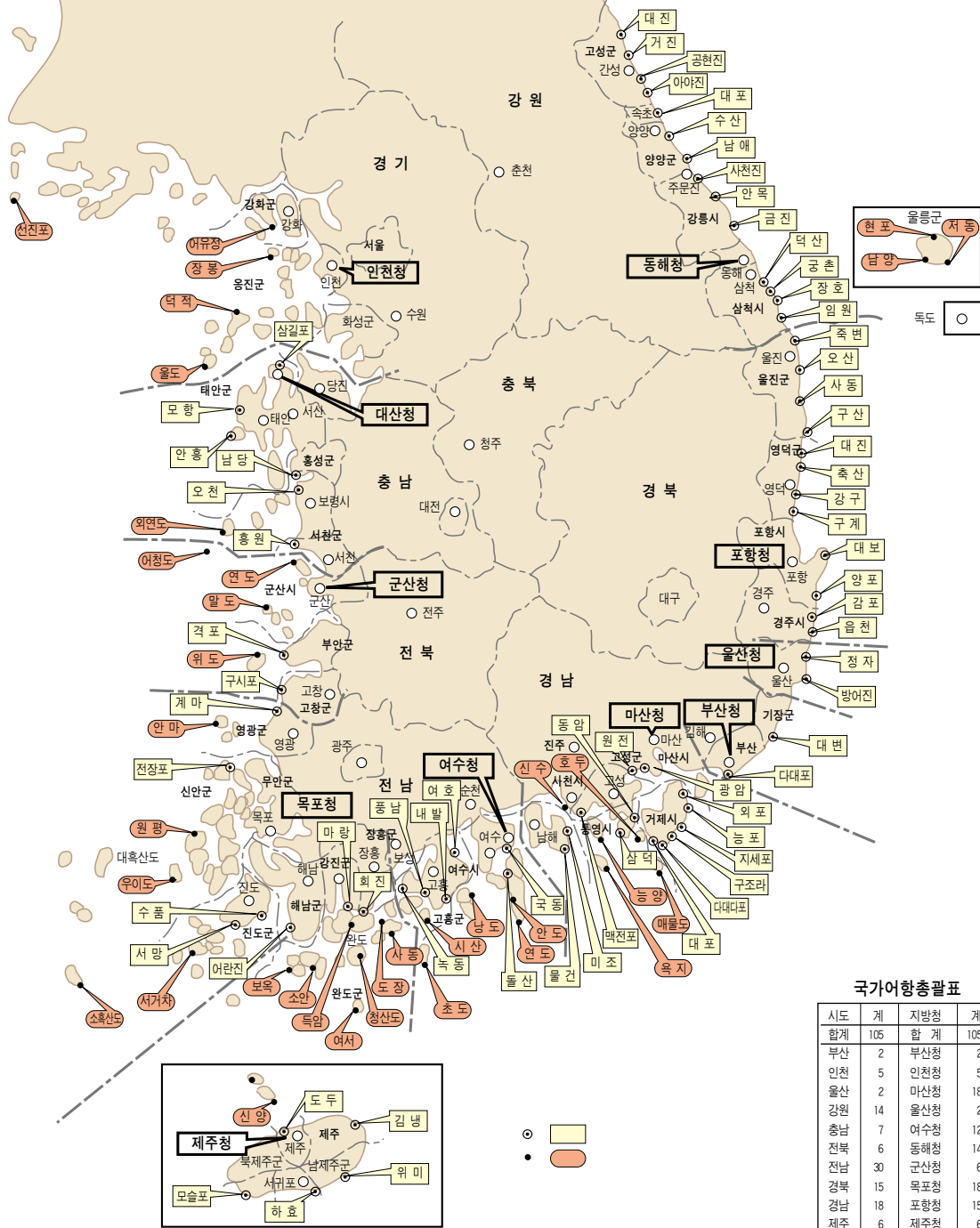


* 부록 CD 참조

11

국가어항 일람도

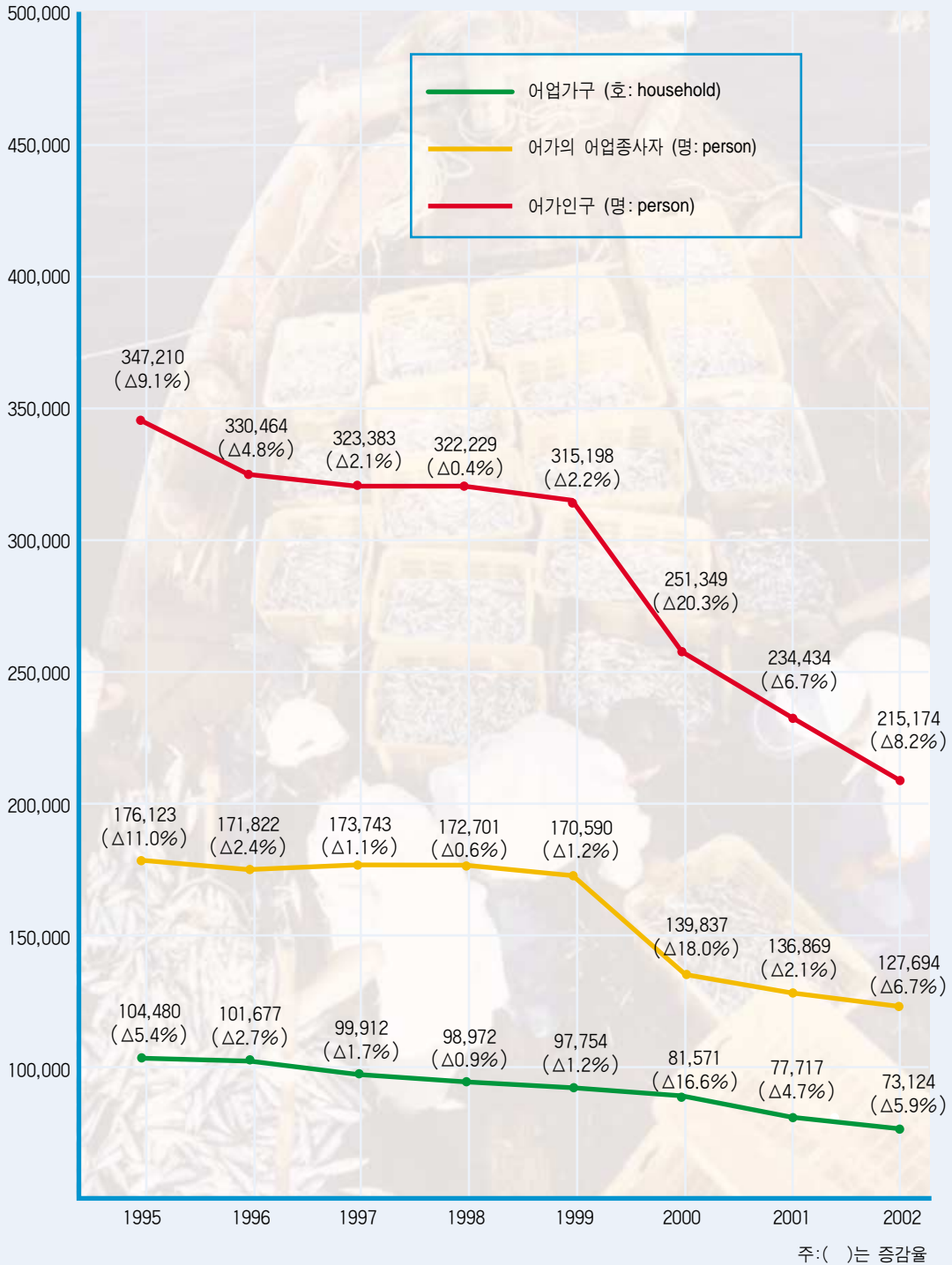
Location Map of Designated Fishing Port



국가어항총괄표

시도	계	지방청	계
합계	105	합 계	105
부산	2	부산청	2
인천	5	인천청	5
울산	2	마산청	18
강원	14	울산청	2
충남	7	여수청	12
전북	6	동해청	14
전남	30	군산청	6
경북	15	목포청	8
경남	18	포항청	15
제주	6	제주청	6
		대산청	7

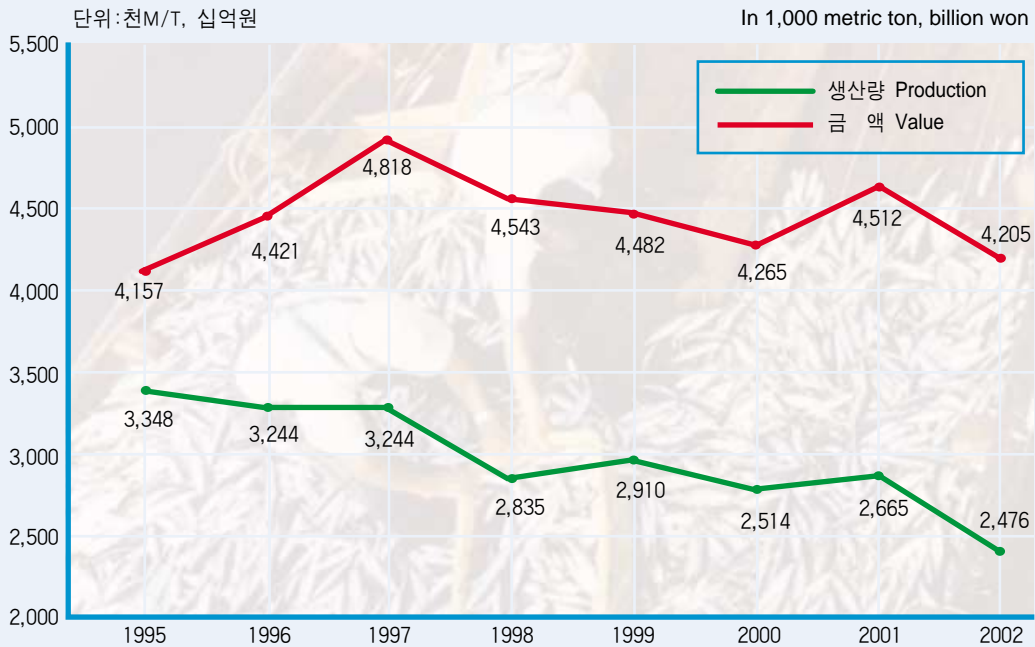
12 어업가구, 어가인구, 어가의 어업종사자 Trends of Fishery household, Fishery household population, Fishery workers



* 표 146Page 참조

13 어업 생산고 추이

Trends of Production and Value of Fishery Products

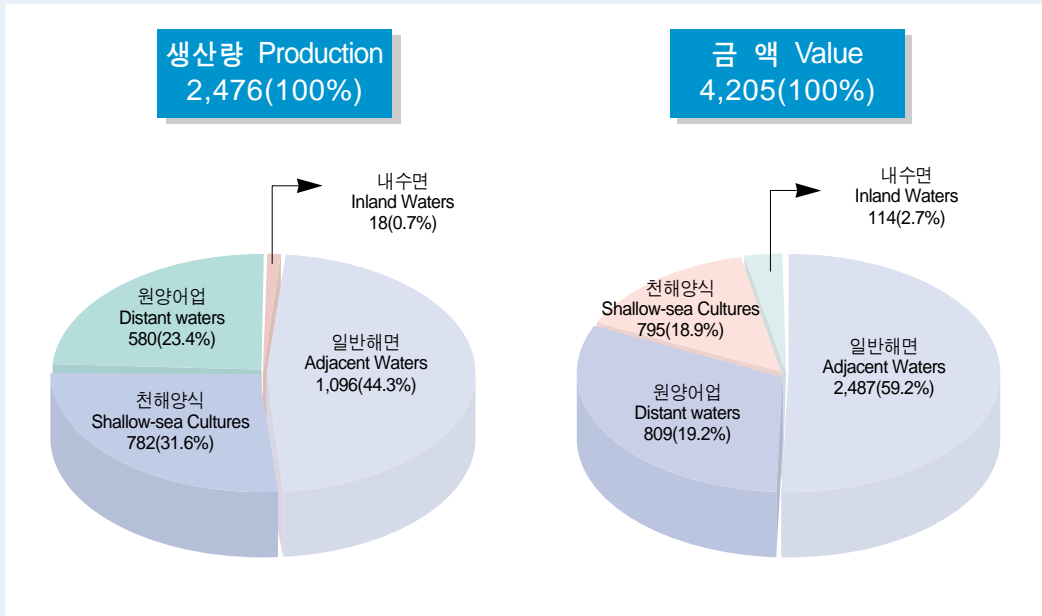


* 표 148~149Page 참조

14 어업별 생산고 현황(2002)

Status of Production and Value by Fisheries

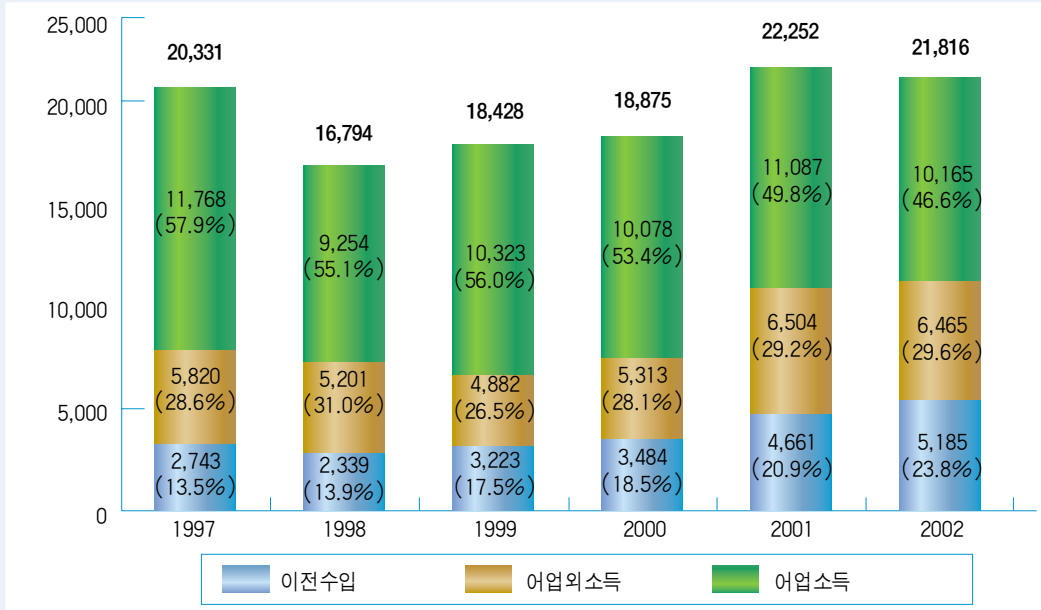
단위: 천톤, 십억원 In thousand ton, billion won



* 표 148~149Page 참조

15 어가소득추이 Trends of Fishery household Income

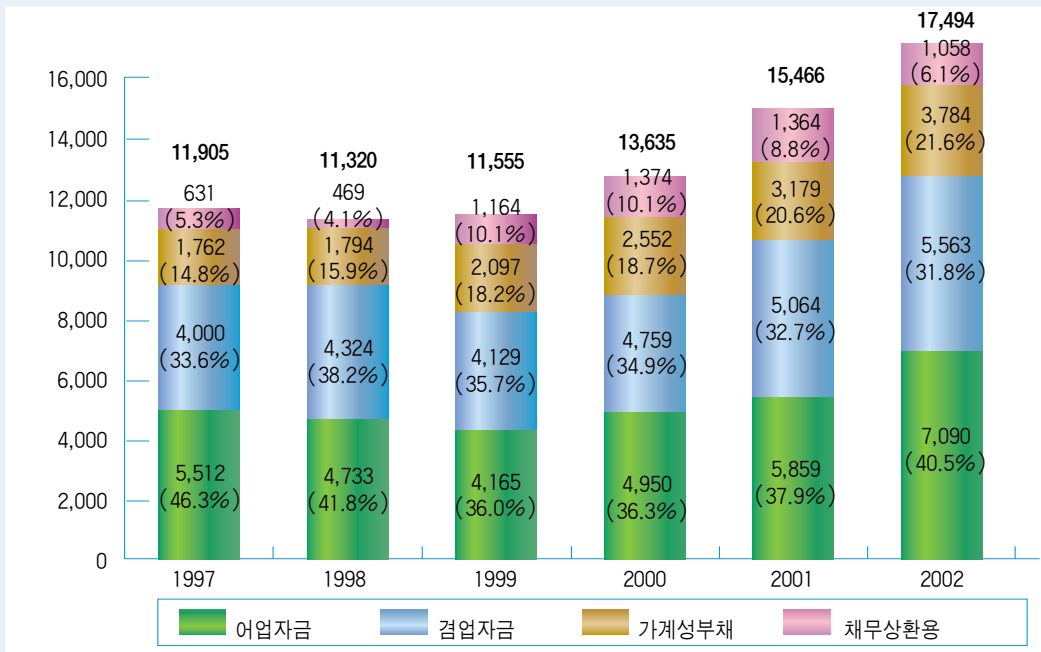
(단위:천원)



* 표 126~127Page 참조

16 용도별 어가부채추이 Trends of Fishery Household Debts by Purpose

(단위:천원)



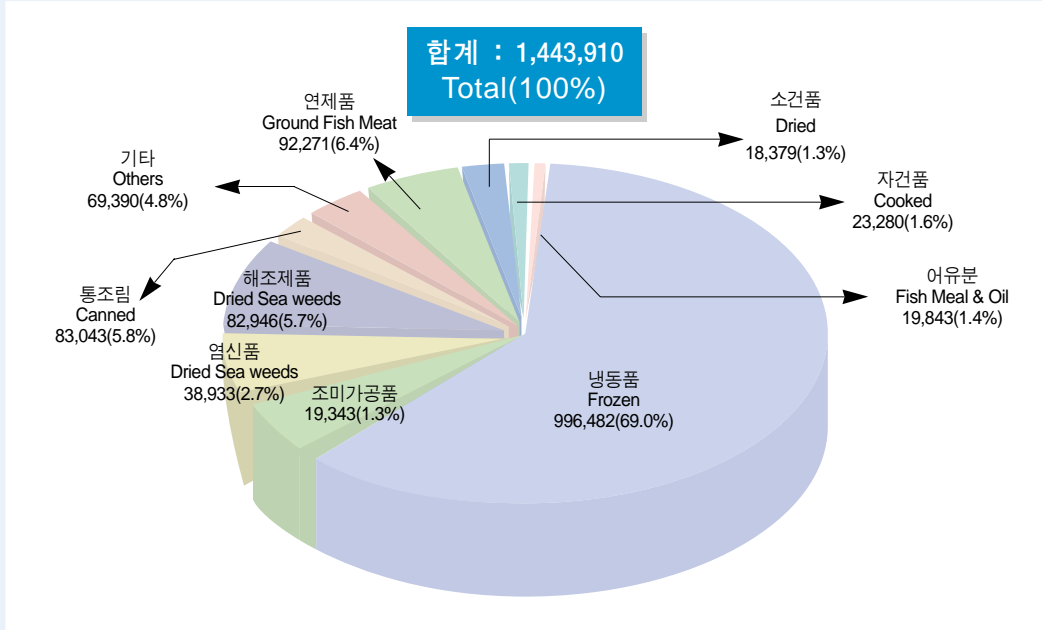
* 표 145Page 참조

17

품종별 수산가공품 생산량(2002)
Production of Processed Fishery Commodities by Groups

단위 : M/T

In Metric Ton



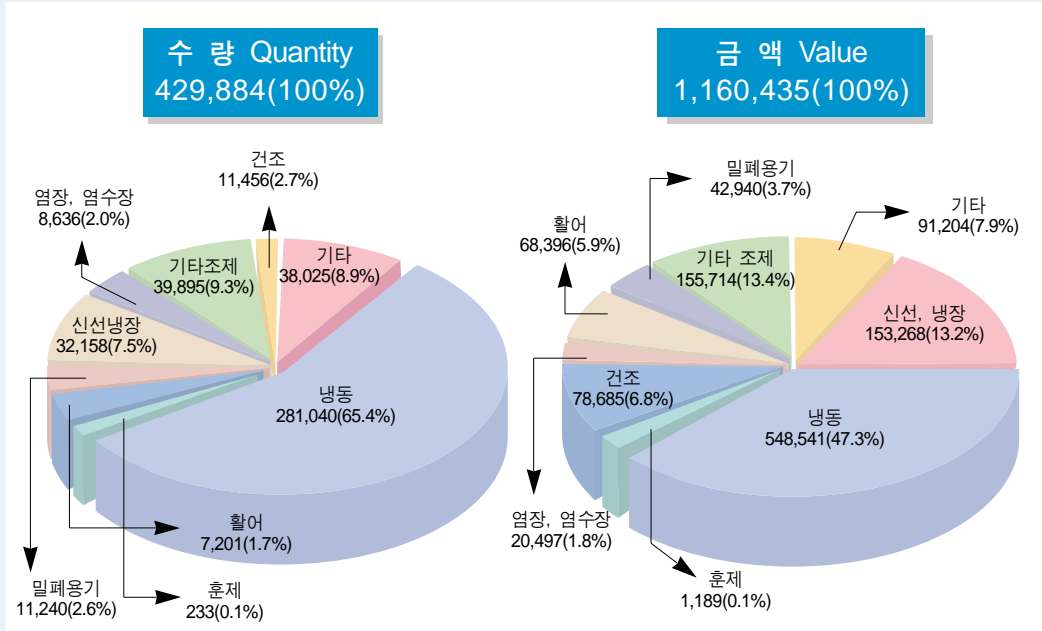
* 표 170~171Page 참조

18

품종별 수산물 수출실적(2002)
Exports of Fishery Products by Commodity Groups

단위 : M/T, 천불

In M/ T, \$,1,000

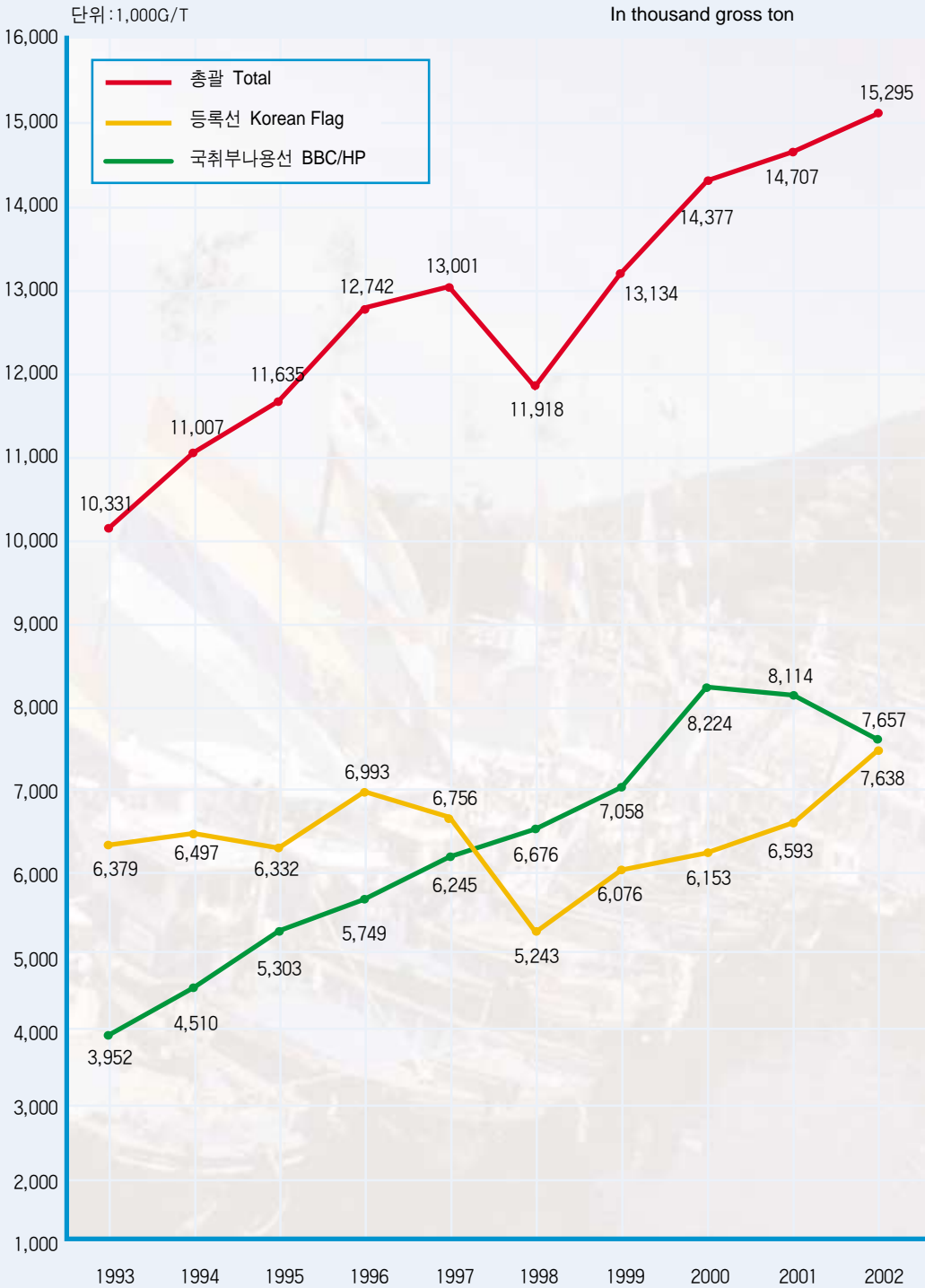


* 표 182Page 참조

19

국적선 선박보유량 추이

Trends of Korea Flag Ships



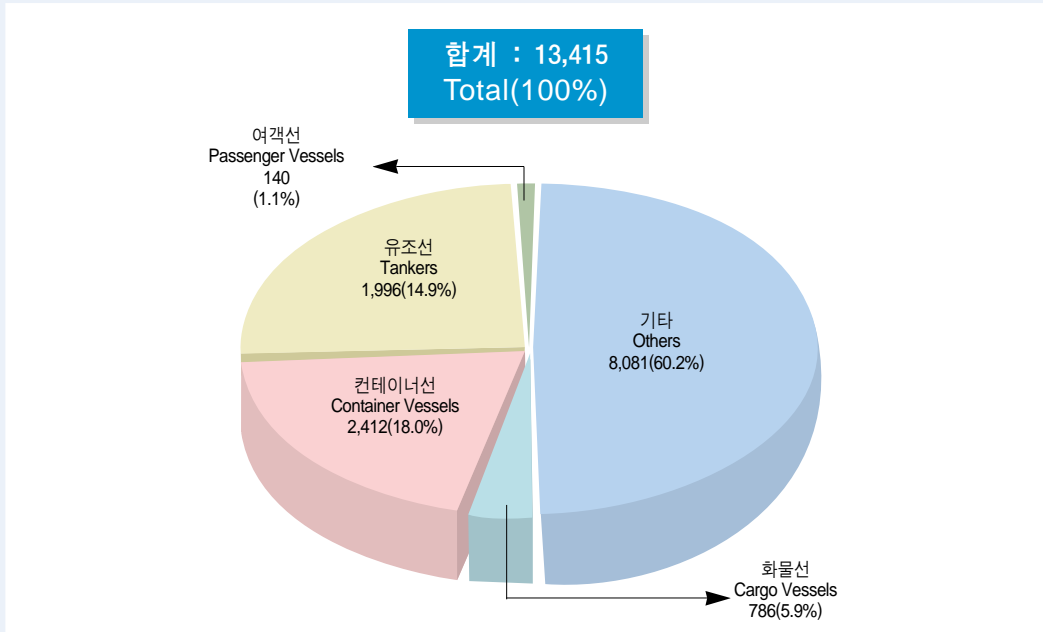
* 표 186Page 참조

20

면허, 등록선박현황(2002) Production of Processed Fishery Commodities by Groups

단위 : 1,000G/T

In thousand gross ton



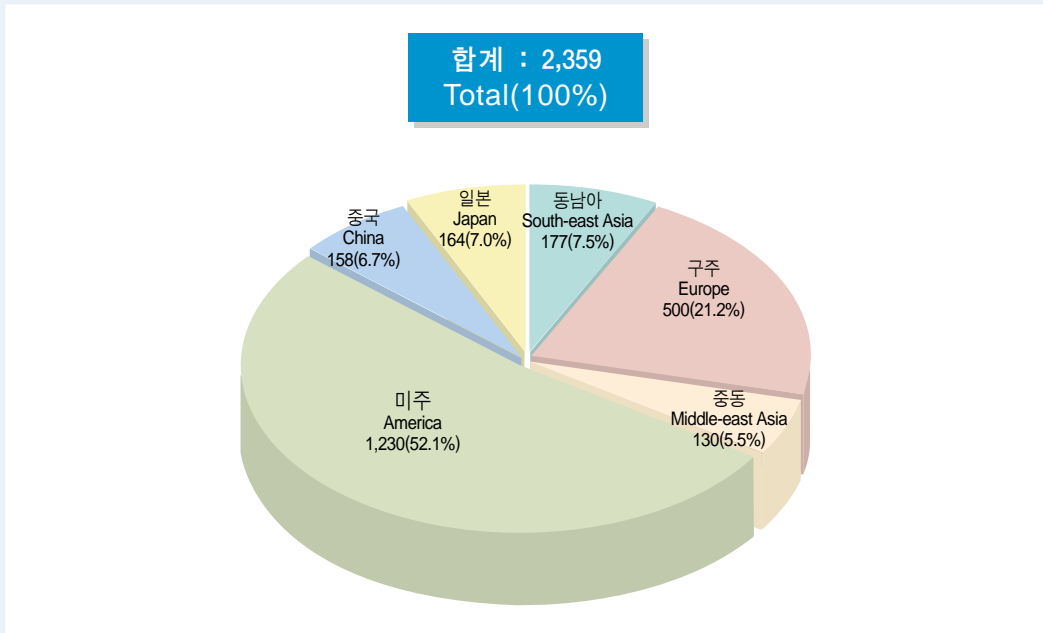
* 표 187Page 참조

21

정기외항선취항현황(2002) Status of Ocean-Going Liner Ships

단위 : 1,000G/T

In thousand gross ton

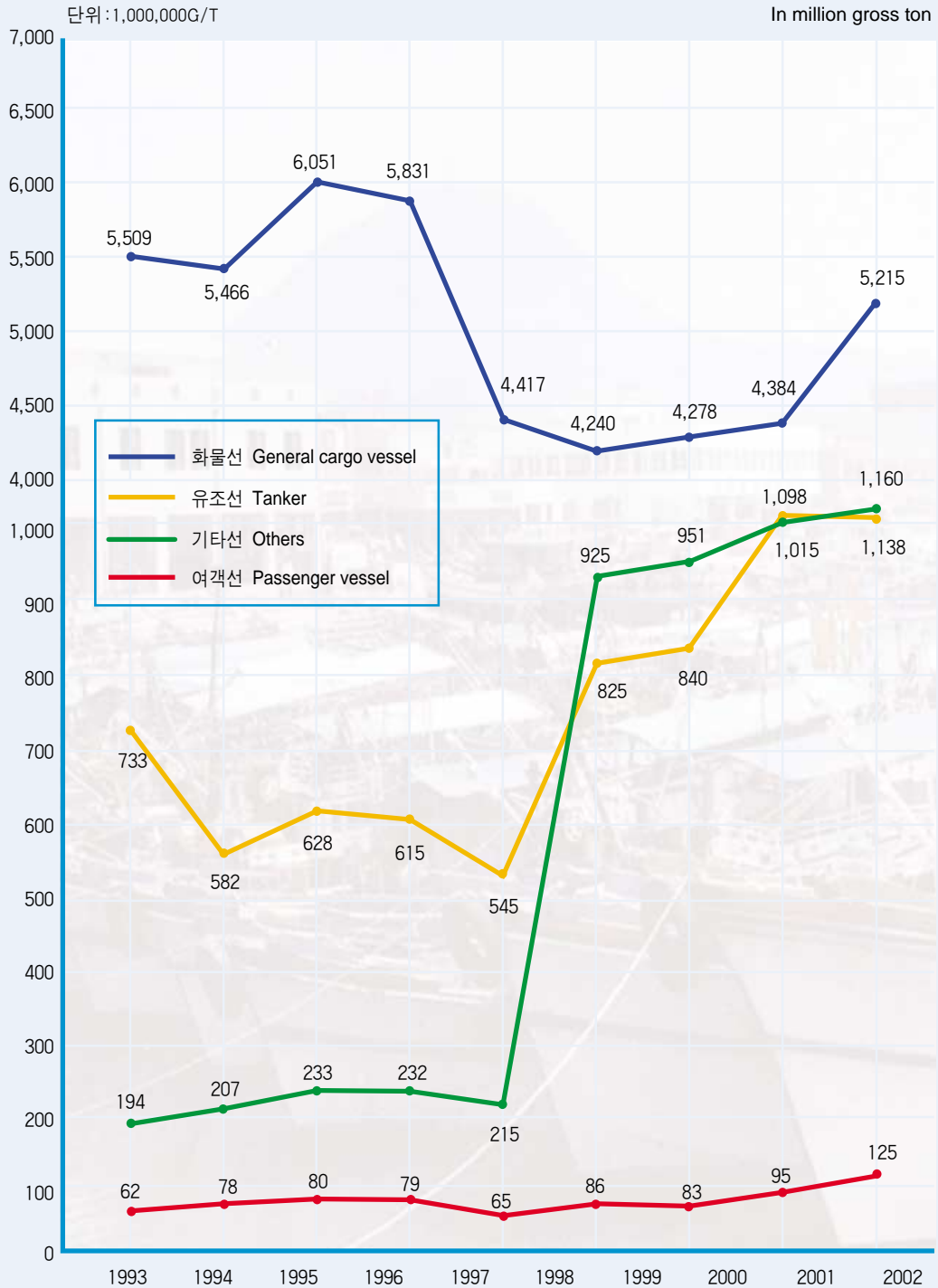


* 표 187Page 참조

22

등록선박량추이

Trends of Registered Ship's Tonnage



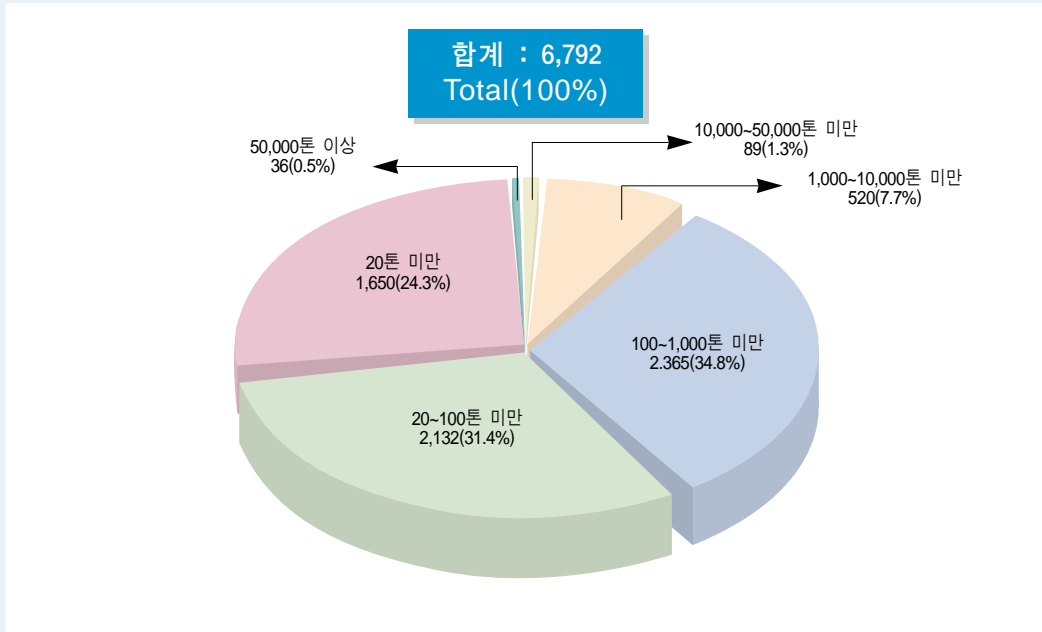
* 표 188Page 참조

23

톤급별등록선박(2002)
Ship Registered by Tonnage

단위:척

In Number



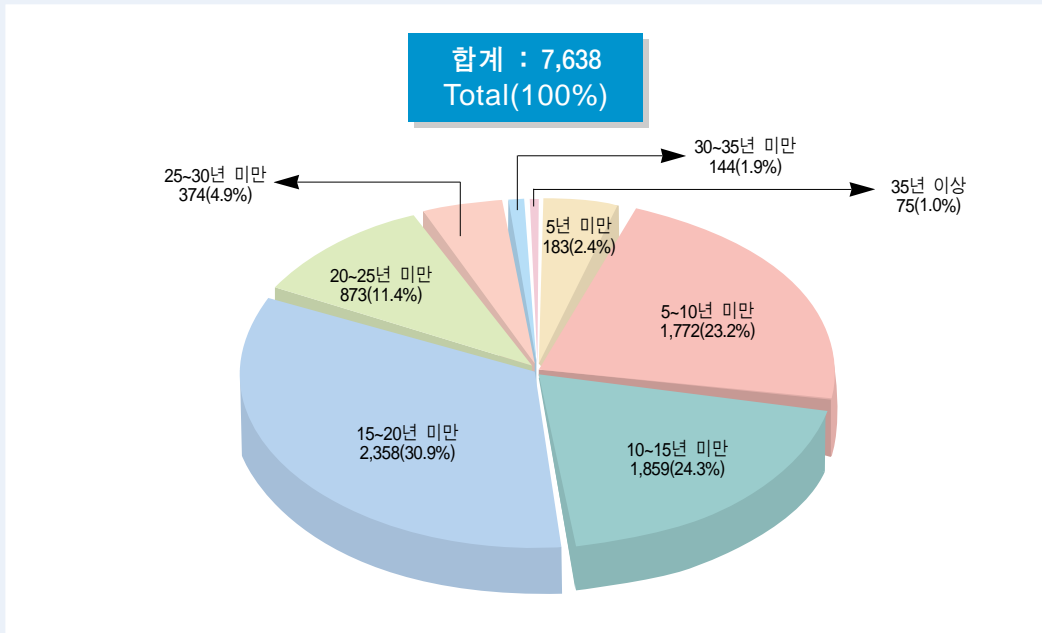
* 표 192Page 참조

24

선령별등록선박(2002)
Ship Registered by Age

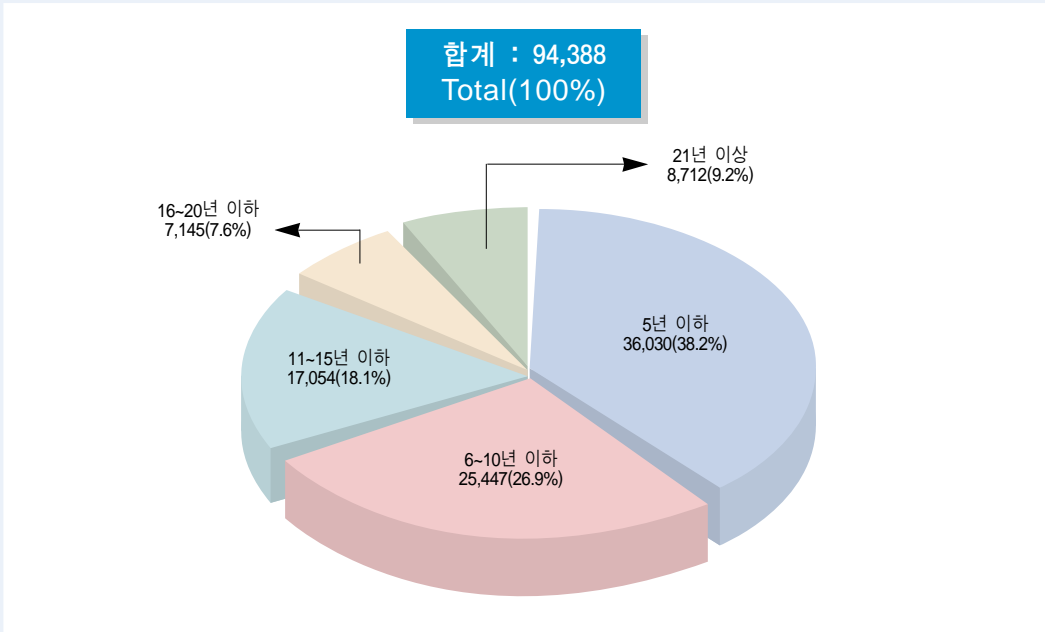
단위:1,000G/T

In thousand gross ton



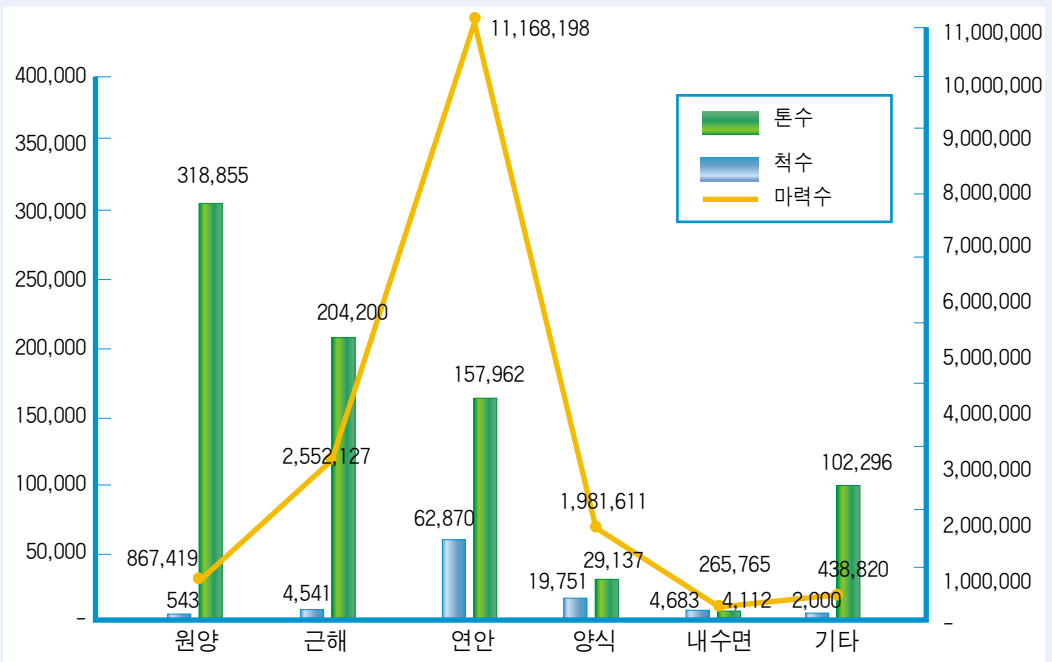
* 표 196Page 참조

25 선령별 어선척수 (2002) Number of Fishing Vessels by Age



* 표 226Page 참조

26 업종별 어선세력현황 (2002) Ship Registered by Age

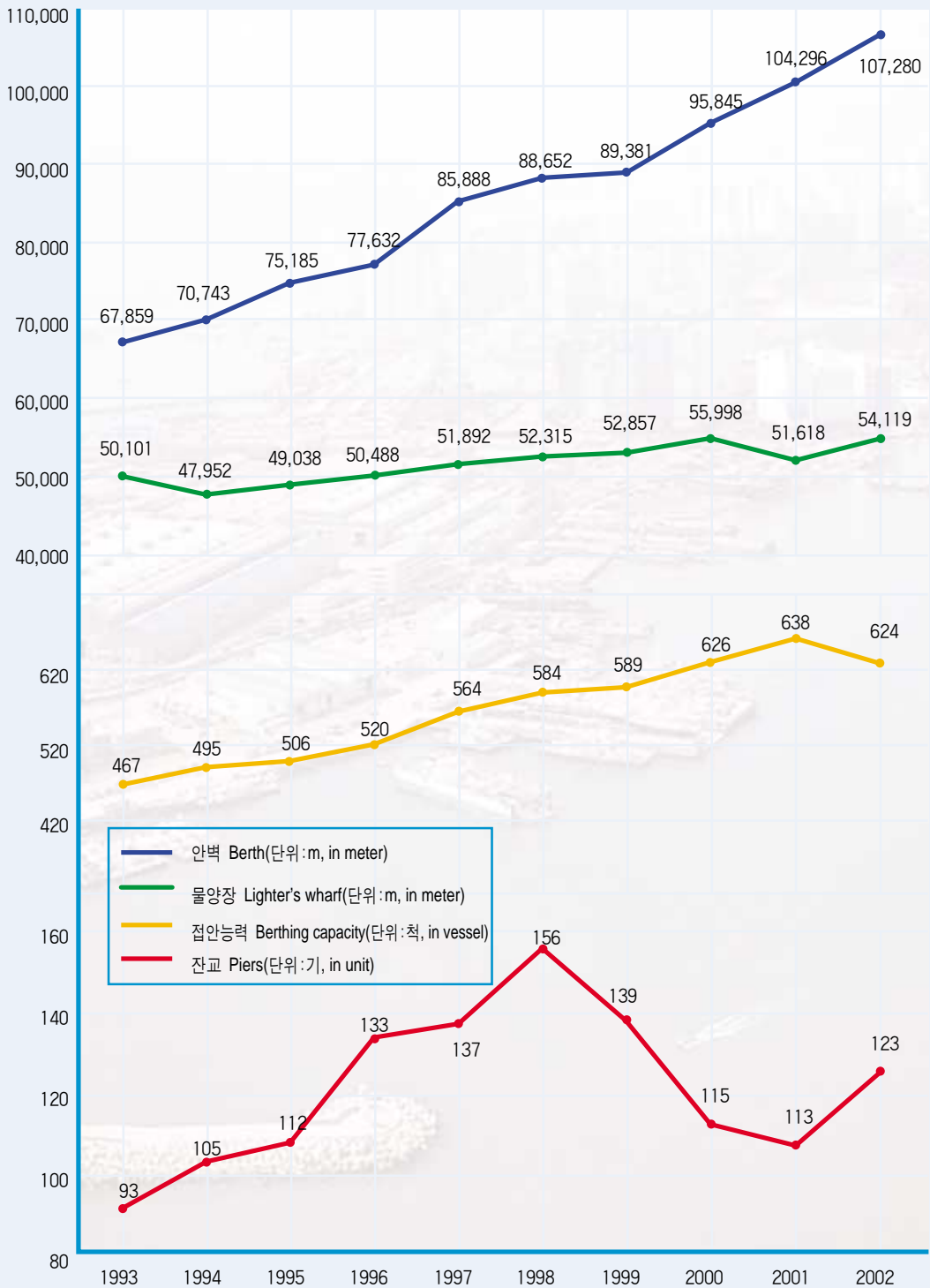


* 표 218Page 참조

27

항만 시설 현황

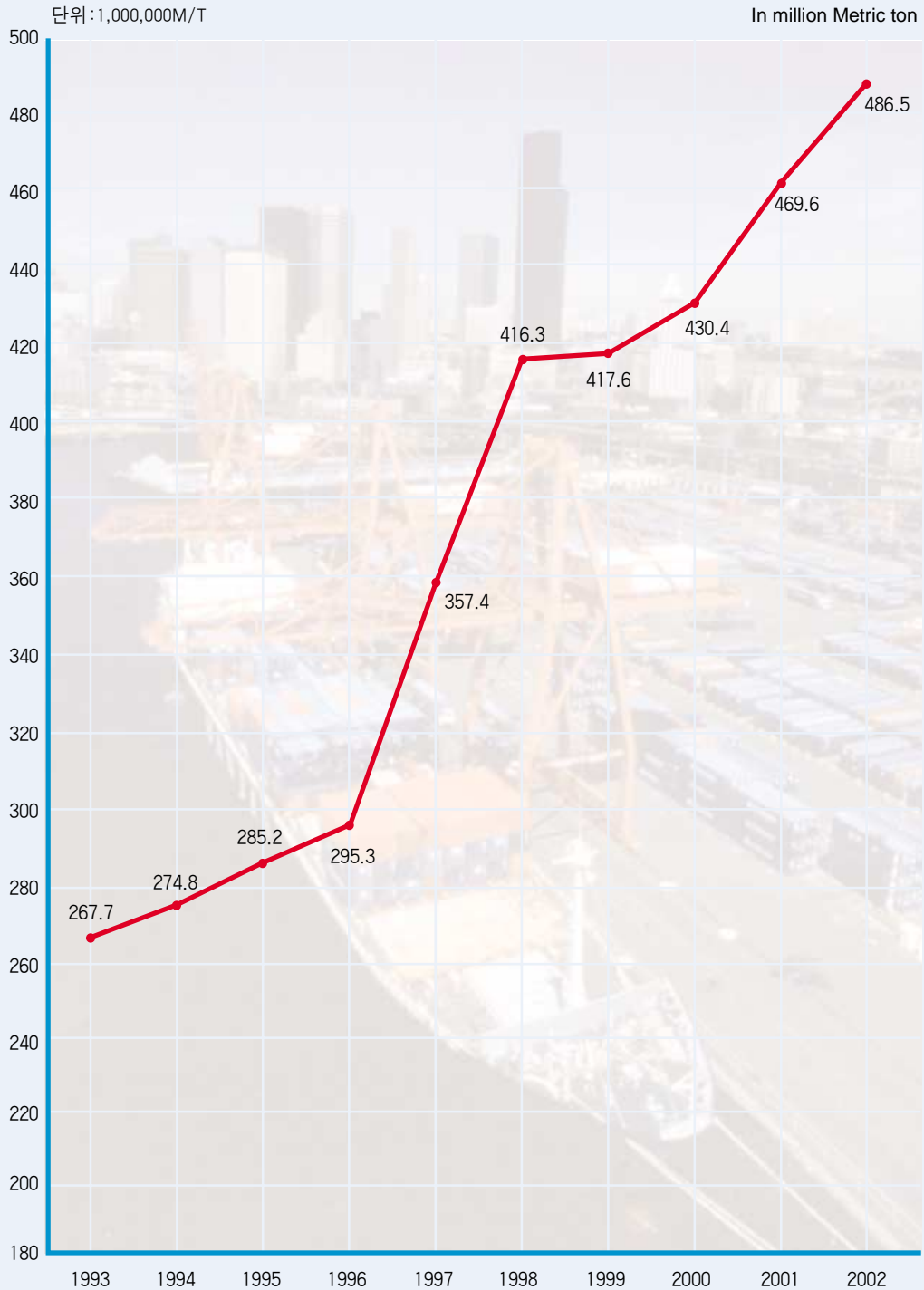
Ship Registered by Tonnage



* 표 234Page 참조

28

항만 하역 능력
Capacity of Port Cargo Handling



* 표 246Page 참조

29

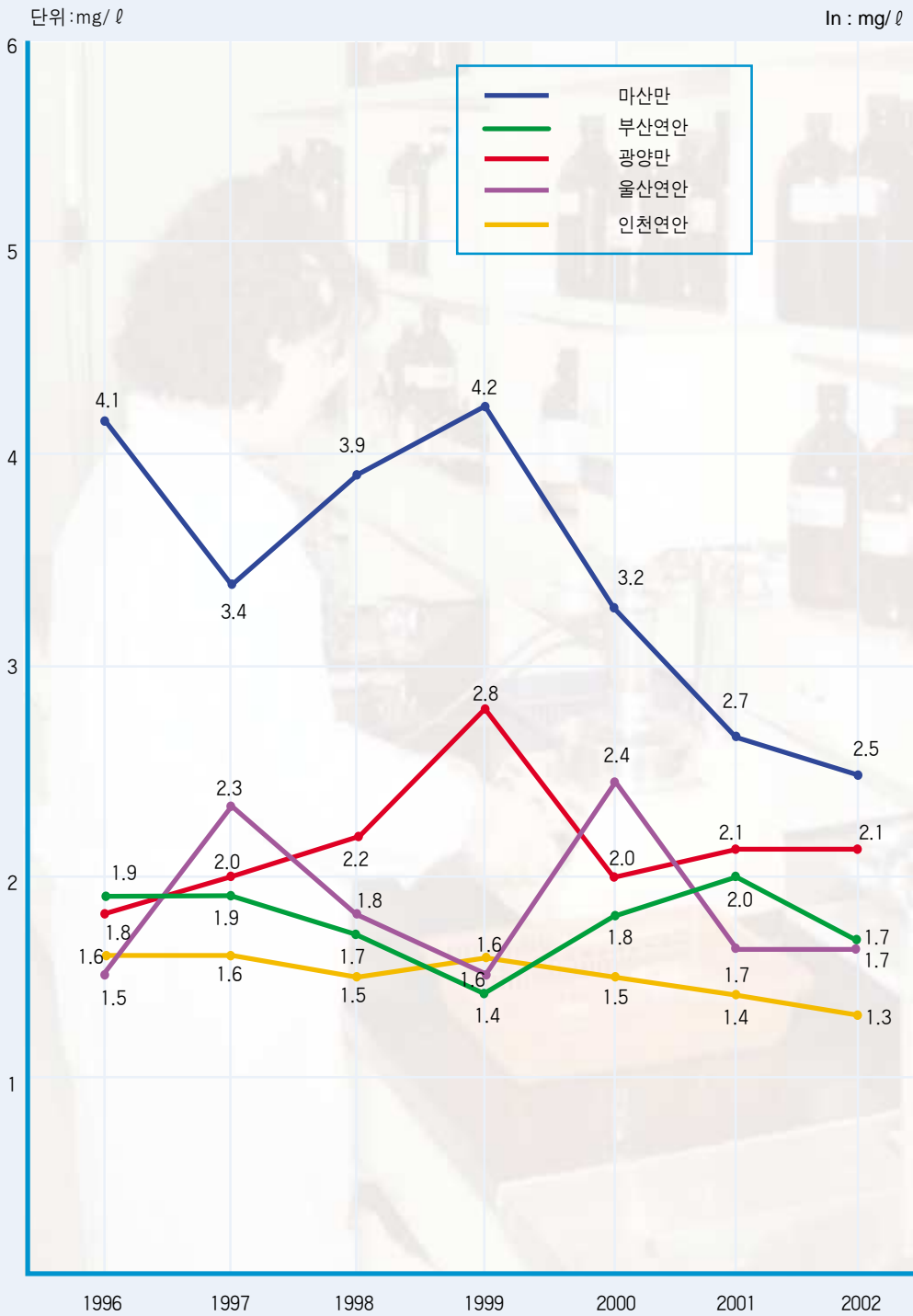
해양수질 측정망 위치도

Map of Sea Water Quality Monitoring Sites



30 주요 연안의 수질오염도(COD) 추이

Trends of Water Quality(COD) in Major Coastal Areas

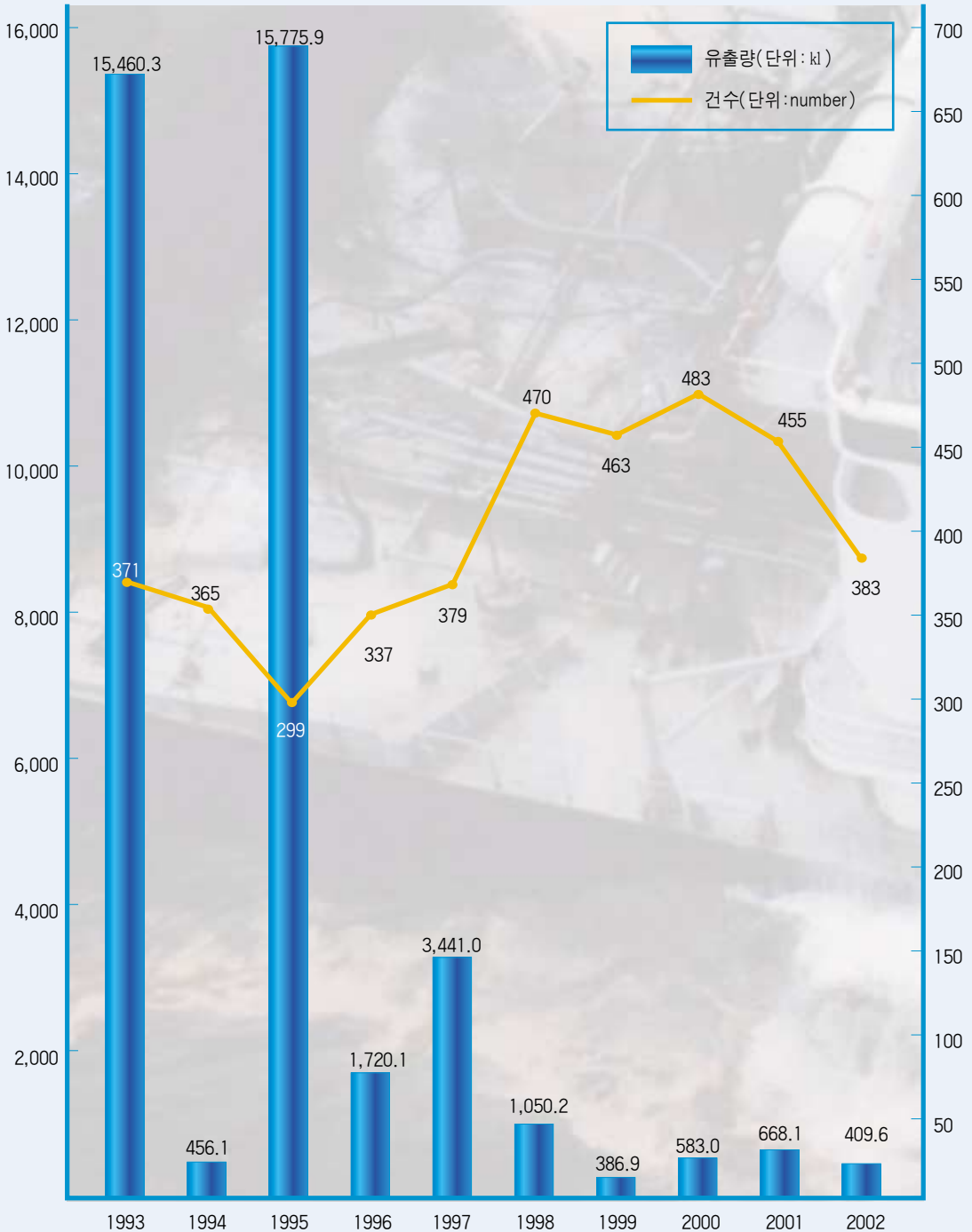


* 표 258~287Page 참조

31

사고에 의한 해양오염 발생현황

Condition of Marine Pollution by Accident



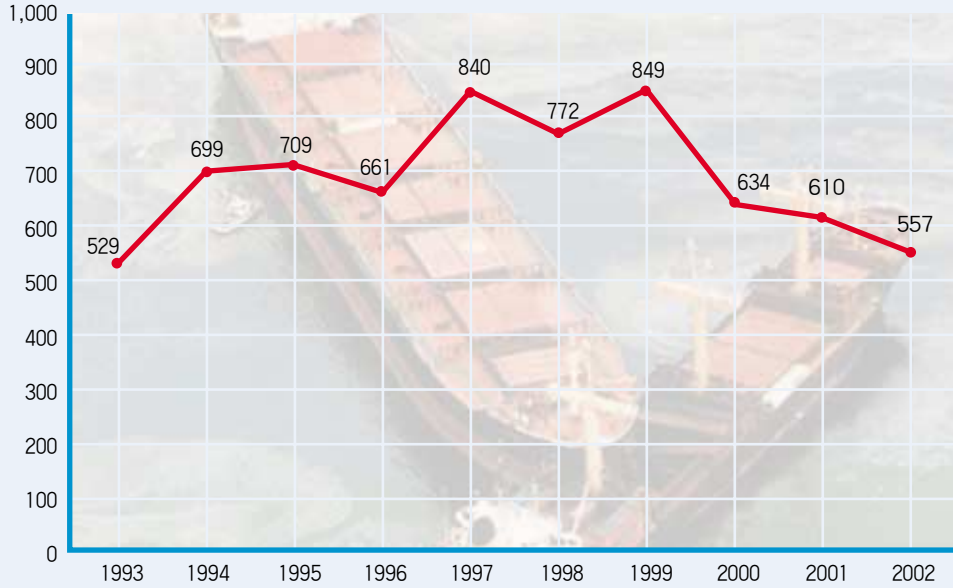
* 표 288Page 참조

32 해양 사고 현황

Status of Marine Accidents

단위:건수

In Number



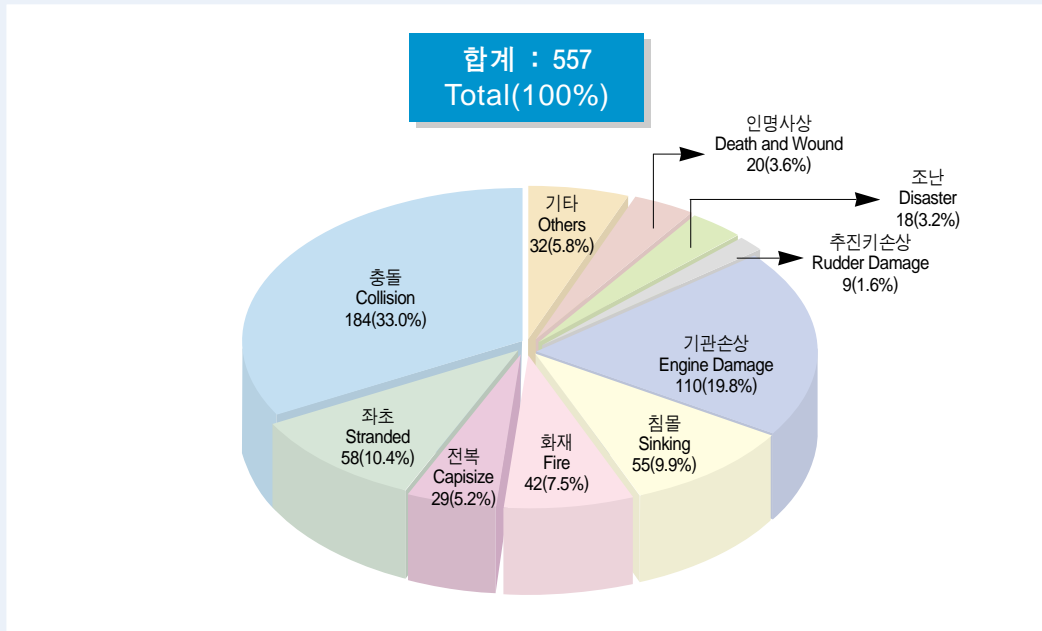
* 표 303~307Page 참조

33 사고 유형별 해양 사고 (2 0 0 2)

Marine Accidents by Type of Accident

단위:건수

In Number



* 표 303Page 참조

1. 선박입출항(항)

총괄

구분 Classification	총계 Grand Total		입항 Arrival							
			외항선 Ocean-going				연안선 Coastal			
			국적선 Korean Flag		외국선 Foreign Flag		계 Sub_Total			
	척 Number	톤 Gross Ton	척 Number	톤 Gross Ton	척 Number	톤 Gross Ton	척 Number	톤 Gross Ton	척 Number	톤 Gross Ton
1993	232,365	980,798,495	10,888	83,325,684	24,805	299,985,142	35,693	383,310,826	80,470	107,971,514
1994	254,406	1,103,889,549	11,415	82,173,843	26,744	348,697,772	38,159	430,871,615	89,100	121,739,924
1995	274,676	1,232,936,490	11,617	84,276,218	30,630	403,558,206	42,247	487,834,424	95,159	129,864,141
1996	297,278	1,379,597,379	12,231	90,010,348	33,592	447,152,369	45,823	537,162,717	102,817	149,917,242
1997	302,880	1,468,322,245	12,339	87,710,661	35,205	490,661,894	47,544	578,372,555	103,827	152,892,719
1998	278,370	1,442,739,733	13,763	110,473,135	33,837	476,156,361	47,600	586,629,496	91,480	130,519,267
1999	302,240	1,641,230,282	14,125	105,319,078	40,836	585,847,146	54,961	691,166,224	96,148	128,233,095
2000	325,024	1,760,848,519	15,591	110,354,031	43,670	644,870,661	59,261	755,224,692	104,190	133,812,581
2001	352,411	1,858,784,830	16,614	118,144,468	44,789	652,139,607	61,403	770,284,075	114,792	156,125,270
2002	370,250	1,963,127,060	17,815	129,857,721	49,239	689,819,454	67,054	819,677,175	118,079	157,619,526
1	29,919	163,778,066	1,353	9,907,097	3,813	57,943,748	5,166	67,850,845	9,744	12,920,289
2	27,231	143,424,459	1,357	9,506,604	3,455	50,364,820	4,812	59,871,424	8,821	11,834,433
3	31,499	168,575,303	1,474	11,107,509	4,038	59,616,928	5,512	70,724,437	10,242	13,457,938
4	29,995	163,539,846	1,454	10,929,760	4,115	57,676,534	5,569	68,606,294	9,455	13,327,003
5	32,280	170,427,647	1,581	11,824,236	4,264	58,523,169	5,845	70,347,405	10,275	13,775,897
6	30,584	161,524,867	1,502	11,142,118	4,054	55,357,765	5,556	66,499,883	9,710	13,425,347
7	29,803	162,869,331	1,469	10,819,630	4,130	58,063,180	5,599	68,882,810	9,290	12,465,814
8	29,310	162,674,656	1,539	11,580,293	4,078	57,279,344	5,617	68,859,637	9,017	11,804,291
9	30,406	164,724,054	1,522	10,794,943	4,225	59,265,635	5,747	70,060,578	9,491	12,448,338
10	32,928	165,649,338	1,537	10,796,169	4,357	58,026,168	5,894	68,822,337	10,563	13,698,032
11	32,819	163,950,583	1,523	10,419,985	4,294	57,621,023	5,817	68,041,008	10,606	14,028,095
12	33,476	171,988,910	1,504	11,029,377	4,416	60,081,140	5,920	71,110,517	10,865	14,434,049

Total Port Movement
Total

합 계 Total		출항 Departure									
		외항선 Ocean-going						연안선 Coastal		합 계 Total	
		국적선 Korean Flag		외국선 Foreign Flag		계 Sub_Total		척 Number	톤 Gross Ton	척 Number	톤 Gross Ton
척 Number	톤 Gross Ton	척 Number	톤 Gross Ton	척 Number	톤 Gross Ton	척 Number	톤 Gross Ton				
116,163	491,282,340	10,948	80,971,777	24,784	300,572,864	35,732	381,544,641	80,470	107,971,514	116,202	489,516,155
127,259	552,611,539	11,497	83,455,904	26,550	346,082,182	38,047	429,538,086	89,100	121,739,924	127,147	551,278,010
137,406	617,698,565	11,570	82,744,469	30,541	402,629,315	42,111	485,373,784	95,159	129,864,141	137,270	615,237,925
148,640	687,079,959	12,172	90,161,075	33,649	452,439,103	45,821	542,600,178	102,817	149,917,242	148,638	692,517,420
151,371	731,265,274	12,308	86,666,777	35,374	497,497,475	47,682	584,164,252	103,827	152,892,719	151,509	737,056,971
139,080	717,148,763	13,817	110,766,870	33,993	484,304,833	47,810	595,071,703	91,480	130,519,267	139,290	725,590,970
151,109	819,399,319	14,102	104,171,087	40,881	589,426,781	54,983	693,597,868	96,148	128,233,095	151,131	821,830,963
163,451	889,037,273	15,044	107,067,681	42,339	630,930,984	57,383	737,998,665	104,190	133,812,581	161,573	871,811,246
176,195	926,409,345	16,656	117,962,172	44,768	658,288,043	61,424	776,250,215	114,792	156,125,270	176,216	932,375,485
185,133	977,296,701	17,775	129,930,207	49,263	698,280,626	67,038	828,210,833	118,079	157,619,526	185,117	985,830,359
14,910	80,771,134	1,396	10,043,610	3,869	60,043,033	5,265	70,086,643	9,744	12,920,289	15,009	83,006,932
13,633	71,705,857	1,324	9,060,704	3,453	50,823,465	4,777	59,884,169	8,821	11,834,433	13,598	71,718,602
15,754	84,182,375	1,452	11,192,841	4,051	59,742,149	5,503	70,934,990	10,242	13,457,938	15,745	84,392,928
15,024	81,933,297	1,470	10,721,803	4,046	57,557,743	5,516	68,279,546	9,455	13,327,003	14,971	81,606,549
16,120	84,123,302	1,578	11,730,952	4,307	60,797,496	5,885	72,528,448	10,275	13,775,897	16,160	86,304,345
15,266	79,925,230	1,488	11,366,255	4,120	56,808,035	5,608	68,174,290	9,710	13,425,347	15,318	81,599,637
14,889	81,348,624	1,490	10,765,224	4,134	58,289,669	5,624	69,054,893	9,290	12,465,814	14,914	81,520,707
14,634	80,663,928	1,558	12,104,932	4,101	58,101,505	5,659	70,206,437	9,017	11,804,291	14,676	82,010,728
15,238	82,508,916	1,509	10,586,127	4,168	59,180,673	5,677	69,766,800	9,491	12,448,338	15,168	82,215,138
16,457	82,520,369	1,552	11,067,404	4,356	58,363,533	5,908	69,430,937	10,563	13,698,032	16,471	83,128,969
16,423	82,069,103	1,478	10,150,771	4,312	57,702,614	5,790	67,853,385	10,606	14,028,095	16,396	81,881,480
16,785	85,544,566	1,480	11,139,584	4,346	60,870,711	5,826	72,010,295	10,865	14,434,049	16,691	86,444,344

2. 선박 입출항(항·지역·선종)

총괄 (입항 2-1)

구분 Classification			선박종류 Vessel Type		합계 Total		여객선 Passenger Ship		산물선 Bulk Carrier		
			척 Number	총톤수 G/T	척 Number	총톤수 G/T	척 Number	총톤수 G/T			
총계			185,133	977,296,701	4,427	36,731,123	26,681	136,956,643			
외	합계	계	67,054	819,677,175	4,084	34,860,887	5,620	99,810,261			
		국적선	17,815	129,857,721	1,258	8,576,275	3,438	40,602,173			
		외국선	49,239	689,819,454	2,826	26,284,612	2,182	59,208,088			
	일본	계	20,416	111,177,940	2,233	10,959,294	2,273	10,195,139			
		국적선	8,498	27,633,139	713	3,843,994	1,856	3,730,696			
		외국선	11,918	83,544,801	1,520	7,115,300	417	6,464,443			
	극동지역	계	35,526	351,869,339	1,837	23,822,346	2,108	29,698,659			
		국적선	8,227	61,052,357	535	4,726,441	1,157	11,100,724			
		외국선	27,299	290,816,982	1,302	19,095,905	951	18,597,935			
	동남아시아	계	3,304	71,047,817	0	0	206	5,526,841			
		국적선	175	2,850,470	0	0	47	1,243,235			
		외국선	3,129	68,197,347	0	0	159	4,283,606			
	서남아시아	계	236	5,945,970	0	0	21	1,217,092			
		국적선	9	609,046	0	0	7	537,316			
		외국선	227	5,336,924	0	0	14	679,776			
	중동지역	계	1,024	79,631,537	0	0	17	1,539,335			
		국적선	29	3,727,957	0	0	0	0			
		외국선	995	75,903,580	0	0	17	1,539,335			
	유럽지역	계	1,415	33,085,632	2	11,609	33	1,064,053			
		국적선	7	302,171	0	0	0	0			
		외국선	1,408	32,783,461	2	11,609	33	1,064,053			
	항	아프리카지역	계	381	14,807,734	0	0	33	1,268,505		
			국적선	7	326,790	0	0	5	278,691		
외국선			374	14,480,944	0	0	28	989,814			
북미주지역		계	1,829	65,307,725	1	60,906	249	7,393,378			
		국적선	289	11,796,565	0	0	109	3,094,403			
		외국선	1,540	53,511,160	1	60,906	140	4,298,975			
중미지역		계	351	9,018,449	0	0	11	278,201			
		국적선	6	163,690	0	0	2	40,655			
		외국선	345	8,854,759	0	0	9	237,546			
남미지역		계	518	18,324,012	0	0	125	8,035,940			
		국적선	35	3,397,665	0	0	30	3,195,964			
		외국선	483	14,926,347	0	0	95	4,839,976			
대양주지역		계	1,567	58,313,196	11	6,732	541	33,546,626			
		국적선	266	17,763,541	10	5,840	225	17,380,489			
		외국선	1,301	40,549,655	1	892	316	16,166,137			
선		기타지역	계	487	1,147,824	0	0	3	46,492		
			국적선	267	234,330	0	0	0	0		
			외국선	220	913,494	0	0	3	46,492		
연안선			118,079	157,619,526	343	1,870,236	21,061	37,146,382			

자료: 해운물류국

Vessel Movement(Port·Area·Vessel Type)

Total (Arrival 2-1)

원 목 선 Log Carrier		시멘트선 Cement Ship		자동차선 Car Carrier		핫코일선 Hot Coil Carrier		냉동냉장선 Refrigerator Ship	
척 Number	총톤수 G/T	척 Number	총톤수 G/T	척 Number	총톤수 G/T	척 Number	총톤수 G/T	척 Number	총톤수 G/T
105	704,720	3,460	17,789,342	5,132	56,549,601	162	553,430	3,136	6,090,403
105	704,720	238	1,330,197	1,317	56,069,184	13	259,900	3,134	6,087,697
4	87,856	78	484,258	47	2,391,193	7	176,032	396	272,416
101	616,864	160	845,939	1,270	53,677,991	6	83,868	2,738	5,815,281
12	53,457	158	817,166	249	11,178,096	0	0	869	1,312,442
0	0	49	239,847	11	602,706	0	0	275	110,105
12	53,457	109	577,319	238	10,575,390	0	0	594	1,202,337
72	471,310	80	513,031	518	21,592,911	10	184,395	1,654	2,551,751
1	21,964	29	244,411	23	1,179,053	4	100,527	67	90,444
71	449,346	51	268,620	495	20,413,858	6	83,868	1,587	2,461,307
1	4,299	0	0	52	1,633,325	0	0	196	850,718
0	0	0	0	0	0	0	0	13	7,878
1	4,299	0	0	52	1,633,325	0	0	183	842,840
0	0	0	0	4	84,048	0	0	0	0
0	0	0	0	0	0	0	0	0	0
0	0	0	0	4	84,048	0	0	0	0
0	0	0	0	52	2,250,725	0	0	1	12,453
0	0	0	0	5	231,986	0	0	0	0
0	0	0	0	47	2,018,739	0	0	1	12,453
10	33,498	0	0	20	947,416	0	0	170	448,242
0	0	0	0	0	0	0	0	1	2,073
10	33,498	0	0	20	947,416	0	0	169	446,169
1	17,720	0	0	92	3,915,069	0	0	7	39,408
0	0	0	0	1	44,891	0	0	1	3,208
1	17,720	0	0	91	3,870,178	0	0	6	36,200
1	21,964	0	0	179	8,214,331	3	75,505	36	157,327
1	21,964	0	0	0	0	3	75,505	2	3,198
0	0	0	0	179	8,214,331	0	0	34	154,129
1	21,964	0	0	77	3,129,023	0	0	14	47,623
1	21,964	0	0	2	100,571	0	0	0	0
0	0	0	0	75	3,028,452	0	0	14	47,623
0	0	0	0	19	730,169	0	0	22	166,753
0	0	0	0	4	179,564	0	0	0	0
0	0	0	0	15	550,605	0	0	22	166,753
7	80,508	0	0	53	2,310,821	0	0	40	130,173
1	21,964	0	0	1	52,422	0	0	10	24,841
6	58,544	0	0	52	2,258,399	0	0	30	105,332
0	0	0	0	2	83,250	0	0	125	370,807
0	0	0	0	0	0	0	0	27	30,669
0	0	0	0	2	83,250	0	0	98	340,138
0	0	3,222	16,459,145	3,815	480,417	149	293,530	2	2,706

총괄 (입항 2-2)

구분 Classification			선박종류 Vessel Type		일반 화물선 General Cargo Ship		풀 컨테이너선 Full Container Ship		세미 컨테이너선 Semi-Container Ship		원유 운반선 Crude Oil Carrier	
			척 Number	총톤수 G/T	척 Number	총톤수 G/T	척 Number	총톤수 G/T	척 Number	총톤수 G/T		
총 계			22,686	149,120,469	17,745	271,079,548	1,300	13,417,702	4,790	70,628,082		
외	합 계	계	17,009	137,669,245	16,510	268,135,495	1,290	13,394,620	813	65,940,049		
		국적선	2,062	8,994,838	4,569	51,529,339	281	650,862	76	6,569,185		
		외국선	14,947	128,674,407	11,941	216,606,156	1,009	12,743,758	737	59,370,864		
	일본	계	5,502	21,381,392	4,060	30,512,748	389	1,993,052	81	2,306,086		
		국적선	1,167	2,758,054	2,189	13,148,752	182	389,121	8	5,016		
		외국선	4,335	18,623,338	1,871	17,363,996	207	1,603,931	73	2,301,070		
	국동지역	계	9,107	73,213,552	9,457	137,843,468	630	6,183,625	209	9,349,248		
		국적선	827	5,555,741	2,188	29,300,016	99	261,741	33	2,455,187		
		외국선	8,280	67,657,811	7,269	108,543,452	531	5,921,884	176	6,894,061		
	동남아시아	계	945	11,366,166	919	18,016,538	54	927,521	131	6,568,680		
		국적선	52	519,115	23	276,491	0	0	10	705,018		
		외국선	893	10,847,051	896	17,740,047	54	927,521	121	5,863,662		
	서남아시아	계	45	851,558	109	2,105,771	8	100,789	5	147,370		
		국적선	0	0	0	0	0	0	1	67,737		
		외국선	45	851,558	109	2,105,771	8	100,789	4	79,633		
	중동지역	계	74	2,086,675	170	6,091,432	5	88,469	280	39,269,555		
		국적선	0	0	0	0	0	0	20	3,111,756		
		외국선	74	2,086,675	170	6,091,432	5	88,469	260	36,157,799		
	유럽지역	계	204	2,735,580	477	23,606,115	21	802,137	15	1,844,218		
		국적선	0	0	5	299,675	0	0	0	0		
		외국선	204	2,735,580	472	23,306,440	21	802,137	15	1,844,218		
아프리카지역	계	87	2,374,537	91	2,441,675	9	136,223	21	2,578,430			
	국적선	0	0	0	0	0	0	0	0			
	외국선	87	2,374,537	91	2,441,675	9	136,223	21	2,578,430			
북미주지역	계	304	7,791,673	819	36,039,729	29	822,367	20	734,980			
	국적선	10	97,090	164	8,504,405	0	0	0	0			
	외국선	294	7,694,583	655	27,535,324	29	822,367	20	734,980			
중미지역	계	92	1,496,832	84	2,583,158	28	734,243	2	82,139			
	국적선	0	0	0	0	0	0	0	0			
	외국선	92	1,496,832	84	2,583,158	28	734,243	2	82,139			
남미지역	계	123	3,447,040	162	3,549,458	27	448,399	22	1,345,731			
	국적선	1	22,137	0	0	0	0	0	0			
	외국선	122	3,424,903	162	3,549,458	27	448,399	22	1,345,731			
대양주지역	계	517	10,807,116	162	5,345,403	90	1,157,795	26	1,710,784			
	국적선	5	42,701	0	0	0	0	3	221,643			
	외국선	512	10,764,415	162	5,345,403	90	1,157,795	23	1,489,141			
선	기타지역	계	9	117,124	0	0	0	0	1	2,828		
		국적선	0	0	0	0	0	0	1	2,828		
		외국선	9	117,124	0	0	0	0	0	0		
연 안 선			5,677	11,451,224	1,235	2,944,053	10	23,082	3,977	4,688,033		

Total (Arrival 2-2)

석유정제품 운반선 Product Carrier		케미칼 운반선 Chemical Tanker		LPG, LNG 운반선 Gas Carrier(LPG,LNG)		어 선 Fishing Vessel		기타선 Others	
척 Number	총톤수 G/T	척 Number	총톤수 G/T	척 Number	총톤수 G/T	척 Number	총톤수 G/T	척 Number	총톤수 G/T
35,821	98,006,232	9,961	31,194,126	3,418	44,322,582	3,694	2,818,309	42,615	41,334,389
4,451	62,121,459	6,104	26,592,410	1,516	39,819,999	3,614	2,804,262	1,236	4,076,790
1,238	3,183,993	2,547	3,953,332	220	695,010	1,046	478,250	548	1,212,709
3,213	58,937,466	3,557	22,639,078	1,296	39,124,989	2,568	2,326,012	688	2,864,081
1,295	11,648,586	1,914	6,247,080	370	1,545,475	604	129,787	407	898,140
430	996,243	802	1,204,072	95	163,728	466	47,200	255	393,605
865	10,652,343	1,112	5,043,008	275	1,381,747	138	82,587	152	504,535
2,443	22,689,145	3,752	14,276,351	689	5,454,003	2,233	1,861,545	727	2,163,999
796	1,993,996	1,732	2,693,186	122	299,044	326	215,291	288	814,591
1,647	20,695,149	2,020	11,583,165	567	5,154,959	1,907	1,646,254	439	1,349,408
314	8,763,303	198	1,711,399	226	15,270,593	8	4,351	54	404,083
10	37,784	13	56,074	0	0	2	362	5	4,513
304	8,725,519	185	1,655,325	226	15,270,593	6	3,989	49	399,570
40	1,306,062	3	19,282	1	113,998	0	0	0	0
1	3,993	0	0	0	0	0	0	0	0
39	1,302,069	3	19,282	1	113,998	0	0	0	0
181	11,411,554	56	1,258,645	187	15,618,722	0	0	1	3,972
1	151,977	0	0	3	232,238	0	0	0	0
180	11,259,577	56	1,258,645	184	15,386,484	0	0	1	3,972
30	936,193	4	74,434	2	90,655	410	402,417	17	89,065
0	0	0	0	0	0	1	423	0	0
30	936,193	4	74,434	2	90,655	409	401,994	17	89,065
23	1,337,722	1	31,222	13	611,633	1	172	2	55,418
0	0	0	0	0	0	0	0	0	0
23	1,337,722	1	31,222	13	611,633	1	172	2	55,418
70	1,939,103	92	1,508,077	16	481,139	9	26,652	1	40,594
0	0	0	0	0	0	0	0	0	0
70	1,939,103	92	1,508,077	16	481,139	9	26,652	1	40,594
14	282,806	15	288,891	3	54,328	3	2,391	7	16,850
0	0	0	0	0	0	1	500	0	0
14	282,806	15	288,891	3	54,328	2	1,891	7	16,850
9	466,241	4	50,319	0	0	2	2,189	3	81,773
0	0	0	0	0	0	0	0	0	0
9	466,241	4	50,319	0	0	2	2,189	3	81,773
27	1,274,697	60	1,027,126	9	579,453	16	25,105	8	310,857
0	0	0	0	0	0	11	13,641	0	0
27	1,274,697	60	1,027,126	9	579,453	5	11,464	8	310,857
5	66,047	5	99,584	0	0	328	349,653	9	12,039
0	0	0	0	0	0	239	200,833	0	0
5	66,047	5	99,584	0	0	89	148,820	9	12,039
31,370	35,884,773	3,857	4,601,716	1,902	4,502,583	80	14,047	41,379	37,257,599

2. 선박 입출항(항·지역·선종)

총괄 (출항 2-1)

구분 Classification			합계 Total		여객선 Passenger Ship		산물선 Bulk Carrier		
			척 Number	총톤수 G/T	척 Number	총톤수 G/T	척 Number	총톤수 G/T	G/T
총계			185,117	985,830,359	4,433	36,833,307	26,701	137,623,701	
외	합계	계	67,038	828,210,833	4,090	34,963,071	5,640	100,477,319	
		국적선	17,775	129,930,207	1,262	8,594,147	3,439	40,453,656	
		외국선	49,263	698,280,626	2,828	26,368,924	2,201	60,023,663	
	일본	계	19,895	105,777,397	2,238	11,216,154	2,306	10,282,005	
		국적선	8,334	24,380,342	714	3,857,301	1,871	3,772,967	
		외국선	11,561	81,397,055	1,524	7,358,853	435	6,509,038	
	극동지역	계	35,547	351,963,674	1,839	23,722,200	2,070	29,331,819	
		국적선	8,271	62,236,132	539	4,731,321	1,118	11,072,188	
		외국선	27,276	289,727,542	1,300	18,990,879	952	18,259,631	
	동남아시아	계	3,822	96,124,565	3	10,814	274	7,010,295	
		국적선	219	3,765,382	0	0	81	1,753,455	
		외국선	3,603	92,359,183	3	10,814	193	5,256,840	
	서남아시아	계	244	5,371,196	0	0	27	1,253,126	
		국적선	14	811,129	0	0	12	749,986	
		외국선	230	4,560,067	0	0	15	503,140	
	중동지역	계	887	65,349,157	0	0	22	1,430,329	
		국적선	26	2,893,093	0	0	0	0	
		외국선	861	62,456,064	0	0	22	1,430,329	
	유럽지역	계	1,370	33,459,974	1	8,378	37	1,163,699	
		국적선	27	1,155,908	0	0	9	205,105	
외국선		1,343	32,304,066	1	8,378	28	958,594		
아프리카지역	계	310	10,411,997	0	0	20	900,264		
	국적선	10	540,142	0	0	5	432,234		
	외국선	300	9,871,855	0	0	15	468,030		
북미주지역	계	2,085	73,790,170	0	0	259	7,985,871		
	국적선	322	13,496,903	0	0	116	3,359,342		
	외국선	1,763	60,293,267	0	0	143	4,626,529		
중미지역	계	426	12,114,713	0	0	18	518,390		
	국적선	10	355,134	0	0	1	24,403		
	외국선	416	11,759,579	0	0	17	493,987		
남미지역	계	440	13,452,781	0	0	83	5,712,405		
	국적선	30	2,794,234	0	0	25	2,592,533		
	외국선	410	10,658,547	0	0	58	3,119,872		
대양주지역	계	1,439	59,063,882	9	5,525	521	34,823,053		
	국적선	237	17,281,529	9	5,525	201	16,491,443		
	외국선	1,202	41,782,353	0	0	320	18,331,610		
선	기타지역	계	573	1,331,327	0	0	3	66,063	
		국적선	275	220,279	0	0	0	0	
		외국선	298	1,111,048	0	0	3	66,063	
연안선			118,079	157,619,526	343	1,870,236	21,061	37,146,382	

자료: 해운물류국

Total (Departure 2-1)

원 목 선 Log Carrier		시멘트선 Cement Ship			자동차선 Car Carrier		핫코일선 Hot Coil Carrier		냉동냉장선 Refrigerator Ship	
척 Number	총톤수 G/T	척 Number	총톤수 G/T	척 Number	총톤수 G/T	척 Number	총톤수 G/T	척 Number	총톤수 G/T	
105	704,720	3,460	17,782,232	5,133	56,577,604	162	553,430	3,140	6,100,770	
105	704,720	238	1,323,087	1,318	56,097,187	13	259,900	3,138	6,098,064	
4	87,856	79	485,650	48	2,443,615	7	176,032	398	280,547	
101	616,864	159	837,437	1,270	53,653,572	6	83,868	2,740	5,817,517	
13	118,760	169	864,222	324	13,780,613	0	0	775	882,575	
2	43,928	55	287,394	12	629,277	0	0	234	96,596	
11	74,832	114	576,828	312	13,151,336	0	0	541	785,979	
74	359,301	68	420,219	502	20,984,011	10	184,395	1,652	2,489,986	
0	0	24	198,256	22	1,148,209	4	100,527	102	101,642	
74	359,301	44	221,963	480	19,835,802	6	83,868	1,550	2,388,344	
3	49,146	0	0	51	1,928,504	0	0	254	1,199,146	
0	0	0	0	0	0	0	0	15	9,785	
3	49,146	0	0	51	1,928,504	0	0	239	1,189,361	
0	0	0	0	1	44,891	0	0	0	0	
0	0	0	0	1	44,891	0	0	0	0	
0	0	0	0	0	0	0	0	0	0	
1	20,925	0	0	46	1,846,041	0	0	1	12,453	
0	0	0	0	4	179,564	0	0	0	0	
1	20,925	0	0	42	1,666,477	0	0	1	12,453	
6	37,779	0	0	32	1,608,949	0	0	174	347,076	
0	0	0	0	1	52,422	0	0	0	0	
6	37,779	0	0	31	1,556,527	0	0	174	347,076	
0	0	0	0	94	4,059,592	0	0	6	32,084	
0	0	0	0	2	104,844	0	0	0	0	
0	0	0	0	92	3,954,748	0	0	6	32,084	
1	21,964	0	0	143	6,850,040	3	75,505	52	268,172	
1	21,964	0	0	0	0	3	75,505	5	7,004	
0	0	0	0	143	6,850,040	0	0	47	261,168	
1	21,964	0	0	76	3,201,474	0	0	21	90,546	
1	21,964	0	0	2	104,844	0	0	0	0	
0	0	0	0	74	3,096,630	0	0	21	90,546	
0	0	0	0	11	376,201	0	0	23	215,919	
0	0	0	0	4	179,564	0	0	0	0	
0	0	0	0	7	196,637	0	0	23	215,919	
6	74,881	1	38,646	36	1,333,621	0	0	30	111,921	
0	0	0	0	0	0	0	0	8	18,848	
6	74,881	1	38,646	36	1,333,621	0	0	22	93,073	
0	0	0	0	2	83,250	0	0	150	448,186	
0	0	0	0	0	0	0	0	34	46,672	
0	0	0	0	2	83,250	0	0	116	401,514	
0	0	3,222	16,459,145	3,815	480,417	149	293,530	2	2,706	

총괄 (출항 2-2)

구분 Classification			선박종류 Vessel Type		일반 화물선 General Cargo Ship		풀 컨테이너선 Full Container Ship		세미 컨테이너선 Semi-Container Ship		원유 운반선 Crude Oil Carrier	
			척 Number	총톤수 G/T	척 Number	총톤수 G/T	척 Number	총톤수 G/T	척 Number	총톤수 G/T		
총 계			22,681	149,132,609	17,796	273,210,236	1,300	13,549,882	4,808	72,785,947		
외	합 계	계	17,004	137,681,385	16,561	270,266,183	1,290	13,526,800	831	68,097,914		
		국적선	2,060	9,022,494	4,572	51,477,010	279	644,751	71	6,867,941		
일본	외국선	계	14,944	128,658,891	11,989	218,789,173	1,011	12,882,049	760	61,229,973		
		국적선	5,237	19,870,034	3,618	26,300,458	349	1,764,694	59	1,875,352		
미국	외국선	계	1,220	2,857,076	1,877	9,492,996	167	354,867	1	481		
		국적선	4,017	17,012,958	1,741	16,807,462	182	1,409,827	58	1,874,871		
한국	외국선	계	9,226	69,508,259	9,856	135,874,817	605	5,382,334	258	13,221,627		
		국적선	772	5,455,830	2,468	30,519,830	112	289,884	30	2,795,727		
동남아시아	외국선	계	8,454	64,052,429	7,388	105,354,987	493	5,092,450	228	10,425,900		
		국적선	1,015	12,247,905	821	16,442,642	77	1,184,757	258	20,308,842		
서남아시아	외국선	계	50	444,150	19	364,300	0	0	14	1,071,722		
		국적선	965	11,803,755	802	16,078,342	77	1,184,757	244	19,237,120		
중동지역	외국선	계	73	1,161,773	109	2,132,723	6	69,609	3	75,546		
		국적선	0	0	1	16,252	0	0	0	0		
유럽지역	외국선	계	73	1,161,773	108	2,116,471	6	69,609	3	75,546		
		국적선	95	2,365,288	170	6,053,107	15	268,944	213	30,350,121		
아프리카지역	외국선	계	2	27,872	0	0	0	0	16	2,408,715		
		국적선	93	2,337,416	170	6,053,107	15	268,944	197	27,941,406		
북미지역	외국선	계	154	2,229,376	509	25,619,776	22	801,274	0	0		
		국적선	0	0	14	895,744	0	0	0	0		
중미지역	외국선	계	154	2,229,376	495	24,724,032	22	801,274	0	0		
		국적선	66	2,040,453	96	2,601,182	9	146,287	2	199,683		
남미지역	외국선	계	0	0	0	0	0	0	0	0		
		국적선	66	2,040,453	96	2,601,182	9	146,287	2	199,683		
대양주지역	외국선	계	452	11,097,643	918	41,330,051	55	1,375,731	16	727,951		
		국적선	9	97,331	188	9,935,757	0	0	0	0		
기타지역	외국선	계	443	11,000,312	730	31,394,294	55	1,375,731	16	727,951		
		국적선	143	3,163,930	117	4,065,497	29	776,969	1	43,576		
선	기타지역	계	101	2,385,165	166	3,623,599	29	478,274	5	228,123		
		국적선	1	22,137	0	0	0	0	0	0		
연안선	외국선	계	100	2,363,028	166	3,623,599	29	478,274	5	228,123		
		국적선	422	11,286,289	180	6,180,497	94	1,277,927	15	1,066,601		
기타지역	외국선	계	5	113,074	1	52,191	0	0	9	590,804		
		국적선	417	11,173,215	179	6,128,306	94	1,277,927	6	475,797		
연안선	외국선	계	20	325,270	1	41,834	0	0	1	492		
		국적선	1	5,024	0	0	0	0	1	492		
연안선			5,677	11,451,224	1,235	2,944,053	10	23,082	3,977	4,688,033		

Total (Departure 2-2)

석유정제품 운반선 Product Carrier		케미칼 운반선 Chemical Tanker		LPG, LNG 운반선 Gas Carrier (LPG, LNG)		어 선 Fishing Vessel		기타선 Others	
척 Number	총톤수 G/T	척 Number	총톤수 G/T	척 Number	총톤수 G/T	척 Number	총톤수 G/T	척 Number	총톤수 G/T
35,819	100,142,450	9,944	31,331,260	3,395	44,406,688	3,642	2,737,665	42,598	42,357,858
4,449	64,257,677	6,087	26,729,544	1,493	39,904,105	3,562	2,723,618	1,219	5,100,259
1,221	3,023,170	2,576	4,014,039	212	682,845	1,019	449,861	528	1,226,593
3,228	61,234,507	3,511	22,715,505	1,281	39,221,260	2,543	2,273,757	691	3,873,666
1,386	10,579,822	2,049	5,224,591	396	2,026,647	617	138,481	359	852,989
472	1,030,060	920	1,373,475	94	154,209	472	44,920	223	384,795
914	9,549,762	1,129	3,851,116	302	1,872,438	145	93,561	136	468,194
2,322	23,822,306	3,513	14,520,528	666	7,862,895	2,141	1,840,054	745	2,438,923
737	1,931,414	1,636	2,576,275	114	251,694	293	228,078	300	835,257
1,585	21,890,892	1,877	11,944,253	552	7,611,201	1,848	1,611,976	445	1,603,666
482	17,994,964	291	2,828,991	224	14,050,659	14	6,142	55	861,758
9	51,745	18	62,075	0	0	10	4,029	3	4,121
473	17,943,219	273	2,766,916	224	14,050,659	4	2,113	52	857,637
15	393,457	7	88,807	2	136,900	1	14,364	0	0
0	0	0	0	0	0	0	0	0	0
15	393,457	7	88,807	2	136,900	1	14,364	0	0
99	7,572,607	51	1,210,928	164	14,175,827	0	0	10	42,587
0	0	0	0	4	276,942	0	0	0	0
99	7,572,607	51	1,210,928	160	13,898,885	0	0	10	42,587
25	786,279	10	107,639	1	49,288	384	356,074	15	344,387
0	0	2	2,214	0	0	1	423	0	0
25	786,279	8	105,425	1	49,288	383	355,651	15	344,387
1	44,493	3	60,911	7	313,147	3	4,591	3	9,310
0	0	0	0	0	0	2	884	1	2,180
1	44,493	3	60,911	7	313,147	1	3,707	2	7,130
67	1,786,461	90	1,564,667	17	541,848	4	13,817	8	150,449
0	0	0	0	0	0	0	0	0	0
67	1,786,461	90	1,564,667	17	541,848	4	13,817	8	150,449
8	123,160	2	27,159	3	71,193	1	1,987	6	8,868
1	3,743	0	0	0	0	0	0	1	240
7	119,417	2	27,159	3	71,193	1	1,987	5	8,628
6	200,116	12	186,706	0	0	2	2,189	2	44,084
0	0	0	0	0	0	0	0	0	0
6	200,116	12	186,706	0	0	2	2,189	2	44,084
36	945,250	59	908,617	13	675,701	10	12,184	7	323,169
2	6,208	0	0	0	0	2	3,436	0	0
34	939,042	59	908,617	13	675,701	8	8,748	7	323,169
2	8,762	0	0	0	0	385	333,735	9	23,735
0	0	0	0	0	0	239	168,091	0	0
2	8,762	0	0	0	0	146	165,644	9	23,735
31,370	35,884,773	3,857	4,601,716	1,902	4,502,583	80	14,047	41,379	37,257,599

3. 선 박 입 항 (톤급) Vessel's Arrival(Tonnage) 총 괄 Total

톤 급 별	합 계		외 항 선						연 안 선	
			계		국 적 선		외 국 선			
	척	총톤수	척	총톤수	척	총톤수	척	총톤수	척	총톤수
합 계 Total	184,759	976,302,817	67,054	819,677,175	17,815	129,857,721	49,239	689,819,454	117,705	156,625,642
100톤 미만 100 less than	19,264	5,569,642	638	46,257	465	34,896	173	11,361	18,626	5,523,385
100 - 500톤 미만 100 - 5000 less than	48,511	26,738,138	6,845	2,261,514	2,666	997,046	4,179	1,264,468	41,666	24,476,624
500 - 1,000톤 미만 500 - 1,000 less than	30,554	24,382,672	4,441	3,526,870	1,512	1,203,150	2,929	2,323,720	26,113	20,855,802
1,000 - 3,000톤 미만 1,000 - 3,000 less than	34,809	61,568,213	15,333	28,782,940	5,611	11,041,628	9,722	17,741,312	19,476	32,785,273
3,000 - 5,000톤 미만 3,000 - 5,000 less than	16,892	68,450,752	10,154	40,813,336	3,366	13,431,100	6,788	27,382,236	6,738	27,637,416
5,000 - 7,000톤 미만 5,000 - 7,000 less than	6,480	38,598,645	3,931	23,406,950	645	3,687,346	3,286	19,719,604	2,549	15,191,695
7,000 - 10,000톤 미만 7,000-10,000 less than	6,337	51,870,234	4,641	39,093,222	1,227	9,895,000	3,414	29,198,222	1,696	12,777,012
10,000 - 15,000톤 미만 10,000-15,000 less than	4,917	62,090,280	4,665	59,181,199	379	4,739,772	4,286	54,441,427	252	2,909,081
15,000 - 20,000톤 미만 15,000-20,000 less than	4,236	71,865,860	3,939	66,883,849	483	8,224,531	3,456	58,659,318	297	4,982,011
20,000 - 25,000톤 미만 20,000-25,000 less than	2,003	45,208,866	1,997	45,074,431	290	6,340,608	1,707	38,733,823	6	134,435
25,000 - 30,000톤 미만 25,000-30,000 less than	2,751	74,519,069	2,542	69,038,765	145	3,847,582	2,397	65,191,183	209	5,480,304
30,000 - 50,000톤 미만 30,000-50,000 less than	4,352	167,242,205	4,348	167,085,192	226	8,390,402	4,122	158,694,790	4	157,013
50,000 - 60,000톤 미만 50,000-60,000 less than	1,692	91,700,110	1,619	87,984,519	378	20,176,783	1,241	67,807,736	73	3,715,591
50,000 - 75,000톤 미만 50,000-75,000 less than	652	44,872,771	652	44,872,771	139	9,318,256	513	35,554,515	0	0
75,000 - 100,000톤 미만 75,000-100,000 less than	692	58,139,877	692	58,139,877	155	12,879,157	537	45,260,720	0	0
100,000톤 이상 100,000 more than	617	83,485,483	617	83,485,483	128	15,650,464	489	67,835,019	0	0

주: 입항선박 톤급별 통계에서는 선박입항실적에서
기타항을 제외

자료: 해운물류국

Note: The statistics of vessels arrived in other ports are not computed
in this table

Source: Shipping and Logistics Bureau

1. 여객선 수송 (여객·화물)

Passenger Ship Transportation (Passenger, Cargo)

구분 Classification	총계 Total		외항선 Ocean-going						연안선 Coastal	
			계 Sub_Total		국적선 Korean Flag		외국선 Foreign Flag			
	여객 Passenger	화물(톤) Cargo(R/T)	여객 Passenger	화물(톤) Cargo(R/T)	여객 Passenger	화물(톤) Cargo(R/T)	여객 Passenger	화물(톤) Cargo(R/T)	여객 Passenger	화물(톤) Cargo(R/T)
1993	8,286,284	2,029,523	295,822	1,063,645	41,877	329,686	253,945	733,959	7,990,462	965,878
1994	8,280,085	2,596,752	411,385	1,216,310	108,473	389,028	302,912	827,282	7,868,700	1,380,442
1995	9,097,217	3,151,799	394,947	1,598,022	82,243	540,233	312,704	1,057,789	8,702,270	1,553,777
1996	9,935,978	3,834,462	522,985	1,690,460	141,649	481,293	381,336	1,209,167	9,412,993	2,144,002
1997	10,462,895	4,216,649	563,829	1,744,591	149,613	484,650	414,216	1,259,941	9,899,066	2,472,058
1998	8,814,790	3,789,160	537,738	1,739,340	175,356	369,572	362,382	1,369,768	8,277,052	2,049,820
1999	9,856,866	4,445,983	804,870	2,176,569	263,594	438,153	541,276	1,738,416	9,051,996	2,269,414
2000	10,700,674	4,909,336	999,163	2,431,845	390,562	460,654	608,601	1,971,191	9,701,511	2,477,491
2001	10,414,814	5,146,036	1,074,891	2,298,235	374,420	411,328	700,471	1,886,907	9,339,923	2,847,801
2002	10,712,711	3,461,659	1,252,867	233,252	536,083	59,698	716,784	173,554	9,459,844	3,228,407
1	583,311	258,179	86,641	16,100	29,083	3,277	57,558	12,823	496,670	242,079
2	718,055	271,491	67,244	11,031	18,946	2,368	48,298	8,663	650,811	260,460
3	739,851	292,025	93,232	16,386	34,574	3,483	58,658	2,903	646,619	275,639
4	879,361	256,230	99,433	17,628	41,777	4,002	57,656	13,626	779,928	238,602
5	998,170	254,573	105,440	17,847	45,126	4,672	60,314	13,175	892,730	236,726
6	868,263	245,463	105,836	17,341	43,402	4,575	62,434	12,766	762,427	228,122
7	1,076,745	315,014	126,071	18,981	58,337	5,169	67,734	13,812	950,674	296,033
8	1,799,141	407,480	171,793	20,690	84,519	5,930	87,274	14,760	1,627,348	386,790
9	893,877	308,002	94,762	22,357	40,741	6,308	54,021	16,049	799,115	285,645
10	823,275	292,073	113,315	24,657	49,966	6,740	63,349	17,917	709,960	267,416
11	693,164	285,186	104,974	24,970	50,595	6,807	54,379	18,163	588,190	260,216
12	639,498	275,943	84,126	25,264	39,017	6,367	45,109	18,897	555,372	250,679

2. 여객선 수송 (연 인 Km · 연 톤 Km)

Passenger Ship Transportation (Passenger-Km · Ton-Km)

구분 Classification	총 계		외항선 Ocean-going						연안선 Coastal	
	Total		계 Sub_Total		국적선 Korean Flag		외국선 Foreign Flag			
연월 Year & Month	연인キロ Passenger-Km	연톤キロ Ton-Km	연인キロ Passenger-Km	연톤キロ Ton-Km	연인キロ Passenger-Km	연톤キロ Ton-Km	연인キロ Passenger-Km	연톤キロ Ton-Km	연인キロ Passenger-Km	연톤キロ Ton-Km
1993	580,513,475	442,235,827	112,162,939	316,047,387	8,164,859	71,997,363	103,998,080	244,050,024	468,350,536	126,188,440
1994	598,714,750	568,341,015	163,041,736	382,409,163	67,559,446	150,490,998	95,482,290	231,918,165	435,673,014	185,931,852
1995	638,302,138	736,784,358	135,802,273	529,633,677	36,204,529	235,014,135	99,597,744	294,619,542	502,499,865	207,150,681
1996	745,069,367	935,537,043	198,173,637	621,667,355	75,257,660	211,157,514	122,915,977	410,509,841	546,895,730	313,869,688
1997	784,253,245	1,027,372,767	213,591,543	646,573,447	75,972,734	210,621,851	137,618,809	435,951,596	570,661,702	380,799,320
1998	633,730,370	969,595,646	199,642,863	689,456,183	70,060,766	167,786,719	129,582,097	521,669,464	434,087,507	280,139,463
1999	842,507,113	1,189,761,525	299,385,988	855,724,889	106,696,799	211,444,940	192,689,189	644,279,949	543,121,125	334,036,636
2000	1,069,740,669	1,451,579,617	397,867,354	1,066,810,864	142,324,934	263,057,708	255,542,420	803,753,156	671,873,315	384,768,753
2001	956,416,239	1,521,217,461	400,984,917	1,085,969,735	141,742,536	269,525,689	259,242,381	816,444,046	555,431,322	435,247,726
2002	1,009,227,598	616,126,332	444,138,008	117,847,487	202,278,654	36,732,115	241,859,354	81,115,372	565,089,590	498,278,845
1	52,600,283	54,160,080	26,690,757	8,662,806	11,233,788	1,992,757	15,456,969	6,670,049	25,909,526	45,497,274
2	58,871,634	49,632,995	24,724,857	6,031,582	8,652,718	1,486,034	16,072,139	4,545,548	34,146,777	43,601,413
3	68,840,495	55,910,610	32,201,663	8,269,289	13,002,889	2,067,568	19,198,774	6,201,721	36,638,832	47,641,321
4	89,052,776	43,935,925	33,721,128	8,968,584	14,805,144	2,405,231	18,915,984	6,563,353	55,331,648	34,967,341
5	100,069,342	41,000,384	38,512,787	9,242,849	18,232,085	2,777,815	20,280,702	6,465,034	61,556,555	31,757,535
6	83,650,305	37,115,830	38,588,057	8,851,329	16,423,284	2,808,428	22,164,773	6,042,901	45,062,248	28,264,501
7	105,169,213	53,581,597	46,273,352	9,753,773	23,258,013	3,233,699	23,015,339	6,520,074	58,895,861	43,827,824
8	162,390,370	60,562,557	61,547,206	10,918,640	31,590,759	3,775,767	29,956,447	7,142,873	100,843,164	49,643,917
9	76,520,991	54,421,109	32,835,681	11,738,923	14,332,575	3,944,572	18,503,106	7,794,351	43,685,310	42,682,186
10	85,193,949	57,785,570	41,053,507	13,031,165	17,790,122	4,143,674	23,263,385	8,887,491	44,140,442	44,754,405
11	67,099,835	55,363,360	36,925,031	11,642,757	17,953,729	4,248,516	18,971,302	7,394,241	30,174,804	43,720,603
12	59,768,405	52,656,315	31,063,982	10,735,790	15,003,548	3,848,054	16,060,434	6,887,736	28,704,423	41,920,525

3. 여객선 항로 현황 (정기 4-1)

Status of Passenger Ship Route(Liner)

구분 Classification 항로 Route	취항선박 Vessels		취항거리(마일) Distance of Voyage(mile)	총기항지수 Number of call	승선정원(명) Full Number of Passenger	수송인원(명) Number of passenger
	척수 Number	총톤수 Gross tonnage				
전국계	123	81,869	3,396	208	32,419	8,962,489
부산계	12	12,125	282	1	3,450	946,976
부산-제주	2	10,076	169	0	1,383	141,862
부산-고현	3	275	36	1	354	172,513
부산-옥포	2	507	24	0	600	239,644
중앙동-해운대	2	170	9	0	372	225
중앙동-물운대	1	530	20	0	174	0
부산-장승포	2	567	24	0	567	392,732
인천계	19	14,777	615	18	6,221	851,141
인천-제주	2	10,194	264	0	1,296	37,628
인천-덕적	2	475	33	1	670	162,088
인천-이작	2	506	29	3	668	165,363
인천-백령	4	1,420	123	2	1,177	175,557
인천-작약도	1	199	3	0	557	81,576
인천-무의	1	199	15	1	278	41,709
인천-연평	1	569	66	1	315	43,866
외포-주문	2	132	18	6	296	54,071
대부-영흥, 덕적	1	430	23	1	316	59,716
인천-강화	1	18	12	0	42	0
대부-이작	1	316	23	2	316	29,567
삼목-장봉	1	319	6	1	290	0
동해계	2	9,533	171	2	1,165	301,048
묵호-울릉-속초	1	445	120	2	445	115,028
동해-장전	1	9,088	51	0	720	186,020
대산계	3	530	44	10	725	444,129
대천-장고도	1	198	12	5	293	146,496
대천-효자도	0	0	0	0	0	0
대천-영목	1	192	6	3	217	238,141

주 : 낙도보조항로는 제외되었음
자료: 해운물류국

Note : The subsidized remote island route is excluded from this table
Source: Shipping & Logistics Bureau

3. 여객선항로현황 (정기 4-2)

Status of Passenger Ship Route(Liner)

구분 Classification 항로 Route	취항선박 Vessels		취항거리(마일) Distance of Voyage(mile)	총기항지수 Number of call	승선정원(명) Full Number of Passenger	수송인원(명) Number of passenger
	척수 Number	총톤수 Gross tonnage				
대전-외연도	1	140	25	2	215	59,492
군산계	6	943	182	10	1,286	309,633
격포-홍도	1	84	141	0	141	0
위도-격포	3	617	10	6	784	195,562
군산-비안도	2	242	31	4	361	114,071
목포계	43	22,176	731	98	9,524	3,355,111
목포-가산	1	257	20	0	50	34,644
완도-생일	1	113	36	3	65	0
목포-제주	2	13,678	96	0	1,952	201,847
목포-홍도	5	1,587	126	9	1,759	389,513
도초-목포	1	237	32	6	345	103,242
목포-도초	2	570	29	5	446	231,204
목포-압태	2	448	22	8	585	238,014
목포-외달	1	108	14	5	195	101,712
마량-생일	1	99	15	1	142	66,602
목포-신월	1	104	28	10	77	26,180
목포-상태서	2	386	33	7	385	0
율목-팽목	1	166	8	3	146	94,684
목포-서거차	1	196	57	11	171	23,605
중도-송도	1	137	4	3	120	133,768
갈두-산양	4	512	5	4	370	170,288
이목-갈두	2	496	11	2	485	225,890
완도-청산	1	266	9	0	295	159,674
완도-상정	2	174	4	3	115	164,245
진리-점암	1	299	2	1	245	312,456
회진-생일	1	86	11	3	42	24,430
마량-도장	2	195	12	2	126	73,098
화홍포-청별	3	748	13	4	659	231,425

주 : 낙도보조항로는 제외되었음
 자료:해운물류국

Note : The subsidized remote island route is excluded from this table
 Source: Shipping & Logistics Bureau

3. 여객선 항로 현황 (정기 4-3)

Status of Passenger Ship Route(Liner)

구분 Classification 항로 Route	취항선박 Vessels		취항거리(마일) Distance of Voyage(mile)	총기항지수 Number of call	승선정원(명) Full Number of Passenger	수송인원(명) Number of passenger
	척수 Number	총톤수 Gross tonnage				
계마-안마	1	154	33	3	100	19,184
목포-안좌	1	216	13	0	47	26,704
완도-제주	1	606	65	1	255	88,529
생일-약산	1	90	6	1	67	29,207
목포-삼태동	1	248	20	3	280	184,966
여수계	17	7,651	451	51	4,217	692,190
여수-제주	1	4,065	106	0	590	57,944
녹동-신지	1	115	33	6	90	41,274
돌산-사도	4	534	14	2	1,290	95,900
제주-녹동	1	1,190	70	0	392	6,156
여수-연도	2	217	29	8	300	161,448
여수-거문	3	953	57	7	965	145,397
여수-함구미	1	100	18	4	112	68,098
여수-둔병	1	24	26	8	64	28,707
거문-녹동	1	278	35	2	214	11,790
녹동-시동	1	116	29	12	80	70,985
여수-송림	1	59	32	2	120	4,491
포항계	2	2,667	503	0	1,201	292,064
포항-울릉	1	2,394	117	0	815	272,203
후포-울릉	1	273	386	0	386	19,861
마산계	16	6,029	267	16	3,045	1,417,402
진해-실전	2	626	10	0	402	231,306
안골-간곡	1	176	8	0	140	233,213
가오치-금평	2	243	7	1	326	151,128
통영-금평	1	57	18	3	115	32,099
삼덕-육지	1	104	11	0	110	5,079
통영-성산포	1	2,982	117	0	549	8,975
통영-웅덕	1	57	18	0	115	15,687

주 : 낙도보조항로는 제외되었음
자료:해운물류국

Note : The subsidized remote island route is excluded from this table
Source: Shipping & Logistics Bureau

3. 여객선 항로 현황 (정기 4-4)

Status of Passenger Ship Route(Liner)

구분 Classification 항로 Route	취항선박 Vessels		취항거리(마일) Distance of Voyage(mile)	총기항지수 Number of call	승선정원(명) Full Number of Passenger	수송인원(명) Number of passenger
	척수 Number	총톤수 Gross tonnage				
동영-육지	3	610	18	1	504	173,096
통영-의항(한산도)	1	194	5	2	211	190,910
통영-매물도	1	88	19	8	127	81,489
마산-고현	1	95	25	1	196	44,753
진해-거제	1	797	8	0	250	249,667
울산계	0	0	0	0	0	0
제주계	3	5,438	148	2	1,585	352,795
제주-완도	2	5,214	56	0	1,335	294,771
제주-목포	1	224	92	2	250	58,024

주 : 낙도보조항로는 제외되었음
자료:해운물류국

Note : The subsidized remote island route is excluded from this table
Source: Shipping & Logistics Bureau

4. 낙도보조항로 (총괄) Subsidized Remote Island Route(Total)

구분 Classification 연월 Year & Month	총취항선박톤수 Vessel's Tonnage	취항회수 Number of Voyage	수송인원(명) Number of passenger	승선정원(명) Full number of passenger	여객화물톤수 R/T of Carriage
1993	56,705	41,686	1,518,326	3,685,267	31,187
1994	61,723	39,699	1,359,001	3,665,716	42,914
1995	48,352	34,457	1,186,305	3,089,005	26,963
1996	43,385	31,304	1,038,572	2,965,994	26,282
1997	31,908	25,008	547,343	1,864,771	11,681
1998	55,688	29,518	374,035	1,668,396	19,562
1999	22,707	44,042	623,358	1,644,713	10,804
2000	22,507	24,513	325,008	1,741,501	8,337
2001	25,018	25,789	353,695	1,839,848	15,276
2002	25,230	25,800	340,480	1,833,777	19,789
1	2,196	1,697	19,991	122,218	1,021
2	2,219	2,144	29,159	150,673	1,254
3	2,316	2,301	21,929	164,389	1,382
4	2,199	1,966	21,636	139,481	1,449
5	1,948	2,342	27,227	166,134	1,628
6	2,096	2,318	29,855	160,391	1,597
7	2,044	2,062	33,517	148,352	1,487
8	1,945	2,464	58,324	172,286	2,470
9	2,025	2,338	33,137	163,616	2,280
10	2,001	2,097	23,181	144,798	1,941
11	2,151	1,916	20,750	137,255	1,695
12	2,090	2,155	21,774	164,184	1,585

5. 낙도보조항로(항로2-1)
Subsidized Remote Island Route (Route)

구분 Classification 항로별 Route	선명 Name of Vessels	총취항선박톤수 Vessels Tonnage	취항거리(마일) Distance of Voyage D(mile)	보조금액(천원) Amount of Subsidy (1,000won)	수송인원(명) Number of Passenger
전국합계	30척	2,284	972.9	5,824	340,484
인천계	3척	185	66.0	479	35,503
진리-울도	해양호	97	31.0	377	6,014
인천-삼길리	제3왕경호	54	32.0	83	16,890
서검-하리	삼우1호	34	3.0	19	12,599
대산계	4척	182	22.3	670	43,257
구도-고파도	새마을20호	44	7.5	161	13,202
오천-초전	성주산호	53	10.8	228	15,468
안흥-가의도	백화산호	52	4.0	160	14,587
예비선	새마을22호	33	.0	121	0
군산계	4척	438	80.0	836	65,319
군산-개야도	개야훼리	104	10.0	244	31,212
군산-말도	장자훼리	124	28.0	266	16,247
군산-어청도	뉴어청훼리	121	42.0	127	17,860
예비선	외연훼리	89	.0	199	0
목포계	13척	1,174	463.2	2,999	91,600
북강-북강	신해8호	70	35.4	235	1,441
웅곡-웅곡	신해11호	76	29.6	209	4,608
창유-맹목	섬사랑2호	74	35.1	250	2,191
도초-우이	신해3호	72	55.1	250	11,800
이목-어룡, 당사	신해2호	88	28.1	235	2,909
완도-여서-초도	섬사랑3호	124	29.3	185	22,409
봉리-항화	신해5호	101	24.3	186	11,758
이목-원동, 당사	섬사랑1호	101	25.3	203	12,231
완도-원도	섬사랑5호	150	37.3	293	12,479
목포-울목	신해6호	75	74.0	265	3,478

5. 낙도보조항로(항로2-2)
Subsidized Remote Island Route (Route)

구분 Classification 항로별 Route	선명 Name of Vessels	총취항선박톤수 Vessels Tonnage	취항거리(마일) Distance of Voyage D(mile)	보조금액(천원) Amount of Subsidy (1,000won)	수송인원(명) Number of Passenger
울목-목포	신해7호	75	74.0	236	3,078
재원-진리-정암	신해10호	88	15.7	252	3,218
예비선	신해호	80	.0	200	0
여수계	1척	51	44.0	181	692
손죽-광도	섬사랑호	51	44.0	181	692
마산계	4척	218	288.4	489	72,626
옥지-두미, 삼천포	가고파호	55	46.4	195	19,403
통영-추도	한려패리호	37	71.0	129	19,318
통영-예곡	섬누리호	49	76.0	70	29,614
예비선	바다랑호	77	95.0	95	4,291

1. 화물 수송

Cargo Transportation

단위: 톤

구분 Classification 연월 Year & Month	총 계 Grand Total	연안화물 Coastal	수 출 입			
			합 계			합계 Total
			계 Sub-Total	수입 Import	수출 Export	
1993	413,068,300	96,196,311	316,871,989	245,627,162	71,244,827	171,048,649
1994	471,122,028	117,693,865	353,428,163	277,334,081	76,094,082	204,522,912
1995	533,535,414	129,111,889	404,423,525	316,010,487	88,413,038	210,634,547
1996	582,067,798	140,947,542	441,120,256	342,227,091	98,893,165	265,285,074
1997	632,076,091	147,045,854	485,030,237	370,195,747	114,834,490	311,269,560
1998	589,930,794	115,178,828	474,751,966	333,431,882	141,320,084	283,958,616
1999	655,876,090	123,692,958	532,183,132	384,878,697	147,304,435	286,003,186
2000	704,066,789	134,467,386	569,599,403	418,821,483	150,777,920	282,973,347
2001	751,454,398	140,544,327	610,910,071	433,344,669	177,565,402	320,381,500
2002	800,016,201	141,705,985	658,310,216	477,077,769	181,232,447	123,532,260
1	63,880,468	10,881,746	52,998,722	38,503,374	14,495,348	10,108,805
2	57,961,958	10,423,282	47,538,676	35,146,650	12,392,026	9,854,763
3	69,972,808	12,525,506	57,447,302	42,334,119	15,113,183	10,927,994
4	66,076,149	12,540,819	53,535,330	38,874,846	14,660,484	10,133,892
5	66,023,123	12,695,190	53,327,933	38,134,115	15,193,818	11,496,546
6	64,526,895	12,159,651	52,367,244	35,616,741	16,750,503	9,589,003
7	64,444,375	11,641,292	52,803,083	37,617,911	15,185,172	10,208,373
8	63,535,825	10,676,934	52,858,891	38,130,951	14,727,940	10,735,356
9	68,108,244	11,217,869	56,890,375	41,348,829	15,541,546	9,990,167
10	71,934,367	11,963,618	59,970,749	43,379,969	16,590,780	10,170,490
11	72,789,376	12,149,327	60,640,049	45,009,061	15,630,988	9,433,046
12	70,762,613	12,830,751	57,931,862	42,981,203	14,950,659	10,883,825

주: 1. 연안여객 화물은 연안화물에 국제여객선화물은 수출입화물에 포함
 2. 삼국간 화물은 총계와 수출입 화물의 합계에서 제외
 3. 연안화물은 입항기준으로 산출

자료: 해운물류국

(총괄)

(Total)

Unit: Ton

화 물				Import & Export		
국 적 선 Korean Flag				외 국 선 Foreign Flag		
삼국간 B.O.C	계 Sub-Total	수입 Import	수출 Export	계 Sub-Total	수입 Import	수출 Export
78,867,355	92,181,294	75,235,786	16,945,508	224,690,695	170,391,376	54,299,319
110,745,301	93,777,611	76,164,206	17,613,405	259,650,552	201,169,875	58,480,677
115,498,900	95,135,647	77,347,577	17,788,070	309,287,878	238,662,910	70,624,968
167,113,673	98,171,401	78,782,731	19,388,670	342,948,855	263,444,360	79,504,495
222,431,750	88,837,810	68,266,528	20,571,282	396,192,427	301,929,219	94,263,208
180,203,246	103,755,370	75,631,921	28,123,449	370,996,596	257,799,961	113,196,635
188,795,317	97,207,869	73,887,948	23,319,921	434,975,263	310,990,749	123,984,514
181,639,806	101,333,541	76,259,375	25,074,166	468,265,862	342,562,108	125,703,754
207,837,064	112,544,436	82,656,049	29,888,387	498,365,635	350,688,620	147,677,015
0	123,532,260	93,250,427	30,281,833	534,777,956	383,827,342	150,950,614
0	10,108,805	7,544,424	2,564,381	42,889,917	30,958,950	11,930,967
0	9,854,763	7,689,380	2,165,383	37,683,913	27,457,270	10,226,643
0	10,927,994	8,286,555	2,641,439	46,519,308	34,047,564	12,471,744
0	10,133,892	7,620,096	2,513,796	43,401,438	31,254,750	12,146,688
0	11,496,546	9,024,275	2,472,271	41,831,387	29,109,840	12,721,547
0	9,589,003	7,135,610	2,453,393	42,778,241	28,481,131	14,297,110
0	10,208,373	7,818,561	2,389,812	42,594,710	29,799,350	12,795,360
0	10,735,356	8,143,396	2,591,960	42,123,535	29,987,555	12,135,980
0	9,990,167	7,591,905	2,398,262	46,900,208	33,756,924	13,143,284
0	10,170,490	7,524,532	2,645,958	49,800,259	35,855,437	13,944,822
0	9,433,046	6,854,109	2,578,937	51,207,003	38,154,952	13,052,051
0	10,883,825	8,017,584	2,866,241	47,048,037	34,963,619	12,084,418

Note: 1. Coastal passenger vessel cargo is included in coastal and international ferry cargo is included in import and export cargo

2. Cross-Trade cargo is not included in the grand total

3. Coastal cargo is counted by entry

Source: Shipping & Logistics Bureau

2. 화물 수송 (항·품목)

총괄 (입항 6-1)

단위:톤

연월 Year & Month	품목별 Items 내외항별 Ocean-Going & Coastal	합 계	양 곡	원유, 석유	석유 정제품	석유 가스류	동식물성 유지류	비료	시멘트
		Total	Cereals	Crude Petroleum Oils	Product of Petroleum Oils	Petroleum Gases and Other Gases	Animal or Vegetable Fats and Oils	Fertilizers	Cement
1993	국적선	0	0	0	0	0	0	0	0
	외국선	0	0	0	0	0	0	0	0
	수입계	0	0	0	0	0	0	0	0
	연안	0	0	0	0	0	0	0	0
	총계	0	0	0	0	0	0	0	0
1994	국적선	76,164,206	2,386,625	3,104,684	4,043,839	114,421	291,308	103,307	1,340,452
	외국선	201,169,875	8,136,613	54,262,004	34,761,648	16,831,717	239,596	557,347	960,489
	수입계	277,334,081	10,523,238	57,366,688	38,805,487	16,946,138	530,904	660,654	2,300,941
	연안	116,313,423	88,274	5,005,589	33,886,460	5,736,652	6,542	165,112	13,625,202
	총계	393,647,504	10,611,512	62,372,277	72,691,947	22,682,790	537,446	825,766	15,926,143
1995	국적선	77,347,577	2,385,954	6,940,425	3,434,815	239,365	193,357	118,202	888,579
	외국선	238,662,910	10,196,083	74,030,966	28,892,228	17,290,988	350,066	789,198	1,262,799
	수입계	316,010,487	12,582,037	80,971,391	32,327,043	17,530,353	543,423	907,400	2,151,378
	연안	127,558,112	90,315	10,481,658	37,078,685	6,665,774	36,510	152,926	15,536,674
	총계	443,568,599	12,672,352	91,453,049	69,405,728	24,196,127	579,933	1,060,326	17,688,052
1996	국적선	78,782,731	2,185,485	12,050,609	786,756	1,571,623	179,924	43,327	1,301,479
	외국선	263,444,360	9,973,379	82,189,498	25,755,829	23,000,868	346,346	824,760	2,344,979
	수입계	342,227,091	12,158,864	94,240,107	26,542,585	24,572,491	526,270	868,087	3,646,458
	연안	138,806,629	74,959	10,486,392	41,962,410	4,639,913	1,141,636	158,203	16,884,494
	총계	481,033,720	12,233,823	104,726,499	68,504,995	29,212,404	1,667,906	1,026,290	20,530,952
1997	국적선	68,266,528	1,906,148	14,293,244	438,555	340,631	124,750	19,131	546,823
	외국선	301,929,219	9,719,632	105,745,787	16,490,123	30,616,972	395,019	899,445	2,389,751
	수입계	370,195,747	11,625,780	120,039,031	16,928,678	30,957,603	519,769	918,576	2,936,574
	연안	144,573,796	64,559	9,249,405	42,630,367	4,130,151	1,394,241	106,134	18,851,767
	총계	514,769,543	11,690,339	129,288,436	59,559,045	35,087,754	1,914,010	1,024,710	21,788,341
1998	국적선	75,631,921	1,705,514	13,451,391	453,315	138,014	96,653	120,629	9,025
	외국선	257,799,961	9,314,017	99,559,445	18,831,938	27,125,917	345,225	599,919	187,146
	수입계	333,431,882	11,019,531	113,010,836	19,285,253	27,263,931	441,878	720,548	196,171
	연안	113,129,008	46,739	3,089,176	30,996,763	3,722,864	1,326,947	121,295	15,322,143
	총계	446,560,890	11,066,270	116,100,012	50,282,016	30,986,795	1,768,825	841,843	15,518,314
1999	국적선	73,887,948	1,384,895	12,184,635	850,854	301,941	183,683	90,974	204,082
	외국선	310,990,749	10,967,820	107,251,380	21,131,673	33,131,217	432,466	991,448	385,151
	수입계	384,878,697	12,352,715	119,436,015	21,982,527	33,433,158	616,149	1,082,422	589,233
	연안	121,423,544	60,604	6,463,522	31,801,660	3,763,958	1,368,177	194,574	14,880,997
	총계	506,302,241	12,413,319	125,899,537	53,784,187	37,197,116	1,984,326	1,276,996	15,470,230

자료: 해운물류국

Cargo Transportation (Port · Goods)

Total (Arrival 6-1)

Unit:R/T

무연탄 Anthracite	유연탄 Bituminous Coal	원목 Woods in the Rough	목재, 목탄, 코르크 Wood and Articles of wood	기타 광석 Other Ores	모래 Natural Sands	조제식품, 음료 Prepared Foodstuffs	어패류, 갑각류 Fish, Crustaceans and Mollusks
0	0	0	0	0	0	0	0
0	0	0	0	0	0	0	0
0	0	0	0	0	0	0	0
0	0	0	0	0	0	0	0
0	0	0	0	0	0	0	0
44,140	21,187,923	1,329,950	557,781	919,774	307	168,763	310,781
1,649,895	15,538,429	5,235,244	4,259,212	7,961,125	264,878	1,304,457	962,859
1,694,035	36,726,352	6,565,194	4,816,993	8,880,899	265,185	1,473,220	1,273,640
565,527	19,881	892	26,677	7,745,669	31,469,629	432,383	405
2,259,562	36,746,233	6,566,086	4,843,670	16,626,568	31,734,814	1,905,603	1,274,045
97,773	17,702,835	1,564,635	487,465	1,064,485	6,759	101,088	417,103
1,923,235	22,672,097	5,260,938	5,058,532	8,670,311	513,923	1,710,670	1,445,711
2,021,008	40,374,932	6,825,573	5,545,997	9,734,796	520,682	1,811,758	1,862,814
401,866	0	17	24,932	8,735,777	32,358,661	627,156	1,252
2,422,874	40,374,932	6,825,590	5,570,929	18,470,573	32,879,343	2,438,914	1,864,066
217,155	17,521,118	1,534,286	478,263	878,862	28,004	92,160	403,265
1,039,613	27,175,543	5,581,161	4,866,281	8,737,077	511,034	2,372,586	876,999
1,256,768	44,696,661	7,115,447	5,344,544	9,615,939	539,038	2,464,746	1,280,264
205,833	6,320	0	125,809	8,270,251	38,185,977	765,188	2,627
1,462,601	44,702,981	7,115,447	5,470,353	17,886,190	38,725,015	3,229,934	1,282,891
449,974	13,429,187	1,178,096	346,912	638,842	8,172	134,237	468,273
980,912	35,043,080	6,187,105	4,877,408	9,353,117	625,458	2,397,359	909,724
1,430,886	48,472,267	7,365,201	5,224,320	9,991,959	633,630	2,531,596	1,377,997
65,343	3,747	0	217,646	9,362,895	42,042,407	512,438	1,319
1,496,229	48,476,014	7,365,201	5,441,966	19,354,854	42,676,037	3,044,034	1,379,316
205,959	20,484,290	541,749	539,449	590,870	17,030	346,245	367,121
721,578	29,870,697	2,966,724	2,698,621	8,916,376	284,286	2,910,215	661,170
927,537	50,354,987	3,508,473	3,238,070	9,507,246	301,316	3,256,460	1,028,291
67,388	828,255	1,094	43,753	8,710,162	30,927,322	547,937	220
994,925	51,183,242	3,509,567	3,281,823	18,217,408	31,228,638	3,804,397	1,028,511
211,061	19,462,446	748,559	480,216	625,737	23,661	371,236	342,399
1,046,005	31,770,451	5,246,589	3,989,727	10,629,810	192,563	3,082,102	1,214,542
1,257,066	51,232,897	5,995,148	4,469,943	11,255,547	216,224	3,453,338	1,556,941
96,897	1,478,709	0	42,903	9,737,609	31,366,752	337,269	397
1,353,963	52,711,606	5,995,148	4,512,846	20,993,156	31,582,976	3,790,607	1,557,338

총괄 (입항 6-2)

단위:톤

연월 Year & Month	품목별 Items 내외항별 Ocean-Going & Coastal	합계	양곡	원유, 석유	석유 정제품	석유 가스류	동물성 유지류	비료	시멘트
		Total	Cereals	Crude Petroleum Oils	Product of Petroleum Oils	Petroleum Gases and Other Gases	Animal or Vegetable Fats and Oils	Fertilizers	Cement
2000	국적선	76,259,375	1,753,841	8,559,903	1,243,340	542,861	139,698	120,773	389,300
	외국선	342,562,108	9,584,161	108,823,443	28,230,075	35,615,485	379,248	998,842	323,632
	수입계	418,821,483	11,338,002	117,383,346	29,473,415	36,158,346	518,946	1,119,615	712,932
	연안	131,989,895	24,174	8,861,972	33,512,538	2,796,796	1,427,795	368,797	15,665,338
	총계	550,811,378	11,362,176	126,245,318	62,985,953	38,955,142	1,946,741	1,488,412	16,378,270
2001	국적선	82,656,049	1,925,507	10,999,369	1,344,452	758,523	95,922	93,746	385,707
	외국선	350,688,620	9,318,418	104,806,244	28,615,225	36,940,263	1,016,185	981,139	691,695
	수입계	433,344,669	11,243,925	115,805,613	29,959,677	37,698,786	1,112,107	1,074,885	1,077,402
	연안	137,731,316	19,128	6,145,527	32,942,268	1,943,350	1,263,260	393,077	16,984,864
	총계	571,075,985	11,263,053	121,951,140	62,901,945	39,642,136	2,375,367	1,467,962	18,062,266
2002	국적선	93,250,427	1,838,791	11,124,675	1,596,195	214,060	133,834	258,325	413,447
	외국선	383,827,342	9,684,424	94,880,334	31,372,810	38,963,312	1,063,742	1,056,829	902,398
	수입계	477,077,769	11,523,215	106,005,009	32,969,005	39,177,372	1,197,576	1,315,154	1,315,845
	연안	138,477,578	439,861	3,281,485	30,437,874	1,803,959	1,164,380	516,134	18,056,660
	총계	615,555,347	11,963,076	109,286,494	63,406,879	40,981,331	2,361,956	1,831,288	19,372,505
1	국적선	7,544,424	181,323	1,163,898	125,062	86,723	12,093	26,477	12,620
	외국선	30,958,950	1,046,737	8,079,325	3,527,326	4,418,842	60,613	20,539	25,874
	수입계	38,503,374	1,228,060	9,243,223	3,652,388	4,505,565	72,706	47,016	38,494
	연안	10,639,667	2,820	295,388	2,930,508	151,715	91,972	14,620	1,091,883
	총계	49,143,041	1,230,880	9,538,611	6,582,896	4,657,280	164,678	61,636	1,130,377
2	국적선	7,689,380	139,454	1,036,109	98,679	9,623	22,338	23,940	12,392
	외국선	27,457,270	661,571	7,271,649	2,270,166	3,834,862	97,378	52,657	41,031
	수입계	35,146,650	801,025	8,307,758	2,368,845	3,844,485	119,716	76,597	53,423
	연안	10,162,822	1,460	361,584	2,659,135	154,302	72,123	16,316	1,145,467
	총계	45,309,472	802,485	8,669,342	5,027,980	3,998,787	191,839	92,913	1,198,890
3	국적선	8,286,555	173,591	975,398	129,778	1,547	11,560	3,920	30,150
	외국선	34,047,564	839,696	8,863,311	3,470,921	4,302,194	113,743	138,094	57,848
	수입계	42,334,119	1,013,287	9,838,709	3,600,699	4,303,741	125,303	142,014	87,998
	연안	12,249,867	2,605	210,743	2,862,336	159,322	101,482	23,966	1,684,467
	총계	54,583,986	1,015,892	10,049,452	6,463,035	4,463,063	226,785	165,980	1,772,465
4	국적선	7,620,096	71,946	758,840	154,738	9,222	7,538	60,411	49,830
	외국선	31,254,750	616,262	8,157,030	2,927,882	3,465,164	75,663	112,725	91,494
	수입계	38,874,846	688,208	8,915,870	3,082,620	3,474,386	83,201	173,136	141,324
	연안	12,302,217	2,100	252,535	2,438,818	165,475	97,379	68,914	1,688,265
	총계	51,177,063	690,308	9,168,405	5,521,438	3,639,861	180,580	242,050	1,829,589

자료: 해운물류국

Total (Arrival 6-2)

Unit:R/T

무연탄	유연탄	원목	목재, 목탄, 코르크	기타 광석	모래	조제식품, 음료	어패류, 갑각류
Anthracite	Bituminous Coal	Woods in the Rough	Wood and Articles of wood	Other Ores	Natural Sands	Prepared Foodstuffs	Fish, Crustaceans and Mollusks
133,560	22,344,214	539,895	449,641	751,658	35,145	475,737	351,141
1,507,498	38,143,116	5,810,551	3,955,217	10,992,727	291,788	3,740,272	1,010,239
1,641,058	60,487,330	6,350,446	4,404,858	11,744,385	326,933	4,216,009	1,361,380
70,183	1,561,289	80	169,090	10,078,462	37,398,603	358,050	60
1,711,241	62,048,619	6,350,526	4,573,948	21,822,847	37,725,536	4,574,059	1,361,440
341,330	25,669,585	442,668	584,447	668,187	61,221	518,150	387,617
1,219,742	38,299,451	6,137,674	4,987,412	10,977,072	449,179	3,875,116	1,450,835
1,561,072	63,969,036	6,580,342	5,571,859	11,645,259	510,400	4,393,266	1,838,452
15,301	1,428,684	0	881	11,209,358	43,771,809	352,424	85
1,576,373	65,397,720	6,580,342	5,572,740	22,854,617	44,282,209	4,745,690	1,838,537
2,832,360	28,416,420	398,582	902,596	868,291	46,812	1,112,314	322,677
3,430,230	35,373,691	6,456,292	5,955,968	13,224,769	506,627	5,060,923	10,896,230
6,262,590	63,790,111	6,854,874	6,858,564	14,093,060	553,439	6,173,237	11,218,907
6,293	1,249,950	0	32,637	10,862,702	48,782,782	279,027	1,811
6,268,883	65,040,061	6,854,874	6,891,201	24,955,762	49,336,221	6,452,264	11,220,718
102,323	1,952,177	51,438	54,930	44,791	1,357	88,277	48,554
95,639	3,104,776	520,893	456,392	940,380	4,716	335,725	99,057
197,962	5,056,953	572,331	511,322	985,171	6,073	424,002	147,611
0	132,786	0	319	995,590	3,021,697	25,191	0
197,962	5,189,739	572,331	511,641	1,980,761	3,027,770	449,193	147,611
0	2,765,048	27,133	53,202	53,122	2,260	112,903	44,565
74,584	2,715,619	384,544	423,063	1,047,581	12,837	315,583	76,507
74,584	5,480,667	411,677	476,265	1,100,703	15,097	428,486	121,072
0	118,060	0	0	843,120	3,106,275	18,426	0
74,584	5,598,727	411,677	476,265	1,943,823	3,121,372	446,912	121,072
5,700	2,315,640	51,564	59,941	85,824	6,574	114,076	27,653
219,990	3,674,786	559,311	586,036	870,519	62,202	526,683	186,190
225,690	5,990,426	610,875	645,977	956,343	68,776	640,759	213,843
0	94,829	0	0	947,505	4,354,101	16,516	0
225,690	6,085,255	610,875	645,977	1,903,848	4,422,877	657,275	213,843
50,161	2,364,277	55,318	47,726	87,752	3,000	61,561	25,391
179,982	3,359,249	601,223	470,028	1,014,994	48,538	315,841	119,368
230,143	5,723,526	656,541	517,754	1,102,746	51,538	377,402	144,759
0	109,490	0	1,350	880,845	3,939,480	13,801	46
230,143	5,833,016	656,541	519,104	1,983,591	3,991,018	391,203	144,805

Source: Shipping & Logistics Bureau

총괄 (입항 6-3)

단위:톤

연월 Year & Month	품목별 Items 내외항별 Ocean-Going & Coastal	합 계	양 곡	원유, 석유	석유 정제품	석유 가스류	동물성 유지류	비료	시멘트
		Total	Cereals	Crude Petroleum Oils	Product of Petroleum Oils	Petroleum Gases and Other Gases	Animal or Vegetable Fats and Oils	Fertilizers	Cement
5	국적선	9,024,275	223,938	1,203,556	131,777	8,503	18,733	28,061	38,583
	외국선	29,109,840	820,450	7,824,569	2,228,775	2,361,714	42,811	94,937	102,138
	수입계	38,134,115	1,044,388	9,028,125	2,360,552	2,370,217	61,544	122,998	140,721
	연안	12,458,464	7,270	112,510	2,413,166	153,265	120,086	132,861	1,653,014
	총계	50,592,579	1,051,658	9,140,635	4,773,718	2,523,482	181,630	255,859	1,793,735
6	국적선	7,135,610	168,324	1,014,697	244,730	7,599	7,266	7,966	44,867
	외국선	28,481,131	675,943	7,400,510	2,774,162	2,079,046	53,913	123,016	93,868
	수입계	35,616,741	844,267	8,415,207	3,018,892	2,086,645	61,179	130,982	138,735
	연안	11,931,529	408	249,692	2,325,271	140,916	98,329	42,972	1,537,250
	총계	47,548,270	844,675	8,664,899	5,344,163	2,227,561	159,508	173,954	1,675,985
7	국적선	7,818,561	176,746	1,341,811	105,477	10,388	5,142	30,009	28,973
	외국선	29,799,350	757,222	6,871,457	2,890,224	2,019,658	80,285	62,829	99,769
	수입계	37,617,911	933,968	8,213,268	2,995,701	2,030,046	85,427	92,838	128,742
	연안	11,345,259	1,742	442,826	1,941,895	130,581	102,229	21,364	1,500,343
	총계	48,963,170	935,710	8,656,094	4,937,596	2,160,627	187,656	114,202	1,629,085
8	국적선	8,143,396	194,138	629,988	64,427	9,411	9,175	2,864	29,873
	외국선	29,987,555	739,572	7,789,844	2,327,155	2,281,072	83,657	97,983	65,987
	수입계	38,130,951	933,710	8,419,832	2,391,582	2,290,483	92,832	100,847	95,860
	연안	10,290,144	470	141,391	2,195,257	128,862	77,777	22,674	1,290,410
	총계	48,421,095	934,180	8,561,223	4,586,839	2,419,345	170,609	123,521	1,386,270
9	국적선	7,591,905	94,586	1,053,185	157,125	14,773	8,289	2,172	42,990
	외국선	33,756,924	1,062,655	7,565,499	2,333,075	2,429,956	147,384	63,816	84,919
	수입계	41,348,829	1,157,241	8,618,684	2,490,200	2,444,729	155,673	65,988	127,909
	연안	10,932,224	32,515	279,160	2,395,430	130,678	96,500	54,091	1,432,229
	총계	52,281,053	1,189,756	8,897,844	4,885,630	2,575,407	252,173	120,079	1,560,138
10	국적선	7,524,532	105,288	639,269	140,846	47,507	268	8,633	44,484
	외국선	35,855,437	764,252	8,697,083	1,873,452	3,609,905	101,948	145,929	83,995
	수입계	43,379,969	869,540	9,336,352	2,014,298	3,657,412	102,216	154,562	128,479
	연안	11,696,202	116,694	324,673	2,529,565	141,285	109,095	83,541	1,686,319
	총계	55,076,171	986,234	9,661,025	4,543,863	3,798,697	211,311	238,103	1,814,798
11	국적선	6,854,109	136,421	940,700	107,179	4,249	7,907	32,531	35,658
	외국선	38,154,952	958,517	7,212,205	2,220,017	3,625,197	98,688	50,145	93,319
	수입계	45,009,061	1,094,938	8,152,905	2,327,196	3,629,446	106,595	82,676	128,977
	연안	11,889,111	123,688	252,606	2,739,038	166,174	99,780	19,379	1,741,193
	총계	56,898,172	1,218,626	8,405,511	5,066,234	3,795,620	206,375	102,055	1,870,170
12	국적선	8,017,584	173,036	367,224	136,377	4,515	23,525	31,341	43,027
	외국선	34,963,619	741,547	9,147,852	2,529,655	4,535,702	107,659	94,159	62,156
	수입계	42,981,203	914,583	9,515,076	2,666,032	4,540,217	131,184	125,500	105,183
	연안	12,580,072	148,089	358,377	3,007,455	181,384	97,628	15,436	1,605,820
	총계	55,561,275	1,062,672	9,873,453	5,673,487	4,721,601	228,812	140,936	1,711,003

자료: 해운물류국

Total (Arrival 6-3)

Unit:R/T

무연탄	유연탄	원목	목재, 목탄, 코르크	기타 광석	모래	조제식품, 음료	어패류, 갑각류
Anthracite	Bituminous Coal	Woods in the Rough	Wood and Articles of wood	Other Ores	Natural Sands	Prepared Foodstuffs	Fish, Crustaceans and Mollusks
97,902	3,285,313	43,892	56,347	70,396	5,566	73,840	20,511
257,400	2,568,376	670,332	576,601	1,071,089	32,801	359,003	129,565
355,302	5,853,689	714,224	632,948	1,141,485	38,367	432,843	150,076
0	165,052	0	1,100	901,173	5,017,833	25,116	505
355,302	6,018,741	714,224	634,048	2,042,658	5,056,200	457,959	150,581
64,460	2,018,659	30,043	72,579	63,311	0	110,897	24,459
160,465	2,785,970	453,826	451,796	1,281,021	21,194	420,411	109,466
224,925	4,804,629	483,869	524,375	1,344,332	21,194	531,308	133,925
0	163,890	0	168	896,315	4,693,189	21,987	200
224,925	4,968,519	483,869	524,543	2,240,647	4,714,383	553,295	134,125
556,500	1,887,788	19,386	45,133	38,988	5,946	120,356	24,858
440,507	3,426,458	592,161	586,816	1,133,395	29,012	380,777	132,113
997,007	5,314,246	611,547	631,949	1,172,383	34,958	501,133	156,971
0	107,738	0	0	850,826	4,503,450	19,844	62
997,007	5,421,984	611,547	631,949	2,023,209	4,538,408	520,977	157,033
462,336	2,885,994	37,395	75,082	131,587	0	100,381	20,154
438,213	2,330,666	539,233	420,423	1,206,611	36,151	324,393	555,514
900,549	5,216,660	576,628	495,505	1,338,198	36,151	424,774	575,668
606	108,529	0	8,555	863,256	3,902,589	19,860	0
901,155	5,325,189	576,628	504,060	2,201,454	3,938,740	444,634	575,668
476,480	1,959,805	32,814	44,547	40,912	6,000	66,158	20,028
388,771	2,652,944	507,535	446,718	1,283,060	69,267	599,765	1,703,044
865,251	4,612,749	540,349	491,265	1,323,972	75,267	665,923	1,723,072
0	94,097	0	8,487	936,538	3,825,107	19,961	0
865,251	4,706,846	540,349	499,752	2,260,510	3,900,374	685,884	1,723,072
457,327	2,596,608	24,164	65,380	88,956	0	51,469	23,464
238,181	2,427,024	527,870	516,047	1,078,788	22,918	330,316	3,177,585
695,508	5,023,632	552,034	581,427	1,167,744	22,918	381,785	3,201,049
2,068	51,639	0	7,644	904,862	4,024,701	25,528	242
697,576	5,075,271	552,034	589,071	2,072,606	4,047,619	407,313	3,201,291
187,240	1,909,176	6,207	59,891	47,204	0	127,948	21,050
464,551	2,718,614	540,462	500,652	1,110,463	53,403	633,118	4,495,729
651,791	4,627,790	546,669	560,543	1,157,667	53,403	761,066	4,516,779
1,542	42,848	0	860	965,385	3,993,566	35,223	321
653,333	4,670,638	546,669	561,403	2,123,052	4,046,969	796,289	4,517,100
371,931	2,475,935	19,228	267,838	115,448	16,109	84,448	21,990
471,947	3,609,209	558,902	521,396	1,186,868	113,588	519,308	112,092
843,878	6,085,144	578,130	789,234	1,302,316	129,697	603,756	134,082
2,077	60,992	0	4,154	877,287	4,400,794	37,574	435
845,955	6,146,136	578,130	793,388	2,179,603	4,530,491	641,330	134,517

Source: Shipping & Logistics Bureau

2. 화물 수송 (항·품목)

총괄 (입항 6-4)

단위:톤

연월 Year & Month	품목별 Items 내외항별 Ocean-Going &Coastal	철광석	비철금속, 제품	기계류, 부품	전자기기, 부품	차량, 그부품	항공기선박부품	고철	철강및그제품
		Iron Ores	Base Metal and Articles thereof	Machinery and Mechanical Appliances	Electrical Machinery and Parts thereof	Vehicles and Parts thereof	Aircraft, Ships and Floating Structures	Scrap	Iron Steel and Articles Thereof
1993	국적선	0	0	0	0	0	0	0	0
	외국선	0	0	0	0	0	0	0	0
	수입계	0	0	0	0	0	0	0	0
	연안	0	0	0	0	0	0	0	0
	총계	0	0	0	0	0	0	0	0
1994	국적선	28,188,337	440,943	1,242,779	593,940	220,347	8,690	170,011	1,906,119
	외국선	5,723,845	1,955,724	1,082,472	630,913	707,016	217,761	3,776,104	9,719,425
	수입계	33,912,182	2,396,667	2,325,251	1,224,853	927,363	226,451	3,946,115	11,625,544
	연안	112,996	18,180	163,270	11,926	447,001	660	62,610	5,864,103
	총계	34,025,178	2,414,847	2,488,521	1,236,779	1,374,364	227,111	4,008,725	17,489,647
1995	국적선	29,185,823	486,684	1,596,238	458,145	297,065	2,256	160,849	1,925,804
	외국선	6,125,571	1,870,011	1,681,207	875,614	899,313	347,914	3,438,169	12,475,611
	수입계	35,311,394	2,356,695	3,277,445	1,333,759	1,196,378	350,170	3,599,018	14,401,415
	연안	133,104	680	171,273	25,956	414,290	116	85,992	7,677,334
	총계	35,444,498	2,357,375	3,448,718	1,359,715	1,610,668	350,286	3,685,010	22,078,749
1996	국적선	25,718,838	352,320	1,647,261	529,853	188,852	9,954	325,000	2,235,743
	외국선	10,833,068	1,584,345	1,443,444	1,130,344	692,923	647,680	3,367,186	13,290,123
	수입계	36,551,906	1,936,665	3,090,705	1,660,197	881,775	657,634	3,692,186	15,525,866
	연안	256,534	3,417	251,534	169,159	423,649	2,397	7,524	6,750,459
	총계	36,808,440	1,940,082	3,342,239	1,829,356	1,305,424	660,031	3,699,710	22,276,325
1997	국적선	19,026,042	390,506	1,743,424	488,354	380,872	6,402	287,812	2,383,884
	외국선	15,933,820	1,807,260	1,055,299	1,098,710	566,171	679,119	6,394,137	11,930,293
	수입계	34,959,862	2,197,766	2,798,723	1,587,064	947,043	685,521	6,681,949	14,314,177
	연안	240,607	22,874	264,400	101,681	529,674	45	61,047	7,476,324
	총계	35,200,469	2,220,640	3,063,123	1,688,745	1,476,717	685,566	6,742,996	21,790,501
1998	국적선	23,686,253	446,715	1,339,480	442,481	197,932	35,880	606,174	951,445
	외국선	10,869,598	1,216,398	990,303	505,184	198,286	330,988	5,168,488	5,062,214
	수입계	34,555,851	1,663,113	2,329,783	947,665	396,218	366,868	5,774,662	6,013,659
	연안	127,460	6,884	254,346	14,029	225,885	240	128,857	8,677,675
	총계	34,683,311	1,669,997	2,584,129	961,694	622,103	367,108	5,903,519	14,691,334
1999	국적선	20,479,205	555,675	1,425,494	434,469	161,375	66,034	753,191	2,811,167
	외국선	16,752,104	1,786,025	1,736,530	917,748	270,898	597,065	6,521,550	9,185,850
	수입계	37,231,309	2,341,700	3,162,024	1,352,217	432,273	663,099	7,274,741	11,997,017
	연안	96,068	31,464	233,005	16,673	53,140	0	110,389	9,693,268
	총계	37,327,377	2,373,164	3,395,029	1,368,890	485,413	663,099	7,385,130	21,690,285

자료: 해운물류국

Cargo Transportation (Port · Goods)

Total (Arrival 6-4)

Unit:R/T

육류	제분공업생산물	동식물성생산물	당류	화학공업생산물	플라스틱, 고무	피혁류, 그제품	방직용 섬유	기타
Meat	Products of The Milling Industry	Other Animal and Vegetable Products	Sugars	Products of The Chemical	Plastic, Rubber and Articles Thereof	Leather and Articles Thereof	Textile and Textile Articles	Others
0	0	0	0	0	0	0	0	0
0	0	0	0	0	0	0	0	0
0	0	0	0	0	0	0	0	0
0	0	0	0	0	0	0	0	0
0	0	0	0	0	0	0	0	0
30,865	72,499	490,052	395,322	1,458,180	276,611	179,321	3,232,218	1,353,917
181,838	691,023	3,697,527	1,348,534	6,702,709	940,859	301,573	5,033,028	5,534,011
212,703	763,522	4,187,579	1,743,856	8,160,889	1,217,470	480,894	8,265,246	6,887,928
0	312,624	495,885	0	7,868,311	77,258	0	47,514	2,056,191
212,703	1,076,146	4,683,464	1,743,856	16,029,200	1,294,728	480,894	8,312,760	8,944,119
31,902	16,858	253,272	229,988	1,644,157	360,300	83,408	3,176,922	1,795,066
191,141	509,068	3,940,390	1,585,788	9,753,871	1,255,184	299,400	6,323,341	7,023,572
223,043	525,926	4,193,662	1,815,776	11,398,028	1,615,484	382,808	9,500,263	8,818,638
12,000	212,701	403,949	0	3,496,089	55,125	29	64,255	2,613,016
235,043	738,627	4,597,611	1,815,776	14,894,117	1,670,609	382,837	9,564,518	11,431,654
30,919	11,834	305,188	84,095	1,449,450	420,274	80,633	3,393,392	2,726,809
226,449	336,246	5,490,237	2,005,700	9,911,235	1,050,918	277,585	7,659,530	7,901,394
257,368	348,080	5,795,425	2,089,795	11,360,685	1,471,192	358,218	11,052,922	10,628,203
400	3,162	398,751	1,000	2,925,296	303,272	0	225,504	4,174,559
257,768	351,242	6,194,176	2,090,795	14,285,981	1,774,464	358,218	11,278,426	14,802,762
37,368	30,182	417,695	156,169	1,653,448	343,989	80,890	3,493,021	3,023,495
228,633	572,699	4,807,094	2,090,076	9,735,878	879,163	446,419	7,134,978	9,938,578
266,001	602,881	5,224,789	2,246,245	11,389,326	1,223,152	527,309	10,627,999	12,962,073
0	5,402	575,923	1,137	2,385,962	74,501	0	30,779	4,171,021
266,001	608,283	5,800,712	2,247,382	13,775,288	1,297,653	527,309	10,658,778	17,133,094
107,123	62,646	591,283	192,316	1,717,625	230,427	134,828	2,692,927	3,129,132
79,223	210,969	3,321,950	1,906,243	7,894,942	668,020	174,193	5,595,249	8,614,439
186,346	273,615	3,913,233	2,098,559	9,612,567	898,447	309,021	8,288,176	11,743,571
0	10,900	532,681	0	2,185,007	465,474	10,598	15,638	4,721,276
186,346	284,515	4,445,914	2,098,559	11,797,574	1,363,921	319,619	8,303,814	16,464,847
111,910	53,364	396,801	410,246	1,282,989	239,163	52,545	3,683,363	3,504,578
152,600	206,808	3,982,782	1,553,075	9,736,486	1,025,150	307,732	10,903,275	13,892,127
264,510	260,172	4,379,583	1,963,321	11,019,475	1,264,313	360,277	14,586,638	17,396,705
0	0	534,459	0	3,230,309	391,125	260	60,867	5,378,489
264,510	260,172	4,914,042	1,963,321	14,249,784	1,655,438	360,537	14,647,505	22,775,194

총괄 (입항 6-5)

단위: 톤

연월 Year & Month	품목별 Items 내외항별 Ocean-Going & Coastal	철광석	비철금속, 제철	기계류, 부품	전자기기, 부품	차량, 그부품	항공기선박부품	고철	철강및그제품
		Iron Ores	Base Metal and Articles thereof	Machinery and Mechanical Appliances	Electrical Machinery and Parts thereof	Vehicles and Parts thereof	Aircraft, Ships and Floating Structures	Scrap	Iron Steel and Articles Thereof
2000	국적선	19,270,100	374,956	1,276,276	366,624	118,072	23,141	502,915	4,969,650
	외국선	19,996,111	1,812,522	1,807,704	1,130,933	404,389	639,950	5,036,587	10,221,478
	수입계	39,266,211	2,187,478	3,083,980	1,497,557	522,461	663,091	5,539,502	15,191,128
	연안	26,662	5,355	171,690	16,912	75,863	130	62,713	10,209,199
	총계	39,292,873	2,192,833	3,255,670	1,514,469	598,324	663,221	5,602,215	25,400,327
2001	국적선	20,052,224	359,751	1,946,168	236,378	138,677	10,992	701,399	4,607,285
	외국선	22,108,923	2,240,549	3,197,050	1,578,502	732,004	970,091	4,571,170	9,517,803
	수입계	42,161,147	2,600,300	5,143,218	1,814,880	870,681	981,083	5,272,569	14,125,088
	연안	5,140	20,302	176,601	148,609	160,930	2,339	212,959	11,482,065
	총계	42,166,287	2,620,602	5,319,819	1,963,489	1,031,611	983,422	5,485,528	25,607,153
2002	국적선	22,153,832	486,675	3,634,621	348,710	277,062	17,062	600,843	5,141,143
	외국선	19,031,814	2,325,604	5,271,980	2,492,972	1,527,329	1,316,830	5,147,230	12,692,748
	수입계	41,185,646	2,812,279	8,906,601	2,841,682	1,804,391	1,333,892	5,748,073	17,833,891
	연안	37,775	44,298	1,145,013	126,881	158,401	101	37,802	11,120,780
	총계	41,223,421	2,856,577	10,051,614	2,968,563	1,962,792	1,333,993	5,785,875	28,954,671
1	국적선	2,218,767	24,831	206,234	32,517	15,698	2,558	27,927	353,951
	외국선	973,893	158,225	360,192	167,261	92,168	101,035	444,729	908,669
	수입계	3,192,660	183,056	566,426	199,778	107,866	103,593	472,656	1,262,620
	연안	4,274	4,012	20,939	13,545	27,022	0	0	991,571
	총계	3,196,934	187,068	587,365	213,323	134,888	103,593	472,656	2,254,191
2	국적선	1,832,727	39,371	255,753	29,379	19,577	1,503	33,083	362,327
	외국선	1,530,656	154,159	379,504	139,989	99,259	109,035	476,481	832,958
	수입계	3,363,383	193,530	635,257	169,368	118,836	110,538	509,564	1,195,285
	연안	2,388	1,346	14,959	11,275	28,675	0	6,030	882,008
	총계	3,365,771	194,876	650,216	180,643	147,511	110,538	515,594	2,077,293
3	국적선	2,401,432	39,548	314,175	29,806	19,827	865	123,737	415,755
	외국선	1,313,342	248,808	485,049	246,431	172,577	110,306	476,937	859,225
	수입계	3,714,774	288,356	799,224	276,237	192,404	111,171	600,674	1,274,980
	연안	2,028	2,416	14,689	13,690	20,435	0	1,200	989,602
	총계	3,716,802	290,772	813,913	289,927	212,839	111,171	601,874	2,264,582
4	국적선	1,954,897	36,294	317,813	29,617	19,361	968	85,402	509,571
	외국선	1,758,875	171,403	480,094	234,423	142,902	131,645	499,764	891,405
	수입계	3,713,772	207,697	797,907	264,040	162,263	132,613	585,166	1,400,976
	연안	1,515	400	922,450	12,800	8,770	0	1,050	947,316
	총계	3,715,287	208,097	1,720,357	276,840	171,033	132,613	586,216	2,348,292

자료: 해운물류국

Total (Arrival 6-5)

Unit:R/T

육류	제분공업생산물	동식물성생산물	당류	화학공업생산물	플라스틱, 고무	피혁류, 그제품	방직용 섬유	기타
Meat	Products of The Milling Industry	Other Animal and Vegetable Products	Sugars	Products of The Chemical	Plastic, Rubber and Articles Thereof	Leather and Articles Thereof	Textiles and Textile Articles	Others
22,762	40,815	261,278	266,864	1,285,909	320,647	16,286	5,229,679	4,082,694
184,898	207,701	5,048,600	1,447,158	8,991,482	1,006,421	355,576	15,096,037	19,768,267
207,660	248,516	5,309,878	1,714,022	10,277,391	1,327,068	371,862	20,325,716	23,850,961
2,654	1,469	458,497	0	3,098,798	107,210	0	64,054	5,395,462
210,314	249,985	5,768,375	1,714,022	13,376,189	1,434,278	371,862	20,389,770	29,246,423
26,748	161,043	284,040	108,314	1,600,643	323,574	8,802	5,204,515	2,609,065
192,371	332,696	5,020,619	1,512,036	8,747,291	1,562,376	495,253	21,159,192	16,985,044
219,119	493,739	5,304,659	1,620,350	10,347,934	1,885,950	504,055	26,363,707	19,594,109
60	51	474,900	0	2,689,455	62,872	250	78,222	5,746,545
219,179	493,790	5,779,559	1,620,350	13,037,389	1,948,822	504,305	26,441,929	25,340,654
42,466	188,586	295,259	93,747	1,508,715	773,725	20,337	6,584,451	603,814
288,454	1,498,829	7,266,819	1,863,109	11,744,748	3,818,027	639,840	39,619,956	8,452,474
330,920	1,687,415	7,562,078	1,956,856	13,253,463	4,591,752	660,177	46,204,407	9,056,288
85	0	445,468	0	2,518,635	68,974	500	83,901	5,773,409
331,005	1,687,415	8,007,546	1,956,856	15,772,098	4,660,726	660,677	46,288,308	14,829,697
2,614	13,122	16,092	445	121,141	51,124	1,254	450,856	53,250
33,439	45,530	489,145	118,429	872,162	226,744	34,111	2,523,131	673,253
36,053	58,652	505,237	118,874	993,303	277,868	35,365	2,973,987	726,503
0	0	108,149	0	240,568	8,009	500	6,609	459,980
36,053	58,652	613,386	118,874	1,233,871	285,877	35,865	2,980,596	1,186,483
3,579	15,780	22,324	34,304	100,090	63,537	1,349	413,954	59,975
17,037	69,065	555,022	92,012	779,443	204,727	21,623	2,199,463	517,205
20,616	84,845	577,346	126,316	879,533	268,264	22,972	2,613,417	577,180
0	0	70,927	0	233,701	6,882	0	4,718	403,645
20,616	84,845	648,273	126,316	1,113,234	275,146	22,972	2,618,135	980,825
3,378	13,682	26,878	6,359	126,377	91,734	1,615	630,461	48,010
27,749	82,684	739,390	190,039	760,062	316,739	34,393	2,641,849	870,460
31,127	96,366	766,268	196,398	886,439	408,473	36,008	3,272,310	918,470
60	0	32,937	0	226,866	3,936	0	7,048	477,088
31,187	96,366	799,205	196,398	1,113,305	412,409	36,008	3,279,358	1,395,558
2,604	9,367	42,213	0	90,542	71,014	1,330	596,420	44,972
34,984	108,886	480,837	148,085	921,340	239,116	34,743	2,788,504	632,301
37,588	118,253	523,050	148,085	1,011,882	310,130	36,073	3,384,924	677,273
0	0	15,563	0	230,572	2,227	0	5,963	495,093
37,588	118,253	538,613	148,085	1,242,454	312,357	36,073	3,390,887	1,172,366

Source: Shipping & Logistics Bureau

총괄 (입항 6-6)

단위:톤

연월 Year & Month	품목별 Items 내외항별 Ocean-Going & Coastal	철광석	비철금속, 제품	기계류, 부품	전자기기, 부품	차량, 그 부품	항공기선박부품	고철	철강및그제품
		Iron Ores	Base Metal and Articles thereof	Machinery and Mechanical Appliances	Electrical Machinery and Parts thereof	Vehicles and Parts thereof	Aircraft, Ships and Floating Structures	Scrap	Iron Steel and Articles Thereof
5	국적선	2,012,896	31,860	293,645	29,084	15,941	1,987	67,555	410,087
	외국선	1,352,103	175,521	477,836	215,073	140,033	137,677	521,165	1,220,508
	수입계	3,364,999	207,381	771,481	244,157	155,974	139,664	588,720	1,630,595
	연안	1,466	1,151	18,645	10,845	9,739	0	200	944,885
	총계	3,366,465	208,532	790,126	255,002	165,713	139,664	588,920	2,575,480
6	국적선	1,344,585	36,518	331,306	37,770	25,553	1,277	53,832	509,658
	외국선	1,237,900	124,310	397,913	204,342	154,087	120,939	582,221	1,103,026
	수입계	2,582,485	160,828	729,219	242,112	179,640	122,216	636,053	1,612,684
	연안	1,454	2,849	18,758	9,216	11,116	100	2,953	968,300
	총계	2,583,939	163,677	747,977	251,328	190,756	122,316	639,006	2,580,984
7	국적선	1,678,811	30,475	286,718	33,756	17,855	1,149	40,975	475,382
	외국선	1,918,654	196,367	393,221	202,096	135,631	103,208	565,704	889,832
	수입계	3,597,465	226,842	679,939	235,852	153,486	104,357	606,679	1,365,214
	연안	3,918	4,303	19,862	8,364	2,987	0	1	958,417
	총계	3,601,383	231,145	699,801	244,216	156,473	104,357	606,680	2,323,631
8	국적선	1,753,839	55,237	287,084	26,863	30,265	2,272	27,092	450,433
	외국선	1,273,075	329,309	388,350	209,890	147,922	114,295	387,301	1,083,493
	수입계	3,026,914	384,546	675,434	236,753	178,187	116,567	414,393	1,533,926
	연안	3,010	7,342	21,681	8,700	2,211	1	77	809,393
	총계	3,029,924	391,888	697,115	245,453	180,398	116,568	414,470	2,343,319
9	국적선	1,775,484	49,541	326,328	24,631	24,880	1,208	20,658	479,486
	외국선	1,866,764	236,376	472,895	255,437	129,253	108,550	319,072	1,401,483
	수입계	3,642,248	285,917	799,223	280,068	154,133	109,758	339,730	1,880,969
	연안	3,518	2,394	20,350	9,295	2,771	0	0	885,332
	총계	3,645,766	288,311	819,573	289,363	156,904	109,758	339,730	2,766,301
10	국적선	1,554,978	73,833	334,639	26,809	23,771	1,976	25,030	389,310
	외국선	1,814,116	160,349	441,516	200,890	106,773	114,969	330,727	1,215,818
	수입계	3,369,094	234,182	776,155	227,699	130,544	116,945	355,757	1,605,128
	연안	4,719	6,337	20,278	9,890	3,670	0	6,614	965,102
	총계	3,373,813	240,519	796,433	237,589	134,214	116,945	362,371	2,570,230
11	국적선	1,422,756	36,801	350,010	27,743	29,664	1,299	53,217	414,554
	외국선	1,927,919	208,384	539,680	207,367	90,214	101,708	323,910	1,319,677
	수입계	3,350,675	245,185	889,690	235,110	119,878	103,007	377,127	1,734,231
	연안	4,547	4,649	20,275	9,376	8,592	0	4,555	855,191
	총계	3,355,222	249,834	909,965	244,486	128,470	103,007	381,682	2,589,422
12	국적선	2,202,660	32,366	330,916	20,735	34,670	0	42,335	370,629
	외국선	2,064,517	162,393	455,730	209,773	116,510	63,463	219,219	966,654
	수입계	4,267,177	194,759	786,646	230,508	151,180	63,463	261,554	1,337,283
	연안	4,938	7,099	32,127	9,885	32,413	0	15,122	923,663
	총계	4,272,115	201,858	818,773	240,393	183,593	63,463	276,676	2,260,946

자료: 해운물류국

Total (Arrival 6-6)

Unit:R/T

육류 Meat	제분공업생산물 Products of The Milling Industry	동식물성생산물 Other Animal and Vegetable Products	당류 Sugars	화학공업생산물 Products of The Chemical	플라스틱, 고무 Plastic, Rubber and Articles Thereof	피혁류, 그제품 Leather and Articles Thereof	방직용 섬유 Textiles and Textile Articles	기타 Others
2,974	25,169	22,737	26	136,768	59,024	1,944	565,275	40,385
49,471	65,395	679,274	145,995	1,051,127	365,744	36,203	2,681,443	654,711
52,445	90,564	702,011	146,021	1,187,895	424,768	38,147	3,246,718	695,096
0	0	15,833	0	214,819	5,083	0	4,881	527,966
52,445	90,564	717,844	146,021	1,402,714	429,851	38,147	3,251,599	1,223,062
4,042	14,077	26,760	10,952	114,625	58,530	2,110	631,903	52,255
26,029	141,924	641,085	153,071	1,051,947	269,724	43,702	2,788,423	555,881
30,071	156,001	667,845	164,023	1,166,572	328,254	45,812	3,420,326	608,136
25	0	11,944	0	227,143	5,962	0	4,207	496,915
30,096	156,001	679,789	164,023	1,393,715	334,216	45,812	3,424,533	1,105,051
2,811	13,683	12,056	8,478	100,261	60,054	1,773	609,984	46,839
42,100	118,170	469,099	182,314	1,037,723	404,483	51,519	2,976,475	610,071
44,911	131,853	481,155	190,792	1,137,984	464,537	53,292	3,586,459	656,910
0	0	6,519	0	194,056	3,263	0	8,594	512,075
44,911	131,853	487,674	190,792	1,332,040	467,800	53,292	3,595,053	1,168,985
2,147	16,854	16,946	32,459	156,287	57,855	1,449	528,116	45,393
37,976	114,307	1,096,000	190,022	1,041,908	307,985	68,497	3,302,921	657,830
40,123	131,161	1,112,946	222,481	1,198,195	365,840	69,946	3,831,037	703,223
0	0	5,476	0	166,810	5,325	0	9,737	490,145
40,123	131,161	1,118,422	222,481	1,365,005	371,165	69,946	3,840,774	1,193,368
2,662	16,894	42,954	700	139,940	79,122	1,309	534,528	51,716
6,549	216,138	580,996	154,530	1,098,294	334,575	133,504	4,476,961	627,139
9,211	233,032	623,950	155,230	1,238,234	413,697	134,813	5,011,489	678,855
0	0	3,817	0	196,541	4,099	0	2,729	496,585
9,211	233,032	627,767	155,230	1,434,775	417,796	134,813	5,014,218	1,175,440
1,686	11,115	38,733	0	124,047	58,046	917	516,704	49,275
4,205	157,973	480,723	214,660	1,095,228	335,366	75,151	4,382,603	1,129,077
5,891	169,088	519,456	214,660	1,219,275	393,412	76,068	4,899,307	1,178,352
0	0	24,189	0	168,664	4,898	0	11,341	462,644
5,891	169,088	543,645	214,660	1,387,939	398,310	76,068	4,910,648	1,640,996
2,535	22,788	17,675	12	144,814	59,605	2,053	587,377	57,845
4,449	180,994	517,532	136,549	1,013,142	362,675	62,730	5,484,901	898,041
6,984	203,782	535,207	136,561	1,157,956	422,280	64,783	6,072,278	955,886
0	0	68,440	0	217,286	15,187	0	11,988	487,422
6,984	203,782	603,647	136,561	1,375,242	437,467	64,783	6,084,266	1,443,308
11,434	16,055	9,891	12	153,823	64,080	3,234	518,873	53,899
4,466	197,763	537,716	137,403	1,022,372	450,149	43,664	3,373,282	626,505
15,900	213,818	547,607	137,415	1,176,195	514,229	46,898	3,892,155	680,404
0	0	81,674	0	201,609	4,103	0	6,086	463,851
15,900	213,818	629,281	137,415	1,377,804	518,332	46,898	3,898,241	1,144,255

Source: Shipping & Logistics Bureau

2. 화물 수송 (항·품목)

총괄 (출항 6-1)

단위:톤

연월 Year & Month	품목별 Items 내외항별 Ocean-Going & Coastal	합 계	양 곡	원유, 석유	석유 정제품	석유 가스류	동식물성 유지류	비료	시멘트
		Total	Cereals	Crude Petroleum Oils	Product of Petroleum Oils	Petroleum Gases and Other Gases	Animal or Vegetable Fats and Oils	Fertilizers	Cement
1993	국적선	-	-	-	-	-	-	-	-
	외국선	-	-	-	-	-	-	-	-
	수출계	-	-	-	-	-	-	-	-
	연안	-	-	-	-	-	-	-	-
	총계	-	-	-	-	-	-	-	-
1994	국적선	17,613,405	18,543	4,621	176,133	69,944	100,979	172,034	585,445
	외국선	58,480,677	26,993	1,146,402	10,260,727	1,360,112	73,429	1,202,288	3,830,371
	수출계	76,094,082	45,536	1,151,023	10,436,860	1,430,056	174,408	1,374,322	4,415,816
	연안	116,313,423	88,274	5,005,589	35,201,939	5,736,652	6,542	165,112	12,309,723
	총계	192,407,505	133,810	6,156,612	45,638,799	7,166,708	180,950	1,539,434	16,725,539
1995	국적선	17,788,070	30,171	1,705	399,521	110,794	82,381	96,122	718,409
	외국선	70,624,968	85,073	784,402	14,352,569	1,241,429	208,729	1,181,960	2,933,944
	수출계	88,413,038	115,244	786,107	14,752,090	1,352,223	291,110	1,278,082	3,652,353
	연안	127,558,112	90,315	10,481,658	37,078,685	6,665,774	36,510	152,926	15,536,674
	총계	215,971,150	205,559	11,267,765	51,830,775	8,017,997	327,620	1,431,008	19,189,027
1996	국적선	19,388,670	1,762	2,871	566,019	109,198	68,949	89,899	498,836
	외국선	79,504,495	2,923	4,353	20,452,088	1,730,137	115,393	1,405,909	1,845,789
	수출계	98,893,165	4,685	7,224	21,018,107	1,839,335	184,342	1,495,808	2,344,625
	연안	138,806,629	74,959	10,486,392	41,962,410	4,639,913	1,141,636	158,203	16,884,494
	총계	237,699,794	79,644	10,493,616	62,980,517	6,479,248	1,325,978	1,654,011	19,229,119
1997	국적선	20,571,282	11,753	3,896	1,544,253	115,905	173,734	126,934	328,179
	외국선	94,263,208	5,284	54,819	29,506,229	917,462	100,387	1,014,939	936,292
	수출계	114,834,490	17,037	58,715	31,050,482	1,033,367	274,121	1,141,873	1,264,471
	연안	144,573,796	64,559	9,249,405	42,630,367	4,130,151	1,394,241	106,134	18,851,767
	총계	259,408,286	81,596	9,308,120	73,680,849	5,163,518	1,668,362	1,248,007	20,116,238
1998	국적선	28,123,449	2,512	4,094	2,294,996	451,092	331,654	124,869	561,592
	외국선	113,196,635	31,481	44,917	38,302,783	1,497,764	381,308	960,988	2,251,351
	수출계	141,320,084	33,993	49,011	40,597,779	1,948,856	712,962	1,085,857	2,812,943
	연안	113,129,008	46,739	3,089,176	30,996,763	3,722,864	1,326,947	121,295	15,322,143
	총계	254,449,092	80,732	3,138,187	71,594,542	5,671,720	2,039,909	1,207,152	18,135,086
1999	국적선	23,319,921	757	14,029	2,351,518	347,833	366,436	116,235	828,252
	외국선	123,984,514	6,224	756,491	37,619,785	2,143,890	727,345	775,513	4,110,453
	수출계	147,304,435	6,981	770,520	39,971,303	2,491,723	1,093,781	891,748	4,938,705
	연안	121,423,544	60,604	6,463,522	31,801,660	3,763,958	1,368,177	194,574	14,880,997
	총계	268,727,979	67,585	7,234,042	71,772,963	6,255,681	2,461,958	1,086,322	19,819,702

자료: 해운물류국

Cargo Transportation (Port · Goods)

Total (Departure 6-1)

Unit:R/T

무연탄	유연탄	원목	목재, 목탄, 코르크	기타 광석	모래	조제식품, 음료	어패류, 갑각류
Anthracite	Bituminous Coal	Woods in the Rough	Wood and Articles of wood	Other Ores	Natural Sands	Prepared Foodstuffs	Fish, Crustaceans and Mollusks
-	-	-	-	-	-	-	-
-	-	-	-	-	-	-	-
-	-	-	-	-	-	-	-
-	-	-	-	-	-	-	-
-	-	-	-	-	-	-	-
0	0	186	115,472	492,031	8	103,934	120,834
30,125	44,041	24,244	508,006	1,219,286	0	344,162	212,941
30,125	44,041	24,430	623,478	1,711,317	8	448,096	333,775
565,527	19,881	892	26,677	7,745,669	31,469,629	432,383	405
595,652	63,922	25,322	650,155	9,456,986	31,469,637	880,479	334,180
76	25	3,090	90,495	504,804	0	67,096	119,087
9,390	308	22,735	576,924	1,030,477	5,558	396,232	258,180
9,466	333	25,825	667,419	1,535,281	5,558	463,328	377,267
401,866	0	17	24,932	8,735,777	32,358,661	627,156	1,252
411,332	333	25,842	692,351	10,271,058	32,364,219	1,090,484	378,519
64	0	4,076	125,249	506,196	0	75,817	132,748
665	32,706	9,133	768,468	1,878,148	1,875	461,570	277,578
729	32,706	13,209	893,717	2,384,344	1,875	537,387	410,326
205,833	6,320	0	125,809	8,270,251	38,185,977	765,188	2,627
206,562	39,026	13,209	1,019,526	10,654,595	38,187,852	1,302,575	412,953
0	0	2,533	244,955	398,257	1,539	97,792	128,223
979	0	4,209	934,633	1,033,604	28,498	597,432	263,379
979	0	6,742	1,179,588	1,431,861	30,037	695,224	391,602
65,343	3,747	0	217,646	9,362,895	42,042,407	512,438	1,319
66,322	3,747	6,742	1,397,234	10,794,756	42,072,444	1,207,662	392,921
0	0	1,315	214,822	322,384	402	235,413	182,236
3,647	2,626	2,858	683,994	809,079	8,048	465,586	352,180
3,647	2,626	4,173	898,816	1,131,463	8,450	700,999	534,416
67,388	828,255	1,094	43,753	8,710,162	30,927,322	547,937	220
71,035	830,881	5,267	942,569	9,841,625	30,935,772	1,248,936	534,636
1,739	0	2,094	96,889	215,138	26,427	120,209	104,912
4,574	0	7,210	522,438	651,142	45,808	413,071	329,397
6,313	0	9,304	619,327	866,280	72,235	533,280	434,309
96,897	1,478,709	0	42,903	9,737,609	31,366,752	337,269	397
103,210	1,478,709	9,304	662,230	10,603,889	31,438,987	870,549	434,706

총괄 (출항 6-2)

단위:톤

연월 Year & Month	품목별 Items 내외항별 Ocean-Going & Coastal	합 계	양 곡	원유, 석유	석유 정제품	석유 가스류	동식물성 유지류	비료	시멘트
		Total	Cereals	Crude Petroleum Oils	Product of Petroleum Oils	Petroleum Gases and Other Gases	Animal or Vegetable Fats and Oils	Fertilizers	Cement
2000	국적선	25,074,166	525	21	3,680,811	269,036	292,479	191,770	738,769
	외국선	125,703,754	187,228	734,970	36,377,837	1,948,353	920,114	703,146	4,093,197
	수출계	150,777,920	187,753	734,991	40,058,648	2,217,389	1,212,593	894,916	4,831,966
	연안	131,989,895	24,174	8,861,972	33,512,538	2,796,796	1,427,795	368,797	15,665,338
	총계	282,767,815	211,927	9,596,963	73,571,186	5,014,185	2,640,388	1,263,713	20,497,304
2001	국적선	29,888,387	1,872	0	3,900,453	287,699	289,361	84,090	527,947
	외국선	147,677,015	86,602	543,645	36,346,078	1,287,327	1,488,323	1,028,779	4,223,582
	수출계	177,565,402	88,474	543,645	40,246,531	1,575,026	1,777,684	1,112,869	4,751,529
	연안	137,731,316	19,128	6,145,527	32,942,268	1,943,350	1,263,260	393,077	16,984,864
	총계	315,296,718	107,602	6,689,172	73,188,799	3,518,376	3,040,944	1,505,946	21,736,393
2002	국적선	30,281,833	6,443	99	3,832,509	190,038	532,957	200,858	233,320
	외국선	150,950,614	37,087	1,324,227	31,647,053	1,510,890	1,563,542	984,280	3,152,765
	수출계	181,232,447	43,530	1,324,326	35,479,562	1,700,928	2,096,499	1,185,138	3,386,085
	연안	138,337,861	439,861	3,281,485	30,427,609	1,803,003	1,164,380	516,634	17,929,126
	총계	319,570,308	483,391	4,605,811	65,907,171	3,503,931	3,260,879	1,701,772	21,315,211
1	국적선	2,564,381	263	0	379,147	41,829	22,423	15,407	38,410
	외국선	11,930,967	1,864	416,879	2,787,035	98,451	122,235	109,637	274,383
	수출계	14,495,348	2,127	416,879	3,166,182	140,280	144,658	125,044	312,793
	연안	10,640,209	2,820	295,388	2,926,996	151,715	91,972	14,620	1,091,883
	총계	25,135,557	4,947	712,267	6,093,178	291,995	236,630	139,664	1,404,676
2	국적선	2,165,383	588	0	338,308	29,821	47,359	15,048	14,913
	외국선	10,226,643	1,056	84,388	2,325,845	154,490	93,276	85,214	275,733
	수출계	12,392,026	1,644	84,388	2,664,153	184,311	140,635	100,262	290,646
	연안	10,125,654	1,460	361,584	2,652,273	154,302	72,123	16,316	1,114,892
	총계	22,517,680	3,104	445,972	5,316,426	338,613	212,758	116,578	1,405,538
3	국적선	2,641,439	90	0	253,088	14,459	59,341	4,240	28,845
	외국선	12,471,744	656	0	2,886,670	126,206	142,834	62,869	393,791
	수출계	15,113,183	746	0	3,139,758	140,665	202,175	67,109	422,636
	연안	12,188,973	2,605	210,743	2,863,591	159,322	101,482	23,966	1,618,188
	총계	27,302,156	3,351	210,743	6,003,349	299,987	303,657	91,075	2,040,824
4	국적선	2,513,796	375	0	296,279	15,560	40,000	16,483	31,576
	외국선	12,146,688	6,840	32,357	2,437,754	152,949	129,248	53,860	327,460
	수출계	14,660,484	7,215	32,357	2,734,033	168,509	169,248	70,343	359,036
	연안	12,281,716	2,100	252,535	2,438,818	165,475	97,379	68,914	1,672,803
	총계	26,942,200	9,315	284,892	5,172,851	333,984	266,627	139,257	2,031,839

자료: 해운물류국

Total (Departure 6-2)

Unit:R/T

무연탄	유연탄	원목	목재, 목탄, 코르크	기타 광석	모래	조제식품, 음료	어패류, 갑각류
Anthracite	Bituminous Coal	Woods in the Rough	Wood and Articles of wood	Other Ores	Natural Sands	Prepared Foodstuffs	Fish, Crustaceans and Mollusks
136	0	505	110,344	300,303	86,934	150,223	59,731
780	3,783	1,437	539,957	581,027	94	1,115,892	269,407
916	3,783	1,942	650,301	881,330	87,028	1,266,115	329,138
70,183	1,561,289	80	169,090	10,078,462	37,398,603	358,050	60
71,099	1,565,072	2,022	819,391	10,959,792	37,485,631	1,624,165	329,198
5,929	0	2,283	127,179	260,064	106	257,647	145,113
3,939	342	6,702	537,344	491,940	20,139	1,444,558	314,132
9,868	342	8,985	664,523	752,004	20,245	1,702,205	459,245
15,301	1,428,684	0	881	11,209,358	43,771,809	352,424	85
25,169	1,429,026	8,985	665,404	11,961,362	43,792,054	2,054,629	459,330
111	91	1,356	93,870	189,555	5,000	178,477	118,268
18,533	83	66,445	596,556	479,258	578	763,560	275,609
18,644	174	67,801	690,426	668,813	5,578	942,037	393,877
6,293	1,249,950	0	32,637	10,863,132	48,764,677	279,027	1,811
24,937	1,250,124	67,801	723,063	11,531,945	48,770,255	1,221,064	395,688
26	0	45	4,473	22,373	0	16,791	13,768
3,499	0	30,507	40,102	26,839	46	88,142	24,240
3,525	0	30,552	44,575	49,212	46	104,933	38,008
0	132,786	0	319	995,590	3,021,697	25,191	0
3,525	132,786	30,552	44,894	1,044,802	3,021,743	130,124	38,008
13	0	111	6,661	9,202	0	11,199	11,999
101	0	18,153	44,679	20,828	23	79,202	18,967
114	0	18,264	51,340	30,030	23	90,401	30,966
0	118,060	0	0	843,120	3,106,275	18,426	0
114	118,060	18,264	51,340	873,150	3,106,298	108,827	30,966
0	0	0	12,532	11,717	0	18,910	19,532
12	0	7,921	42,086	39,622	46	67,612	51,428
12	0	7,921	54,618	51,339	46	86,522	70,960
0	94,829	0	0	947,505	4,354,101	16,516	0
12	94,829	7,921	54,618	998,844	4,354,147	103,038	70,960
0	0	62	8,619	15,125	0	18,149	13,562
283	0	213	45,680	27,907	113	62,757	35,906
283	0	275	54,299	43,032	113	80,906	49,468
0	109,490	0	1,350	880,845	3,933,306	13,801	46
283	109,490	275	55,649	923,877	3,933,419	94,707	49,514

Source: Shipping & Logistics Bureau

총괄 (출항 6-3)

단위:톤

연월 Year & Month	품목별 Items 내외항별 Ocean-Going &Coastal	합 계	양 곡	원유, 석유	석유 정제품	석유 가스류	동물성 유지류	비료	시멘트
		Total	Cereals	Crude Petroleum Oils	Product of Petroleum Oils	Petroleum Gases and Other Gases	Animal or Vegetable Fats and Oils	Fertilizers	Cement
5	국적선	2,472,271	3	0	276,695	10,915	57,173	20,147	27,677
	외국선	12,721,547	9,211	151,693	2,781,680	92,519	155,121	69,814	285,967
	수출계	15,193,818	9,214	151,693	3,058,375	103,434	212,294	89,961	313,644
	연안	12,463,371	7,270	112,510	2,415,830	153,265	120,086	132,861	1,653,014
	총계	27,657,189	16,484	264,203	5,474,205	256,699	332,380	222,822	1,966,658
6	국적선	2,453,393	0	33	220,149	8,553	42,318	15,167	16,653
	외국선	14,297,110	6,248	187,826	2,311,294	137,258	124,259	93,063	245,891
	수출계	16,750,503	6,248	187,859	2,531,443	145,811	166,577	108,230	262,544
	연안	11,923,424	408	249,692	2,318,839	140,916	98,329	42,972	1,537,250
	총계	28,673,927	6,656	437,551	4,850,282	286,727	264,906	151,202	1,799,794
7	국적선	2,389,812	0	0	315,691	16,540	39,955	38,877	12,914
	외국선	12,795,360	126	84,501	2,997,844	137,899	150,763	53,014	383,081
	수출계	15,185,172	126	84,501	3,313,535	154,439	190,718	91,891	395,995
	연안	11,347,700	1,742	442,826	1,941,895	130,581	102,229	21,364	1,500,343
	총계	26,532,872	1,868	527,327	5,255,430	285,020	292,947	113,255	1,896,338
8	국적선	2,591,960	0	0	290,641	11,395	39,594	21,128	46
	외국선	12,135,980	71	91,232	3,014,949	77,906	113,863	149,974	290,490
	수출계	14,727,940	71	91,232	3,305,590	89,301	153,457	171,102	290,536
	연안	10,292,905	470	141,391	2,196,713	128,862	77,777	22,674	1,290,410
	총계	25,020,845	541	232,623	5,502,303	218,163	231,234	193,776	1,580,946
9	국적선	2,398,262	5,055	0	324,015	12,654	44,207	13,995	8,500
	외국선	13,143,284	10,831	132,390	2,917,604	128,268	133,112	76,464	96,141
	수출계	15,541,546	15,886	132,390	3,241,619	140,922	177,319	90,459	104,641
	연안	10,924,243	32,515	279,160	2,390,748	130,678	96,500	54,091	1,432,229
	총계	26,465,789	48,401	411,550	5,632,367	271,600	273,819	144,550	1,536,870
10	국적선	2,645,958	46	0	333,613	5,461	45,680	7,730	4,235
	외국선	13,944,822	57	98,840	2,602,868	137,859	129,612	99,821	120,435
	수출계	16,590,780	103	98,840	2,936,481	143,320	175,292	107,551	124,670
	연안	11,693,693	116,694	324,673	2,529,565	141,285	109,095	83,541	1,686,319
	총계	28,284,473	116,797	423,513	5,466,046	284,605	284,387	191,092	1,810,989
11	국적선	2,578,937	0	66	394,637	13,301	35,821	15,262	20,841
	외국선	13,052,051	68	44,121	2,394,786	133,711	127,122	74,105	169,401
	수출계	15,630,988	68	44,187	2,789,423	147,012	162,943	89,367	190,242
	연안	11,875,825	123,688	252,606	2,742,935	166,174	99,780	19,879	1,725,975
	총계	27,506,813	123,756	296,793	5,532,358	313,186	262,723	109,246	1,916,217
12	국적선	2,866,241	23	0	410,246	9,550	59,086	17,374	28,710
	외국선	12,084,418	59	0	2,188,724	133,374	142,097	56,445	289,992
	수출계	14,950,659	82	0	2,598,970	142,924	201,183	73,819	318,702
	연안	12,580,148	148,089	358,377	3,009,406	180,428	97,628	15,436	1,605,820
	총계	27,530,807	148,171	358,377	5,608,376	323,352	298,811	89,255	1,924,522

자료: 해운물류국

Total (Departure 6-3)

Unit:R/T

무연탄	유연탄	원목	목재, 목탄, 코르크	기타 광석	모래	조제식품, 음료	어패류, 갑각류
Anthracite	Bituminous Coal	Woods in the Rough	Wood and Articles of wood	Other Ores	Natural Sands	Prepared Foodstuffs	Fish, Crustaceans and Mollusks
49	0	163	13,187	14,666	0	27,000	16,259
32	0	4,960	62,889	49,340	69	66,310	34,744
81	0	5,123	76,076	64,006	69	93,310	51,003
0	165,052	0	1,100	901,173	5,017,833	25,116	505
81	165,052	5,123	77,176	965,179	5,017,902	118,426	51,508
0	0	359	8,709	15,517	5,000	21,202	10,669
178	65	423	53,586	45,780	69	88,223	16,040
178	65	782	62,295	61,297	5,069	109,425	26,709
0	163,890	0	168	896,535	4,693,189	21,987	200
178	163,955	782	62,463	957,832	4,698,258	131,412	26,909
0	0	153	6,597	28,067	0	19,676	7,361
44	0	753	45,865	38,224	71	83,326	17,070
44	0	906	52,462	66,291	71	103,002	24,431
0	107,738	0	0	850,606	4,503,450	19,844	62
44	107,738	906	52,462	916,897	4,503,521	122,846	24,493
0	0	29	5,761	15,426	0	10,838	5,971
90	0	23	40,662	29,048	59	41,753	13,533
90	0	52	46,423	44,474	69	52,591	19,504
606	108,529	0	8,555	863,776	3,902,589	19,860	0
696	108,529	52	54,978	908,250	3,902,658	72,451	19,504
0	71	0	7,108	18,053	0	6,659	4,759
177	18	237	43,190	47,813	46	56,694	18,541
177	89	237	50,298	65,866	46	63,353	23,300
0	94,097	0	8,487	936,538	3,818,726	19,961	0
177	94,186	237	58,785	1,002,404	3,818,772	83,314	23,500
23	0	324	3,328	13,531	0	6,552	4,242
0	0	127	47,312	50,139	26	48,331	16,577
23	0	451	50,640	63,670	26	54,883	20,819
2,068	51,639	0	7,644	904,862	4,021,651	25,528	242
2,091	51,639	451	58,284	968,532	4,021,677	80,411	21,061
0	20	38	5,294	7,202	0	9,166	5,068
13,665	0	2,914	53,661	53,396	0	33,582	16,138
13,665	20	2,952	58,955	60,598	0	42,748	21,206
1,542	42,848	0	860	965,295	3,991,066	35,223	321
15,207	42,868	2,952	59,815	1,025,893	3,991,066	77,971	21,527
0	0	72	11,601	18,676	0	12,335	5,078
452	0	214	76,844	50,322	0	47,628	12,425
452	0	286	88,445	68,998	0	59,963	17,503
2,077	60,992	0	4,154	877,287	4,400,794	37,574	435
2,529	60,992	286	92,599	946,285	4,400,794	97,537	17,938

Source: Shipping & Logistics Bureau

2. 화물 수송 (항·품목)

총괄 (출항 6-4)

단위:톤

연월 Year & Month	품목별 Items 내외항별 Ocean-Going & Coastal	철광석	비철금속, 제품	기계류, 부품	전자기기, 부품	차량, 그부품	항공기선박부품	고철	철강및그제품
		Iron Ores	Base Metal and Articles thereof	Machinery and Mechanical Appliances	Electrical Machinery and Parts thereof	Vehicles and Parts thereof	Aircraft, Ships and Floating Structures	Scrap	Iron Steel and Articles Thereof
1993	국적선	-	-	-	-	-	-	-	-
	외국선	-	-	-	-	-	-	-	-
	수출계	-	-	-	-	-	-	-	-
	연안	-	-	-	-	-	-	-	-
	총계	-	-	-	-	-	-	-	-
1994	국적선	3,211	593,516	572,175	1,175,246	1,368,616	5,151	25,012	4,687,531
	외국선	2,986	868,424	2,619,860	3,040,537	6,236,266	361,375	47,109	5,569,747
	수출계	6,197	1,461,940	3,192,035	4,215,783	7,604,882	366,526	72,121	10,257,278
	연안	112,996	18,180	163,270	11,926	447,001	660	62,610	5,864,103
	총계	119,193	1,480,120	3,355,305	4,227,709	8,051,883	367,186	134,731	16,121,381
1995	국적선	3,818	560,393	995,676	822,931	1,779,817	1,354	24,179	4,232,109
	외국선	6,407	866,803	3,058,705	3,499,090	8,972,457	532,365	47,925	6,715,471
	수출계	10,225	1,427,196	4,054,381	4,322,021	10,752,274	533,719	72,104	10,947,580
	연안	133,104	680	171,273	25,956	414,290	116	85,992	7,677,334
	총계	143,329	1,427,876	4,225,654	4,347,977	11,166,564	533,835	158,096	18,624,914
1996	국적선	966	304,176	893,440	957,635	2,252,482	7,116	23,481	4,040,517
	외국선	20,312	607,834	2,727,998	3,810,840	10,326,439	977,792	24,820	6,894,505
	수출계	21,278	912,010	3,621,438	4,768,475	12,578,921	984,908	48,301	10,935,022
	연안	256,534	3,417	251,534	169,159	423,649	2,397	7,524	6,750,459
	총계	277,812	915,427	3,872,972	4,937,634	13,002,570	987,305	55,825	17,685,481
1997	국적선	5,032	473,211	1,081,903	678,917	2,439,109	1,299	23,624	2,947,913
	외국선	8,465	1,096,969	2,944,717	4,488,625	11,510,156	291,787	53,503	8,998,759
	수출계	13,497	1,570,180	4,026,620	5,167,542	13,949,265	293,086	77,127	11,946,672
	연안	240,607	22,874	264,400	101,681	529,674	45	61,047	7,476,324
	총계	254,104	1,593,054	4,291,020	5,269,223	14,478,939	293,131	138,174	19,422,996
1998	국적선	3,884	587,395	1,606,226	1,882,074	2,643,333	74,325	31,558	4,520,130
	외국선	7,270	931,606	3,229,711	3,844,415	12,960,048	722,621	185,816	13,256,586
	수출계	11,154	1,519,001	4,835,937	5,726,489	15,603,381	796,946	217,374	17,776,716
	연안	127,460	6,884	254,346	14,029	225,885	240	128,857	8,677,675
	총계	138,614	1,525,885	5,090,283	5,740,518	15,829,266	797,186	346,231	26,454,391
1999	국적선	352	428,653	1,347,794	1,743,524	1,572,363	85,884	15,461	3,809,491
	외국선	14,447	897,693	3,305,879	3,705,726	15,770,353	849,643	107,331	10,662,868
	수출계	14,799	1,326,346	4,653,673	5,449,250	17,342,716	935,527	122,792	14,472,359
	연안	96,068	31,464	233,005	16,673	53,140	0	110,389	9,693,268
	총계	110,867	1,357,810	4,886,678	5,465,923	17,395,856	935,527	233,181	24,165,627

자료: 해운물류국

Cargo Transportation (Port · Goods)

Total (Departure 6-4)

Unit:R/T

육류	제분공업생산물	동식물성생산물	당류	화학공업생산물	플라스틱,고무	피혁류,그제품	방직용 섬유	기타
Meat	Products of The Milling Industry	Other Animal and Vegetable Products	Sugars	Products of The Chemical	Plastic,Rubber and Articles Thereof	Leather and Articles Thereof	Textiles and Textile Articles	Others
-	-	-	-	-	-	-	-	-
-	-	-	-	-	-	-	-	-
-	-	-	-	-	-	-	-	-
-	-	-	-	-	-	-	-	-
35,343	45,157	117,681	46,232	782,031	780,262	133,621	4,330,245	952,211
30,566	55,499	158,369	200,259	3,092,827	4,038,467	411,119	8,294,711	3,169,429
65,909	100,656	276,050	246,491	3,874,858	4,818,729	544,740	12,624,956	4,121,640
0	312,624	495,885	0	7,868,311	77,258	5,173	620,416	1,478,116
65,909	413,280	771,935	246,491	11,743,169	4,895,987	549,913	13,245,372	5,599,756
21,061	23,452	74,141	30,752	1,074,189	567,823	90,563	4,246,518	1,015,518
11,380	60,048	271,237	239,131	3,974,099	3,943,885	371,443	10,619,377	4,347,235
32,441	83,500	345,378	269,883	5,048,288	4,511,708	462,006	14,865,895	5,362,753
12,000	212,701	403,949	0	3,496,089	55,125	29	64,255	2,613,016
44,441	296,201	749,327	269,883	8,544,377	4,566,833	462,035	14,930,150	7,975,769
7,477	19,332	60,445	37,349	1,115,871	721,910	67,110	5,176,555	1,521,124
17,665	53,152	183,529	242,808	3,991,418	4,206,963	292,918	11,657,423	4,481,344
25,142	72,484	243,974	280,157	5,107,289	4,928,873	360,028	16,833,978	6,002,468
400	3,162	398,771	980	2,925,296	303,272	0	225,504	4,174,559
25,542	75,646	642,745	281,137	8,032,585	5,232,145	360,028	17,059,482	10,177,027
3,412	36,002	69,914	33,769	1,544,628	657,713	57,300	5,852,850	1,486,733
8,485	77,262	240,518	249,987	5,453,738	4,178,199	466,670	13,100,349	5,696,873
11,897	113,264	310,432	283,756	6,998,366	4,835,912	523,970	18,953,199	7,183,606
0	5,815	575,510	1,137	2,385,962	74,501	0	30,779	4,171,021
11,897	119,079	885,942	284,893	9,384,328	4,910,413	523,970	18,983,978	11,354,627
8,151	54,944	194,655	32,882	2,363,527	1,132,203	109,223	6,376,971	1,774,587
10,050	70,766	429,677	249,281	5,389,354	4,288,661	417,645	15,870,402	5,534,116
18,201	125,710	624,332	282,163	7,752,881	5,420,864	526,868	22,247,373	7,308,703
0	10,900	532,681	0	2,185,007	465,474	10,598	15,638	4,721,276
18,201	136,610	1,157,013	282,163	9,937,888	5,886,338	537,466	22,263,011	12,029,979
6,816	44,027	129,009	22,069	2,027,327	980,832	78,958	5,257,602	1,177,291
12,237	72,913	908,628	72,788	6,941,196	4,363,663	400,087	19,857,046	7,928,675
19,053	116,940	1,037,637	94,857	8,968,523	5,344,495	479,045	25,114,648	9,105,966
0	0	534,459	0	3,230,309	391,125	260	60,867	5,378,489
19,053	116,940	1,572,096	94,857	12,198,832	5,735,620	479,305	25,175,515	14,484,455

총괄 (출항 6-5)

단위:톤

연월 Year & Month	품목별 Items 내외항별 Ocean-Going & Coastal	철광석	비철금속, 제품	기계류, 부품	전자기기, 부품	차량, 그부품	항공기선박부품	고철	철강및그제품
		Iron Ores	Base Metal and Articles thereof	Machinery and Mechanical Appliances	Electrical Machinery and Parts thereof	Vehicles and Parts thereof	Aircraft, Ships and Floating Structures	Scrap	Iron Steel and Articles Thereof
2000	국적선	2,118	387,198	1,102,793	1,325,956	733,279	50,194	18,997	4,575,759
	외국선	10,305	874,801	2,896,213	3,696,647	18,508,395	841,758	46,569	9,903,066
	수출계	12,423	1,261,999	3,999,006	5,022,603	19,241,674	891,952	65,566	14,478,825
	연안	26,662	5,355	171,690	16,912	75,863	130	62,713	10,209,199
	총계	39,085	1,267,354	4,170,696	5,039,515	19,317,537	892,082	128,279	24,688,024
2001	국적선	37,002	449,914	1,915,629	1,087,926	887,067	7,121	15,833	4,216,032
	외국선	48,899	1,308,521	4,592,892	5,978,752	17,708,184	1,062,188	50,314	10,549,021
	수출계	85,901	1,758,435	6,508,521	7,066,678	18,595,251	1,069,309	66,147	14,765,053
	연안	5,140	20,302	176,601	148,609	160,930	2,339	212,959	11,482,065
	총계	91,041	1,778,737	6,685,122	7,215,287	18,756,181	1,071,648	279,106	26,247,118
2002	국적선	24,170	422,710	2,524,948	1,215,108	994,253	170	11,496	4,162,521
	외국선	14,815	1,182,981	5,345,082	6,471,465	19,182,433	1,439,333	53,464	9,757,914
	수출계	38,985	1,605,691	7,870,030	7,686,573	20,176,686	1,439,503	64,960	13,920,435
	연안	37,775	44,298	1,150,902	126,881	158,222	101	37,802	11,127,191
	총계	76,760	1,649,989	9,020,932	7,813,454	20,334,908	1,439,604	102,762	25,047,626
1	국적선	0	34,737	218,409	71,969	117,859	10	87	406,769
	외국선	154	81,918	376,901	515,776	1,516,074	120,371	4,691	863,911
	수출계	154	116,655	595,310	587,745	1,633,933	120,381	4,778	1,270,680
	연안	4,274	4,012	21,162	13,545	27,022	0	0	994,982
	총계	4,428	120,667	616,472	601,290	1,660,955	120,381	4,778	2,265,662
2	국적선	5,990	26,104	201,793	60,314	12,319	63	92	298,125
	외국선	0	77,179	394,437	512,852	1,217,916	94,523	1,323	751,128
	수출계	5,990	103,283	596,230	573,166	1,230,235	94,586	1,415	1,049,253
	연안	2,388	1,346	14,959	11,275	28,675	0	6,030	882,008
	총계	8,378	104,629	611,189	584,441	1,258,910	94,586	7,445	1,931,261
3	국적선	6,160	24,432	214,711	99,863	131,753	0	39	332,803
	외국선	0	107,630	479,912	523,346	1,493,478	135,480	6,897	879,197
	수출계	6,160	132,062	694,623	623,209	1,625,231	135,480	6,936	1,212,000
	연안	2,028	2,416	15,119	13,690	20,435	0	1,200	992,602
	총계	8,188	134,478	709,742	636,899	1,645,666	135,480	8,136	2,204,602
4	국적선	0	27,812	229,553	86,994	51,994	0	1,847	322,019
	외국선	446	88,592	395,344	651,256	1,662,559	129,691	2,318	1,053,644
	수출계	446	116,404	624,897	738,250	1,714,553	129,691	4,165	1,375,663
	연안	1,515	400	923,585	12,800	8,770	0	1,050	947,316
	총계	1,961	116,804	1,548,482	751,050	1,723,323	129,691	5,215	2,322,979

자료: 해운물류국

Total (Departure 6-5)

Unit:R/T

육류	제분공업생산물	동식물성생산물	당류	화학공업생산물	플라스틱, 고무	피혁류, 그제품	방직용 섬유	기타
Meat	Products of The Milling Industry	Other Animal and Vegetable Products	Sugars	Products of The Chemical	Plastic, Rubber and Articles Thereof	Leather and Articles Thereof	Textiles and Textile Articles	Others
939	29,934	74,986	8,799	2,387,843	683,313	46,782	6,412,051	1,351,638
28,933	78,156	573,588	70,082	8,977,942	4,122,363	415,462	21,242,332	5,939,920
29,872	108,090	648,574	78,881	11,365,785	4,805,676	462,244	27,654,383	7,291,558
2,654	1,469	458,497	0	3,098,798	107,210	0	64,054	5,395,462
32,526	109,559	1,107,071	78,881	14,464,583	4,912,886	462,244	27,718,437	12,687,020
6,165	101,967	83,359	2,276	2,917,512	1,089,956	35,441	7,846,633	3,298,811
71,403	291,196	662,219	68,566	8,505,250	5,047,213	553,382	30,211,271	13,144,312
77,568	393,163	745,578	70,842	11,422,762	6,137,169	588,823	38,057,904	16,443,123
60	51	474,900	0	2,689,455	62,872	250	78,222	5,746,545
77,628	393,214	1,220,478	70,842	14,112,217	6,200,041	589,073	38,136,126	22,189,668
16,079	50,478	74,592	17,851	2,644,974	1,845,892	22,797	10,278,024	392,818
102,197	263,278	1,289,225	71,680	7,044,212	6,962,062	570,832	41,099,006	7,680,169
118,276	313,756	1,363,817	89,531	9,689,186	8,807,954	593,629	51,377,030	8,072,987
85	0	445,468	0	2,518,179	68,974	500	84,170	5,777,688
118,361	313,756	1,809,285	89,531	12,207,365	8,876,928	594,129	51,461,200	13,850,675
1,582	9,832	3,460	73	197,702	151,650	1,766	749,075	44,446
3,034	28,824	65,335	12,033	516,092	512,993	42,289	2,794,912	451,800
4,616	38,656	68,795	12,106	713,794	664,643	44,055	3,543,987	496,246
0	0	108,149	0	240,205	8,009	500	6,609	460,763
4,616	38,656	176,944	12,106	953,999	672,652	44,555	3,550,596	957,009
1,279	9,087	4,016	50	158,246	148,062	3,149	701,904	49,568
3,608	17,077	55,676	13,932	512,278	471,648	38,722	2,466,880	395,509
4,887	26,164	59,692	13,982	670,524	619,710	41,871	3,168,784	445,077
0	0	70,927	0	233,701	6,882	0	4,987	403,645
4,887	26,164	130,619	13,982	904,225	626,592	41,871	3,173,771	848,722
2,103	10,612	7,163	251	238,635	177,730	2,956	943,221	26,253
11,277	36,044	196,802	9,940	640,612	535,109	52,820	3,085,573	455,874
13,380	46,656	203,965	10,191	879,247	712,839	55,776	4,028,794	482,127
60	0	32,937	0	226,866	3,936	0	7,048	477,788
13,440	46,656	236,902	10,191	1,106,113	716,775	55,776	4,035,842	959,915
2,786	4,263	7,238	218	242,460	181,391	3,292	870,681	25,458
2,954	31,005	228,075	5,024	612,344	512,364	44,891	2,986,506	426,348
5,740	35,268	235,313	5,242	854,804	693,755	48,183	3,857,187	451,806
0	0	15,563	0	230,572	2,227	0	5,963	495,093
5,740	35,268	250,876	5,242	1,085,376	695,982	48,183	3,863,150	946,899

Source: Shipping & Logistics Bureau

총괄 (출항 6-6)

단위:톤

연월 Year & Month	품목별 Items 내외항별 Ocean-Going & Coastal	철광석	비철금속, 제품	기계류, 부품	전자기기, 부품	차량, 그부품	항공기선박부품	고철	철강및그제품
		Iron Ores	Base Metal and Articles thereof	Machinery and Mechanical Appliances	Electrical Machinery and Parts thereof	Vehicles and Parts thereof	Aircraft, Ships and Floating Structures	Scrap	Iron Steel and Articles Thereof
5	국적선	0	32,152	223,769	109,213	58,719	0	64	321,809
	외국선	3,007	76,421	410,939	525,928	1,690,163	148,799	6,894	827,396
	수출계	3,007	108,573	634,708	635,141	1,748,882	148,799	6,958	1,149,205
	연안	1,466	1,151	19,868	10,845	9,739	0	200	945,765
	총계	4,473	109,724	654,576	645,986	1,758,621	148,799	7,158	2,094,970
6	국적선	0	29,031	197,751	90,357	153,913	0	0	329,510
	외국선	0	72,470	388,629	469,139	1,171,345	216,006	2,768	807,570
	수출계	0	101,501	586,380	559,496	1,325,258	216,006	2,768	1,137,080
	연안	1,454	2,849	19,357	9,216	11,116	100	2,953	967,747
	총계	1,454	104,350	605,737	568,712	1,336,374	216,106	5,721	2,104,827
7	국적선	0	31,348	193,174	117,130	14,984	0	0	329,401
	외국선	0	77,395	463,456	483,490	1,532,372	140,251	3,967	830,681
	수출계	0	108,743	656,630	600,620	1,547,356	140,251	3,967	1,160,082
	연안	3,918	4,303	20,137	8,364	2,987	0	1	958,417
	총계	3,918	113,046	676,767	608,984	1,550,343	140,251	3,968	2,118,499
8	국적선	5,960	42,063	182,889	128,414	33,715	82	4,048	354,003
	외국선	25	132,143	408,180	417,671	1,378,839	87,958	3,855	693,602
	수출계	5,985	174,206	591,069	546,085	1,412,554	88,040	7,903	1,047,605
	연안	3,010	7,342	22,466	8,700	2,211	1	77	809,393
	총계	8,995	181,548	613,535	554,785	1,414,765	88,041	7,980	1,856,998
9	국적선	0	40,021	203,013	115,224	74,017	0	414	326,440
	외국선	1,103	118,941	576,209	810,259	1,851,843	82,349	6,646	756,685
	수출계	1,103	158,962	779,222	925,483	1,925,860	82,349	7,060	1,083,125
	연안	3,518	2,394	20,432	9,295	2,771	0	0	885,332
	총계	4,621	161,356	799,654	934,778	1,928,631	82,349	7,060	1,968,457
10	국적선	6,060	46,736	218,237	134,437	64,932	0	98	358,502
	외국선	550	180,329	599,436	463,515	2,170,800	106,041	6,682	858,330
	수출계	6,610	227,065	817,673	597,952	2,235,732	106,041	6,780	1,216,832
	연안	4,719	6,337	20,719	9,890	3,670	0	6,614	965,202
	총계	11,329	233,402	838,392	607,842	2,239,402	106,041	13,394	2,182,034
11	국적선	0	44,800	220,067	85,784	93,602	15	2,312	397,063
	외국선	7,466	92,747	450,234	582,750	1,668,725	90,529	3,116	665,288
	수출계	7,466	137,547	670,301	668,534	1,762,327	90,544	5,428	1,062,351
	연안	4,547	4,649	20,397	9,376	8,595	0	4,555	855,191
	총계	12,013	142,196	690,698	677,910	1,770,922	90,544	9,983	1,917,542
12	국적선	0	43,474	221,582	115,409	186,446	0	2,495	386,077
	외국선	2,064	77,216	401,405	515,483	1,828,319	87,335	4,307	770,482
	수출계	2,064	120,690	622,987	630,892	2,014,765	87,335	6,802	1,156,559
	연안	4,938	7,099	32,701	9,885	32,231	0	15,122	923,236
	총계	7,002	127,789	655,688	640,777	2,046,996	87,335	21,924	2,079,795

자료: 해운물류국

Total (Departure 6-6)

Unit:R/T

육류	제분공업생산물	동식물성생산물	당류	화학공업생산물	플라스틱, 고무	피혁류, 그제품	방직용 섬유	기타
Meat	Products of The Milling Industry	Other Animal and Vegetable Products	Sugars	Products of The Chemical	Plastic, Rubber and Articles Thereof	Leather and Articles Thereof	Textiles and Textile Articles	Others
3,548	2,467	16,306	310	233,933	137,236	2,223	847,361	19,227
7,231	42,724	230,612	1,253	537,087	731,632	47,272	3,225,868	443,972
10,779	45,191	246,918	1,563	771,020	868,868	49,495	4,073,229	463,199
0	0	15,833	0	214,819	5,083	0	4,881	528,106
10,779	45,191	262,751	1,563	985,839	873,951	49,495	4,078,110	991,305
1,299	1,434	9,164	176	214,730	134,183	1,141	900,162	26,213
6,985	37,159	208,589	6,951	703,862	906,838	40,419	3,272,522	2,675,655
8,284	38,593	217,753	7,127	918,592	1,041,021	41,560	4,172,684	2,701,868
25	0	11,944	0	225,204	5,962	0	4,207	496,915
8,309	38,593	229,697	7,127	1,143,796	1,046,983	41,560	4,176,891	3,198,783
218	3,661	4,795	602	211,485	154,912	2,369	819,302	20,600
5,197	25,278	79,662	956	568,149	530,369	44,917	3,565,071	451,568
5,415	28,939	84,457	1,558	779,634	685,281	47,286	4,384,373	472,168
0	0	6,519	0	194,877	3,263	0	8,594	513,640
5,415	28,939	90,976	1,558	974,511	688,544	47,286	4,392,967	985,808
71	7,182	3,305	2,999	260,969	164,759	1,015	978,436	21,221
2,131	37,706	55,646	12,961	566,221	557,553	43,538	3,434,790	439,498
2,202	44,888	58,951	15,960	827,190	722,312	44,553	4,413,226	460,719
0	0	5,476	0	166,810	5,325	0	9,737	490,145
2,202	44,888	64,427	15,960	994,000	727,637	44,553	4,422,963	950,864
706	1,404	5,358	525	210,248	162,448	1,078	778,430	33,860
4,053	2,644	39,734	1,112	618,097	452,830	47,423	3,629,525	482,305
4,759	4,048	45,092	1,637	828,345	615,278	48,501	4,407,955	516,165
0	0	3,817	0	199,541	4,099	0	2,729	496,585
4,759	4,048	48,909	1,637	1,027,886	619,377	48,501	4,410,684	1,012,750
80	279	5,444	7,231	235,014	171,756	1,206	943,130	28,051
12,683	841	48,343	1,044	564,621	557,915	50,701	4,380,505	590,482
12,763	1,120	53,787	8,275	799,635	729,671	51,907	5,323,635	618,533
0	0	24,189	0	168,664	4,898	0	11,341	462,644
12,763	1,120	77,976	8,275	968,299	734,569	51,907	5,334,976	1,081,177
1,816	172	4,539	273	215,845	129,796	945	829,044	46,148
20,910	1,028	30,348	380	594,150	607,066	79,141	4,604,094	437,409
22,726	1,200	34,887	653	809,995	736,862	80,086	5,433,138	483,557
0	0	68,440	0	217,286	15,187	0	11,988	487,422
22,726	1,200	103,327	653	1,027,281	752,049	80,086	5,445,126	970,979
591	85	3,804	5,143	225,707	131,969	1,657	917,278	51,773
22,134	2,948	50,403	6,094	610,699	585,745	38,699	3,652,760	429,749
22,725	3,033	54,207	11,237	836,406	717,714	40,356	4,570,038	481,522
0	0	81,674	0	199,634	4,103	0	6,086	464,942
22,725	3,033	135,881	11,237	1,036,040	721,817	40,356	4,576,124	946,464

Source: Shipping & Logistics Bureau

3. 수출입 화물 수송 Export and Import Cargo Transportation

단위:톤

지역별 Districts	품목 Items	수 입							
	국적별 Flag	합 계 Total	양 곡 Cereals	원유(역청류), 석유 Crude Petroleum Oils	석유정제품 Product of Petroleum Oils	석유가스 및 기타가스류 Petroleum Gases and Other Gases	동물성유지류 Animal or Vegetable Fats and Oils	비료 Fertilizers	시멘트 Cement
합 계	계	435,426,610	11,492,721	106,004,908	32,901,594	39,309,079	1,174,579	1,266,025	1,315,743
	국적선	87,263,077	1,836,889	11,124,675	1,588,374	213,609	133,413	254,728	413,384
	외국선	348,163,533	9,655,832	94,880,233	31,313,220	39,095,470	1,041,166	1,011,297	902,359
일 본	계	22,626,591	1,780	56,130	2,008,571	778,249	5,238	6,340	325,065
	국적선	9,840,156	211	0	830,975	89,931	359	1,064	117,349
	외국선	12,786,435	1,569	56,130	1,177,596	688,318	4,879	5,276	207,716
국 해	계	93,195,601	5,225,540	880,749	4,874,154	764,512	155,338	355,883	989,758
	국적선	18,501,622	422,195	697	685,181	1,826	35,558	42,492	295,884
	외국선	74,693,979	4,803,345	880,052	4,188,973	762,686	119,780	313,391	693,874
동남아	계	49,923,526	48,584	9,590,098	5,139,674	15,093,274	284,469	180,032	837
	국적선	3,980,581	4,576	1,057,395	65,222	6,135	52,316	6,397	151
	외국선	45,942,945	44,008	8,532,703	5,074,452	15,087,139	232,153	173,635	686
서남아	계	6,372,550	178,924	90,201	1,441,126	7,913	237,651	932	0
	국적선	1,158,771	0	0	4,896	0	0	886	0
	외국선	5,213,779	178,924	90,201	1,436,230	7,913	237,651	46	0
중 동	계	119,186,551	0	80,903,088	16,167,399	20,465,917	76,939	67,278	0
	국적선	9,013,932	0	8,859,360	1,002	115,717	0	0	0
	외국선	110,172,619	0	72,043,728	16,166,397	20,350,200	76,939	67,278	0
유 럽	계	13,785,905	238,675	3,897,138	1,033,391	55,776	10,577	3,097	0
	국적선	992,466	6,841	0	1,098	0	0	2,855	0
	외국선	12,793,439	231,834	3,897,138	1,032,293	55,776	10,577	242	0
아프리카	계	9,938,275	861	4,490,029	1,059,573	795,194	45,541	58,688	0
	국적선	458,784	0	0	0	0	0	0	0
	외국선	9,479,491	861	4,490,029	1,059,573	795,194	45,541	58,688	0
북미주	계	26,122,937	2,675,374	56,975	696,096	272,284	213,000	580,542	83
	국적선	6,093,004	1,208,716	0	0	0	45,180	201,034	0
	외국선	20,029,933	1,466,658	56,975	696,096	272,284	167,820	379,508	83
중 미	계	1,245,977	0	0	0	0	9,577	36	0
	국적선	70,716	0	0	0	0	0	0	0
	외국선	1,175,261	0	0	0	0	9,577	36	0
남 미	계	20,939,813	1,785,093	2,034,132	97,202	36,375	107,386	4,017	0
	국적선	5,403,141	0	0	0	0	0	0	0
	외국선	15,536,672	1,785,093	2,034,132	97,202	36,375	107,386	4,017	0
대양	계	71,828,741	1,319,889	4,006,368	379,427	1,037,582	27,900	9,180	0
	국적선	31,659,966	194,350	1,207,223	0	0	0	0	0
	외국선	40,168,775	1,125,539	2,799,145	379,427	1,037,582	27,900	9,180	0
기 타	계	260,143	18,001	0	4,981	2,003	963	0	0
	국적선	89,938	0	0	0	0	0	0	0
	외국선	170,205	18,001	0	4,981	2,003	963	0	0

주: 국적선수송실적에 국적취득조건부나용선 수송실적이 포함되었음
 자료: 해운물류국

(지 역 4 - 1)
(Area)

Unit:R/T

import

무 연 탄 Anthracite	유 연 탄 Bituminous Coal	원 목 Woods in the Rough	목재, 목탄 코르크 등 Wood and Articles of wood	기타광석 및 생산품 Other Ores	모 래 Natural Sands	조제식품 음류, 주류 등 Prepared Foodstuffs	어패류, 갑각류 등 Fish, Crustaceans and Mollusks	철 광 석 Iron Ores
6,260,160	63,776,647	6,832,417	6,373,140	14,057,772	553,439	5,099,107	10,843,610	41,185,310
2,832,360	28,402,956	392,135	775,820	864,133	46,812	908,652	255,979	22,153,787
3,427,800	35,373,691	6,440,282	5,597,320	13,193,639	506,627	4,190,455	10,587,631	19,031,523
3,050	32,920	1,132	93,025	1,927,232	8,836	55,035	58,688	14,733
1,650	0	794	53,103	248,523	6,836	13,614	21,706	0
1,400	32,920	338	39,922	1,678,709	2,000	41,421	36,982	14,733
4,646,208	26,598,396	941,255	1,421,444	3,684,288	226,024	2,211,301	10,113,084	148,321
1,838,299	10,300,259	0	96,325	326,181	33,976	586,001	53,372	484
2,807,909	16,298,137	941,255	1,325,119	3,358,107	192,048	1,625,300	10,059,712	147,837
222,848	6,097,528	160,562	2,155,606	1,356,694	20,150	465,580	43,989	1,020,089
0	1,689,695	52,390	205,703	50,861	6,000	58,487	17,549	0
222,848	4,407,833	108,172	1,949,903	1,305,833	14,150	407,093	26,440	1,020,089
159,922	0	43	96,491	77,820	88	309,270	2,139	2,071,817
0	0	0	3,348	281	0	32,184	1,458	955,664
159,922	0	43	93,143	77,539	88	277,086	681	1,116,153
0	0	5,958	19,479	53,280	33,000	9,914	4,284	0
0	0	0	1,344	0	0	33	4,035	0
0	0	5,958	18,135	53,280	33,000	9,881	249	0
0	0	363,848	204,036	300,505	59	207,824	82,302	204,277
0	0	0	50,726	9,371	0	44,730	15,775	0
0	0	363,848	153,310	291,134	59	163,094	66,527	204,277
1,916	0	13,854	39,494	680,224	0	79,564	20,174	887,111
0	0	0	0	44,080	0	0	2,801	371,400
1,916	0	13,854	39,494	636,144	0	79,564	17,373	515,711
447	4,681,274	511,173	1,696,891	1,027,766	35	1,114,819	84,598	782,843
0	3,176,158	25,180	353,988	2,019	0	138,367	1,163	0
447	1,505,116	485,993	1,342,903	1,025,747	35	976,452	83,435	782,843
0	0	0	12,392	460,014	0	179,121	1,047	0
0	0	0	0	0	0	35,000	0	0
0	0	0	12,392	460,014	0	144,121	1,047	0
489,638	376,648	195,097	185,545	1,336,518	0	421,413	131,036	10,218,399
489,536	178,395	63,055	0	86,256	0	0	0	4,580,073
102	198,253	132,042	185,545	1,250,262	0	421,413	131,036	5,638,326
736,131	25,989,881	4,637,499	448,737	3,153,431	265,247	45,266	96,366	25,837,720
502,875	13,058,449	250,716	11,283	96,561	0	236	48,422	16,246,166
233,256	12,931,432	4,386,783	437,454	3,056,870	265,247	45,030	47,944	9,591,554
0	0	1,996	0	0	0	0	205,903	0
0	0	0	0	0	0	0	89,698	0
0	0	1,996	0	0	0	0	116,205	0

Note: Transportation by Korean flags include transportation by BBC/HP
Source : Shipping & Logistics Bureau

3. 수출입 화물 수송

Export and Import Cargo Transportation

단위:톤

지역별 Districts	품목 Items	수 입						
		비철금속 및 그제품 Base Metal and Articles thereof	기 계 류 및 그 부품 Machinery and Mechanical Appliances	전기 기계 및 그 부품 Electrical Machinery and Parts thereof	차 량 및 그 부품 Vehicles and Parts thereof	항공기, 선박 및 그 부품 Aircraft, Ships and Floating Structures	고 철 Scrap	철 강 및 그 부품 Iron, Steel and Articles Thereof
합 계	계	2,270,898	5,636,204	1,635,274	768,259	912,670	5,699,345	17,533,687
	국적선	395,585	2,430,875	122,837	191,369	2,065	596,998	5,075,664
	외국선	1,875,313	3,205,329	1,512,437	576,890	910,605	5,102,347	12,458,023
일 본	계	437,659	2,634,096	52,476	188,535	4,296	1,542,228	9,014,810
	국적선	212,557	1,515,390	40,454	133,374	1,656	464,896	4,191,000
	외국선	225,102	1,118,706	12,022	55,161	2,640	1,077,332	4,823,810
국 동	계	784,470	1,938,638	518,029	181,479	423,924	733,614	3,507,736
	국적선	117,994	636,436	32,303	35,175	0	17,783	718,712
	외국선	666,476	1,302,202	485,726	146,304	423,924	715,831	2,789,024
동남아	계	118,647	728,001	325,543	16,619	314,660	109,832	387,513
	국적선	13,304	156,504	30,068	2,097	0	0	21,066
	외국선	105,343	571,497	295,475	14,522	314,660	109,832	366,447
서남아	계	6,541	30,013	22,865	6,046	24,404	60	141,765
	국적선	2,533	5,086	2,765	3,409	38	60	3,078
	외국선	4,008	24,927	20,100	2,637	24,366	0	138,687
중 동	계	3,487	2,636	12,070	907	11,438	196	18,695
	국적선	120	5	4,424	44	0	0	0
	외국선	3,367	2,631	7,646	863	11,438	196	18,695
유 럽	계	186,511	169,905	505,223	285,917	50,743	1,015,480	1,188,897
	국적선	30,928	113,337	12,667	17,270	104	0	97,238
	외국선	155,583	56,568	492,556	268,647	50,639	1,015,480	1,091,659
아프리카	계	79,116	42,148	4,139	2,068	2,619	225,420	496,084
	국적선	0	0	77	0	0	25,366	12,610
	외국선	79,116	42,148	4,062	2,068	2,619	200,054	483,474
북미주	계	199,832	59,082	171,105	43,525	77,581	1,945,686	517,109
	국적선	18,149	4,117	1	0	206	87,215	26,536
	외국선	181,683	54,965	171,104	43,525	77,375	1,858,471	490,573
중 미	계	15,273	309	4,684	3,387	1,328	37,450	22
	국적선	0	0	0	0	61	0	0
	외국선	15,273	309	4,684	3,387	1,267	37,450	22
남 미	계	159,963	9,144	0	32,134	1,677	19	1,701,570
	국적선	0	0	0	0	0	0	5,247
	외국선	159,963	9,144	0	32,134	1,677	19	1,696,323
대양	계	279,399	22,232	19,140	7,642	0	89,360	559,486
	국적선	0	0	78	0	0	1,678	177
	외국선	279,399	22,232	19,062	7,642	0	87,682	559,309
기 타	계	0	0	0	0	0	0	0
	국적선	0	0	0	0	0	0	0
	외국선	0	0	0	0	0	0	0

(지 역 4 - 2)
(Area)

Unit:R/T

import								
육 류 Meat	제분공업생산품 Products of The Milling industry	기타동식물성 생산품 Other Animal and Vegetable Products	당 류 Sugars	화학공업생산품 Products of The Chemical	플라스틱, 고무 및 그 제품 Plastic, Rubber and Articles Thereof	피혁류 및 그 제품 Leather and Articles Thereof	방직용 섬유 및 그 제품 Textiles and Textile Articles	기 타 Others
178,898	558,067	6,163,274	1,956,457	9,315,783	1,505,871	630,403	26,432,962	5,782,307
25,396	61,961	214,939	93,394	1,217,990	364,537	15,189	3,888,538	368,034
153,502	496,106	5,948,335	1,863,063	8,097,793	1,141,334	615,214	22,544,424	5,414,273
4,272	11,378	26,760	545	1,702,536	298,724	2,778	1,277,336	52,138
656	4,839	7,248	1	753,352	169,715	2,017	925,412	31,474
3,616	6,539	19,512	544	949,184	129,009	761	351,924	20,664
13,472	188,638	1,840,080	56,114	1,249,108	654,148	578,278	15,092,963	2,198,655
4,264	21,464	128,606	10,300	182,796	146,164	747	1,586,911	143,237
9,208	167,174	1,711,474	45,814	1,066,312	507,984	577,531	13,506,052	2,055,418
3,256	66,108	716,852	687,620	893,038	240,033	2,839	2,922,714	510,237
515	329	15,987	16,218	63,875	30,930	371	333,016	23,424
2,741	65,779	700,865	671,402	829,163	209,103	2,468	2,589,698	486,813
762	107,481	571,910	52,881	111,581	4,058	5,193	482,332	130,321
115	17,526	11,480	0	13,551	1,674	36	96,352	2,351
647	89,955	560,430	52,881	98,030	2,384	5,157	385,980	127,970
1,319	651	78,746	22,514	984,469	8,073	0	168,943	65,871
1,058	360	5,877	0	709	0	0	19,795	49
261	291	72,869	22,514	983,760	8,073	0	149,148	65,822
64,790	155,312	385,910	653	547,930	100,741	5,606	1,833,349	687,433
11,487	14,153	28,333	127	193,795	12,643	4,616	228,531	95,841
53,303	141,159	357,577	526	354,135	88,098	990	1,604,818	591,592
57	1,852	148,689	196,080	162,287	6,153	660	112,751	285,929
0	0	626	0	71	79	18	1,370	286
57	1,852	148,063	196,080	162,216	6,074	642	111,381	285,643
43,856	12,530	1,532,404	494	2,232,944	176,330	33,776	3,653,829	1,028,654
7,301	3,290	16,403	0	8,084	3,332	7,287	688,255	71,023
36,555	9,240	1,516,001	494	2,224,860	172,998	26,489	2,965,574	957,631
2,103	102	21,066	349,240	15,890	4,108	28	80,535	48,265
0	0	173	34,240	0	0	0	1,242	0
2,103	102	20,893	315,000	15,890	4,108	28	79,293	48,265
22	7,662	653,545	41,162	447,688	5,709	980	264,311	195,728
0	0	62	108	64	0	97	139	109
22	7,662	653,483	41,054	447,624	5,709	883	264,172	195,619
44,989	6,353	168,722	549,154	960,859	7,794	265	543,888	578,834
0	0	144	32,400	1,693	0	0	7,515	0
44,989	6,353	168,578	516,754	959,166	7,794	265	536,373	578,834
0	0	18,590	0	7,453	0	0	11	242
0	0	0	0	0	0	0	0	240
0	0	18,590	0	7,453	0	0	11	2

3. 수출입 화물 수송

Export and Import Cargo Transportation

단위:톤

지역별 Districts	품목 Items	수 출							
		합계 Total	양곡 Cereals	원유(역청류), 석유 Crude Petroleum Oils	석유정제품 Product of Petroleum Oils	석유가스 및 기타가스류 Petroleum Gases and Other Gases	동물성유지류 Animal or Vegetable Fats and Oils	비료 Fertilizers	시멘트 Cement
국적별 Flag									
합계	계	152,741,778	29,783	1,323,980	35,385,687	1,649,824	2,055,424	1,165,292	3,386,013
	국적선	25,438,030	5,718	0	3,788,255	189,962	518,896	196,063	233,285
	외국선	127,303,748	24,065	1,323,980	31,597,432	1,459,862	1,536,528	969,229	3,152,728
일본	계	24,593,317	599	196,902	12,540,411	231,613	513,929	49,381	788,810
	국적선	7,812,706	461	0	1,762,273	7,951	147,308	5,452	233,285
	외국선	16,780,611	138	196,902	10,778,138	223,662	366,621	43,929	555,525
중국	계	47,612,955	5,474	569,797	13,139,954	1,173,152	810,887	107,711	112,301
	국적선	8,823,705	5,231	0	1,962,747	176,647	171,153	40,702	0
	외국선	38,789,250	243	569,797	11,177,207	996,505	639,734	67,009	112,301
동남아	계	21,448,643	1,412	44,034	5,363,964	166,583	722,658	926,548	75,021
	국적선	2,453,298	26	0	53,219	5,085	200,415	128,453	0
	외국선	18,995,345	1,386	44,034	5,310,745	161,498	522,243	798,095	75,021
서남아	계	2,282,397	2,602	0	203,090	0	1,144	29,260	100,200
	국적선	164,534	0	0	536	0	0	62	0
	외국선	2,117,863	2,602	0	202,554	0	1,144	29,198	100,200
중동	계	6,270,235	1,325	0	751	2,782	0	510	0
	국적선	468,831	0	0	110	11	0	113	0
	외국선	5,801,404	1,325	0	641	2,771	0	397	0
유럽	계	12,322,579	12,954	0	507,862	0	2,369	8,896	0
	국적선	1,955,376	0	0	3,148	0	20	8,675	0
	외국선	10,367,203	12,954	0	504,714	0	2,349	221	0
아프리카	계	3,033,497	725	0	34,653	36,260	1,393	371	599,610
	국적선	98,935	0	0	0	0	0	0	0
	외국선	2,934,562	725	0	34,653	36,260	1,393	371	599,610
북미주	계	26,405,314	108	513,247	2,394,029	33,935	3,001	21,306	1,708,771
	국적선	3,488,349	0	0	0	268	0	1,606	0
	외국선	22,916,965	108	513,247	2,394,029	33,667	3,001	19,700	1,708,771
중미	계	2,693,069	111	0	0	123	0	2,726	0
	국적선	74,121	0	0	0	0	0	0	0
	외국선	2,618,948	111	0	0	123	0	2,726	0
남미	계	2,632,482	0	0	488,661	5,374	0	2,828	0
	국적선	65,275	0	0	0	0	0	0	0
	외국선	2,567,207	0	0	488,661	5,374	0	2,828	0
대양	계	3,337,186	4,473	0	712,299	2	43	15,755	1,300
	국적선	32,664	0	0	6,222	0	0	11,000	0
	외국선	3,304,522	4,473	0	706,077	2	43	4,755	1,300
기타	계	110,104	0	0	13	0	0	0	0
	국적선	236	0	0	0	0	0	0	0
	외국선	109,868	0	0	13	0	0	0	0

주: 국적선수송실적에 국적취득조건부나용선 수송실적이 포함되었음

자료: 해운물류국

(지 역 4 - 3)
(Area)

Unit:R/T

export									
무 연 탄 Anthracite	유 연 탄 Bituminous Coal	원 목 Woods in the Rough	목재, 목탄 코르크 등 Wood and Articles of wood	기타광석 및 생산물 Other Ores	모 래 Natural Sands	조제식품 음료, 주류 등 Prepared Foodstuffs	어패류 등 갑각류 등 Fish, Crustaceans and Mollusks	철 광 석 Iron Ores	
3,374	174	46,678	526,249	601,112	5,578	748,298	273,272	38,831	
111	91	45	61,623	187,831	5,000	154,911	74,143	24,170	
3,263	83	46,633	464,626	413,281	578	593,387	199,129	14,661	
0	0	45	30,461	219,502	5,000	155,940	123,117	30,160	
0	0	45	9,390	89,520	5,000	51,074	37,451	24,170	
0	0	0	21,071	129,982	0	104,866	85,666	5,990	
1,701	83	1,054	310,598	122,176	514	277,391	56,552	5,054	
0	0	0	32,013	74,548	0	75,383	4,118	0	
1,701	83	1,054	278,585	47,628	514	202,008	52,434	5,054	
41	0	638	55,395	81,093	45	75,625	19,565	0	
0	0	0	3,529	21,618	0	6,884	11,685	0	
41	0	638	51,866	59,475	45	68,741	7,880	0	
307	20	0	25,629	502	0	33,667	49	0	
0	20	0	1,781	121	0	859	9	0	
307	0	0	23,848	381	0	32,808	40	0	
44	71	81	2,961	36,360	19	16,373	210	3,007	
0	71	0	883	321	0	1,181	0	0	
44	0	81	2,078	36,039	19	15,192	210	3,007	
396	0	21,636	18,497	4,033	0	60,451	31,494	156	
88	0	0	1,293	1,230	0	16,665	20,400	0	
308	0	21,636	17,204	2,803	0	43,786	11,094	156	
669	0	314	23,225	20,347	0	4,070	2,220	8	
0	0	0	0	0	0	0	0	0	
669	0	314	23,225	20,347	0	4,070	2,220	8	
50	0	22,910	52,367	57,584	0	107,100	16,100	446	
0	0	0	12,511	422	0	2,569	252	0	
50	0	22,910	39,856	57,162	0	104,531	15,848	446	
0	0	0	2,052	2,171	0	7,461	32	0	
0	0	0	45	51	0	296	0	0	
0	0	0	2,007	2,120	0	7,165	32	0	
23	0	0	4,278	9	0	2,422	3,160	0	
23	0	0	178	0	0	0	0	0	
0	0	0	4,100	9	0	2,422	3,160	0	
143	0	0	527	57,329	0	7,780	5,836	0	
0	0	0	0	0	0	0	0	0	
143	0	0	527	57,329	0	7,780	5,836	0	
0	0	0	259	6	0	18	14,937	0	
0	0	0	0	0	0	0	228	0	
0	0	0	259	6	0	18	14,709	0	

Note: Transportation by Korean flags include transportation by BBC/HP
Source : Shipping & Logistics Bureau

3. 수출입 화물 수송

Export and Import Cargo Transportation

단위:톤

지역별 Districts	품목 Items	수 출						
	국적별 Flag	비철금속 및 그제품 Base Metal and Articles thereof	기계류 및 그 부품 Machinery and Mechanical Appliances	전기 기계 및 그 부품 Electrical Machinery and Parts thereof	차 량 및 그 부품 Vehicles and Parts thereof	항공기, 선박 및 그 부품 Aircraft, Ships and Floating Structures	고 철 Scrap	철 강 및 그 부품 Iron, Steel and Articles thereof
합 계	계	1,333,567	5,121,214	6,111,102	19,425,923	1,434,321	42,756	13,763,535
	국적선	397,379	1,313,078	1,017,730	973,177	170	11,264	4,145,529
	외국선	936,188	3,808,136	5,093,372	18,452,746	1,434,151	31,492	9,618,006
일 본	계	525,593	1,662,859	268,339	320,281	73	17,062	2,240,535
	국적선	283,076	887,744	22,613	12,871	73	4,796	1,535,401
	외국선	242,517	775,115	245,726	307,410	0	12,266	705,134
국 동	계	416,402	1,490,576	1,089,252	1,103,351	754,767	22,271	3,888,770
	국적선	103,538	319,981	102,730	41,580	0	4,499	1,442,377
	외국선	312,864	1,170,595	986,522	1,061,771	754,767	17,772	2,446,393
동남아	계	58,862	282,931	893,703	1,606,169	357,702	2,087	2,230,894
	국적선	5,686	47,394	215,805	250,891	0	1,847	279,070
	외국선	53,176	235,537	677,898	1,355,278	357,702	240	1,951,824
서남아	계	15,490	56,154	55,501	37,974	52,700	489	457,358
	국적선	321	407	9,523	69	0	0	20,269
	외국선	15,169	55,747	45,978	37,905	52,700	489	437,089
중 동	계	8,739	334,058	692,727	1,760,172	69,410	78	774,793
	국적선	1,145	3,631	49,129	44,825	0	7	4,765
	외국선	7,594	330,427	643,598	1,715,347	69,410	71	770,028
유 럽	계	89,897	206,458	1,136,743	4,531,887	57,200	151	868,595
	국적선	2,023	40,572	516,775	261,387	0	115	125,872
	외국선	87,874	165,886	619,968	4,270,500	57,200	36	742,723
아프리카	계	20,959	264,662	69,584	670,694	17,736	16	175,878
	국적선	0	0	0	77,281	0	0	0
	외국선	20,959	264,662	69,584	593,413	17,736	16	175,878
북미주	계	160,941	515,700	1,543,217	7,465,959	116,857	602	2,270,515
	국적선	1,590	12,515	85,774	182,806	55	0	728,028
	외국선	159,351	503,185	1,457,443	7,283,153	116,802	602	1,542,487
중 미	계	2,683	127,662	170,676	832,808	7,041	0	354,877
	국적선	0	446	9,678	50,269	42	0	12
	외국선	2,683	127,216	160,998	782,539	6,999	0	354,865
남 미	계	320	62,735	101,133	621,942	833	0	188,559
	국적선	0	0	5,703	51,198	0	0	1,247
	외국선	320	62,735	95,430	570,744	833	0	187,312
대양	계	14,660	99,145	89,940	474,025	0	0	265,489
	국적선	0	387	0	0	0	0	8,487
	외국선	14,660	98,758	89,940	474,025	0	0	257,002
기 타	계	19,021	18,274	287	661	2	0	47,272
	국적선	0	1	0	0	0	0	1
	외국선	19,021	18,273	287	661	2	0	47,271

(지 역 4 - 4)
(Area)

Unit:R/T

export

육 류 Meat	제분공업생산품 Products of The Milling industry	기타동식물성 생산품 Other Animal and Vegetable Products	당 류 Sugars	화학공업생산품 Products of The Chemical	플라스틱, 고무 및 그 제품 Plastic, Rubber and Articles Thereof	피혁류 및 그 제품 Leather and Articles Thereof	방직용 섬유 및 그 제품 Textiles and Textile Articles	기 타 Others
17,183	225,277	1,006,373	86,337	8,458,657	6,265,304	539,379	37,427,135	4,244,146
1,989	50,326	71,997	17,851	2,451,961	1,178,923	16,033	8,079,009	271,510
15,194	174,951	934,376	68,486	6,006,696	5,086,381	523,346	29,348,126	3,972,636
6,398	10,565	117,603	7,094	1,270,184	299,870	1,285	2,795,565	164,141
1,707	3,520	34,374	193	730,211	128,753	484	1,744,633	48,877
4,691	7,045	83,229	6,901	539,973	171,117	801	1,050,932	115,264
3,794	44,713	254,297	67,963	4,142,287	3,273,209	494,658	12,895,119	977,127
104	3,032	5,982	17,579	1,488,893	695,971	12,297	1,918,589	124,011
3,690	41,681	248,315	50,384	2,653,394	2,577,238	482,361	10,976,530	853,116
114	33,964	32,878	509	1,148,040	824,752	5,561	6,142,970	294,885
69	3,688	2,894	35	108,103	72,882	652	983,183	50,185
45	30,276	29,984	474	1,039,937	751,870	4,909	5,159,787	244,700
0	17,226	6,493	1,095	193,012	59,129	1,805	751,648	179,853
0	4,623	356	40	6,496	1,388	174	110,683	6,797
0	12,603	6,137	1,055	186,516	57,741	1,631	640,965	173,056
5	43,057	12,387	24	266,536	356,316	1,893	1,620,912	264,634
5	3,904	3,060	0	12,456	8,231	345	330,199	4,439
0	39,153	9,327	24	254,080	348,085	1,548	1,290,713	260,195
60	55,001	180,720	9,613	333,546	536,169	9,643	3,088,796	549,356
60	28,498	5,275	4	12,362	85,357	1,070	819,847	4,640
0	26,503	175,445	9,609	321,184	450,812	8,573	2,268,949	544,716
0	3,869	69,432	0	35,211	63,352	1,211	526,991	390,037
0	0	0	0	1,350	4,510	0	12,965	2,829
0	3,869	69,432	0	33,861	58,842	1,211	514,026	387,208
6,578	14,401	227,520	18	674,897	639,861	18,376	7,093,338	725,580
44	3,009	20,050	0	87,355	177,510	1,006	2,142,979	28,000
6,534	11,392	207,470	18	587,542	462,351	17,370	4,950,359	697,580
117	737	14,970	0	64,340	82,587	4,165	892,808	122,922
0	0	0	0	0	1,200	5	11,731	346
117	737	14,970	0	64,340	81,387	4,160	881,077	122,576
40	101	19,641	0	42,024	106,464	396	841,454	140,085
0	0	0	0	336	3,121	0	2,276	1,193
40	101	19,641	0	41,688	103,343	396	839,178	138,892
44	1,643	70,426	21	288,413	22,132	386	771,009	434,366
0	52	0	0	4,399	0	0	1,924	193
44	1,591	70,426	21	284,014	22,132	386	769,085	434,173
33	0	6	0	167	1,463	0	6,525	1,160
0	0	6	0	0	0	0	0	0
33	0	0	0	167	1,463	0	6,525	1,160

4. 화물 수송 (연안여객선)

Cargo Transportation (Coastal Passenger Ship)

단위: 톤

Unit: R/T

구분 Classification 년도 Year & Month	합 계	인 천	대 산	군 산	목 포	여 수	마 산	부 산	울 산	포 항	동 해	제 주
	Total	Inch'on	Daesan	Kunsan	Mokp'o	Yosu	Masan	Busan	Ulsan'	P'ohang	Tonghae	Cheju
1993	965,878	10,161	0	6,890	354,477	13,811	37,298	200,596	0	36,560	0	306,085
1994	1,380,442	12,083	0	25,740	640,976	15,806	47,953	212,985	0	35,498	0	389,401
1995	1,553,777	96,101	0	10,741	655,709	29,434	66,370	197,583	0	27,193	0	470,646
1996	2,144,002	265,523	112	13,840	1,156,220	59,188	55,533	195,259	0	5,785	0	392,542
1997	2,472,058	315,449	9,348	21,515	1,141,421	150,212	89,951	200,600	0	5,283	0	538,279
1998	2,049,820	292,289	48,268	19,398	877,000	2,262	89,441	165,674	0	3,506	0	551,982
1999	2,269,414	380,627	20,633	23,700	961,544	14,152	139,439	202,281	0	3,778	0	523,260
2000	2,477,491	538,526	26,383	38,060	1,018,250	55,891	132,971	193,015	0	3,943	375	470,077
2001	2,813,011	600,621	42,078	45,441	1,099,115	79,087	278,710	189,924	0	3,790	0	474,245
2002	3,228,407	649,367	35,152	47,003	1,292,564	97,140	425,404	191,411	0	4,024	0	486,342
1	242,079	61,233	1,433	1,332	84,600	6,339	26,438	19,383	0	116	0	41,205
2	260,460	51,797	1,967	2,035	107,782	5,818	28,729	17,192	0	338	0	44,802
3	275,639	63,521	2,008	2,878	105,572	6,892	29,718	17,481	0	383	0	47,186
4	238,602	38,543	2,855	3,046	100,394	7,178	27,218	16,631	0	370	0	42,367
5	236,726	33,715	2,836	4,727	96,487	8,310	33,051	16,300	0	413	0	40,887
6	228,122	31,142	3,027	5,273	97,971	7,555	38,349	14,826	0	301	0	29,678
7	296,033	62,328	5,972	6,189	118,257	8,847	35,008	13,870	0	391	0	45,171
8	386,790	66,871	6,697	8,905	163,605	11,896	51,539	15,809	0	357	0	61,111
9	285,645	60,073	2,763	4,840	121,797	10,560	36,779	14,302	0	427	0	34,104
10	267,416	61,106	2,756	3,610	99,096	8,782	38,210	15,998	0	401	0	37,457
11	260,216	61,196	2,100	2,461	97,098	7,834	40,238	14,547	0	284	0	34,458
12	250,679	57,842	738	1,707	99,905	7,129	40,127	15,072	0	243	0	27,916

자료:해운물류국

Source:Shipping & Logistics Bureau

1. 컨테이너

Container Transportation

구분 Classification 연월 Year & Month	합 계								
	10'			20'			40'		
	적 Full	공 Empty	계 Total	적 Full	공 Empty	계 Total	적 Full	공 Empty	계 Total
1993	0	0	0	1,030,344	204,379	1,234,723	802,704	145,790	948,494
1994	14,061	5,946	20,007	1,242,169	282,570	1,524,739	958,281	183,183	1,141,464
1995	13,213	5,940	19,153	1,461,957	310,252	1,772,209	1,130,380	215,747	1,346,127
1996	13,293	6,651	19,944	1,525,611	363,990	1,889,601	1,232,813	252,914	1,485,727
1997	14,016	6,554	20,570	1,705,959	428,200	2,134,159	1,344,127	306,619	1,650,746
1998	12,626	5,851	18,477	1,735,731	716,124	2,451,855	1,322,904	482,245	1,805,149
1999	12,888	6,143	19,031	1,995,219	658,887	2,654,106	1,656,113	485,142	2,141,255
2000	15,166	6,517	21,683	2,572,830	725,158	3,297,988	2,322,780	594,323	2,917,103
2001	13,661	7,108	20,769	2,849,602	760,052	3,609,654	2,547,794	604,238	3,152,032
2002	221,279	49,739	271,018	3,302,749	794,692	4,097,441	3,145,600	639,325	3,784,925
1	43,325	5,606	48,931	253,073	65,790	318,863	229,870	52,271	282,141
2	27,710	3,121	30,831	228,748	57,546	286,294	216,828	43,502	260,330
3	16,088	1,799	17,887	284,705	61,567	346,272	261,318	47,158	308,476
4	10,073	1,003	11,076	282,399	58,392	340,791	260,110	46,384	306,494
5	11,911	5,345	17,256	283,021	65,249	348,270	265,732	52,917	318,649
6	9,382	6,522	15,904	278,238	63,989	342,227	265,268	49,945	315,213
7	5,946	4,361	10,307	278,831	67,810	346,641	276,069	50,167	326,236
8	7,110	4,126	11,236	267,758	64,621	332,379	262,652	54,693	317,345
9	7,481	4,041	11,522	283,320	73,343	356,663	277,346	56,807	334,153
10	15,617	3,673	19,290	283,073	67,115	350,188	275,808	56,891	332,699
11	29,774	4,440	34,214	288,652	72,860	361,512	274,925	59,997	334,922
12	36,862	5,702	42,564	290,931	76,410	367,341	279,674	68,593	348,267

주: 10'규격, 내함은 1994년부터 통계 작성
1993년 이전 35' 규격통계 숫자는 기타로 분류하여 작성
자료: 해운물류국

수송 (총괄)

(Total)

Total									
기타 (other)			소계(Sub-Total)				T E U		
적 Full	공 Empty	계 Total	적 Full	공 Empty	계 Total	화물(톤) Cargo (Ton)	적 Full	공 Empty	계 Total
0	0	0	1,833,048	350,169	2,183,217	47,913,543	2,635,752	495,959	3,131,711
6,229	2,784	9,013	2,220,740	474,483	2,695,223	57,595,088	3,179,290	656,865	3,836,155
5,289	1,952	7,241	2,610,839	533,891	3,144,730	65,616,007	3,740,305	747,759	4,488,064
7,918	7,369	15,287	2,779,635	630,924	3,410,559	72,542,579	4,012,465	885,832	4,898,297
7,832	7,911	15,743	3,071,934	749,284	3,821,218	81,687,272	4,416,929	1,058,111	5,475,040
12,449	5,453	17,902	3,083,710	1,209,673	4,293,383	81,454,136	4,407,491	1,694,577	6,102,068
12,069	7,886	19,955	3,676,289	1,158,058	4,834,347	98,975,434	5,331,630	1,641,329	6,972,959
17,241	6,088	23,329	4,928,017	1,332,086	6,260,103	129,792,031	7,262,341	1,928,766	9,191,107
21,885	9,735	31,620	5,432,942	1,381,133	6,814,075	147,526,724	7,998,110	1,992,001	9,990,111
30,238	11,010	41,248	6,699,866	1,494,766	8,194,632	197,598,220	9,767,607	2,122,191	11,889,798
2,137	1,040	3,177	528,405	124,707	653,112	13,217,677	736,530	175,445	911,975
2,008	726	2,734	475,294	104,895	580,189	11,953,199	679,702	147,364	827,066
1,870	767	2,637	563,981	111,291	675,272	15,145,749	818,922	158,527	977,449
2,157	732	2,889	554,739	106,511	661,250	15,549,648	812,189	153,080	965,269
2,183	668	2,851	562,847	124,179	687,026	15,021,376	825,290	175,252	1,000,542
3,298	1,616	4,914	556,186	122,072	678,258	15,292,578	820,803	170,768	991,571
3,331	998	4,329	564,177	123,336	687,513	14,979,734	841,368	172,562	1,013,930
3,073	870	3,943	540,593	124,310	664,903	16,226,502	803,526	178,012	981,538
2,687	984	3,671	570,834	135,175	706,009	18,998,603	847,782	191,186	1,038,968
2,575	897	3,472	577,073	128,576	705,649	21,752,778	848,274	184,748	1,033,022
2,348	961	3,309	595,699	138,258	733,957	23,536,088	858,640	197,212	1,055,852
2,571	751	3,322	610,038	151,456	761,494	15,924,288	874,581	218,035	1,092,616

Note: Statistics of 10' standard containers and cabotage containers was prepared starting 1994.

Statistics of 35' standard containers before 1993 is classified under others

Source: Shipping & Logistics Bureau

구 분 Classification 연 월 Year & Month	외 항 입 항								
	10'			20'			40'		
	적 Full	공 Empty	계 Total	적 Full	공 Empty	계 Total	적 Full	공 Empty	계 Total
1993	0	0	0	399,053	159,193	558,246	325,312	67,375	392,687
1994	4,610	5,333	9,943	475,118	215,686	690,804	364,120	110,297	474,417
1995	4,168	5,151	9,319	538,212	252,223	790,435	428,049	128,798	556,847
1996	4,444	5,500	9,944	536,740	307,089	843,829	443,471	160,184	603,655
1997	5,257	4,406	9,663	565,351	373,484	938,835	451,387	224,624	676,011
1998	4,130	4,983	9,113	389,896	638,512	1,028,408	324,336	407,206	731,542
1999	4,271	5,186	9,457	557,583	554,652	1,112,235	492,537	371,134	863,671
2000	5,151	5,674	10,825	994,742	608,286	1,603,028	964,068	433,585	1,397,653
2001	4,280	6,041	10,321	702,620	584,963	1,287,583	584,574	410,294	994,868
계	4,836	5,131	9,967	852,671	577,566	1,430,237	718,382	373,002	1,091,384
2002 국적선	1,400	1,522	2,922	177,413	136,118	313,531	147,982	78,637	226,619
외국선	3,436	3,609	7,045	675,258	441,448	1,116,706	570,400	294,365	864,765
계	343	492	835	60,417	46,449	106,866	51,740	30,005	81,745
1 국적선	1	0	1	12,207	13,098	25,305	10,306	8,051	18,357
외국선	342	492	834	48,210	33,351	81,561	41,434	21,954	63,388
계	371	399	770	55,639	43,013	98,652	50,362	26,088	76,450
2 국적선	0	0	0	11,668	13,314	24,982	10,484	5,978	16,462
외국선	371	399	770	43,971	29,699	73,670	39,878	20,110	59,988
계	462	574	1,036	73,438	45,707	119,145	62,277	26,593	88,870
3 국적선	0	0	0	17,560	11,603	29,163	15,167	6,247	21,414
외국선	462	574	1,036	55,878	34,104	89,982	47,110	20,346	67,456
계	466	476	942	75,993	45,364	121,357	63,471	28,635	92,106
4 국적선	0	0	0	15,377	11,588	26,965	12,517	6,050	18,567
외국선	466	476	942	60,616	33,776	94,392	50,954	22,585	73,539

Arrival(Ocean-going)									
기타 (other)			소계(Sub-Total)				T E U		
적 Full	공 Empty	계 Total	적 Full	공 Empty	계 Total	화물(톤) Cargo (Ton)	적 Full	공 Empty	계 Total
0	0	0	724,365	226,568	950,933	16,921,325	1,049,677	293,943	1,343,620
2,491	1,566	4,057	846,339	332,882	1,179,221	19,521,687	1,211,308	441,798	1,653,106
2,817	770	3,587	973,246	386,942	1,360,188	22,125,029	1,402,555	513,433	1,915,988
4,903	660	5,563	989,558	473,433	1,462,991	24,387,287	1,434,850	631,256	2,066,106
4,099	1,249	5,348	1,026,094	603,763	1,629,857	25,403,330	1,479,494	826,849	2,306,343
3,132	2,020	5,152	721,494	1,052,721	1,774,215	17,329,405	1,047,343	1,460,037	2,507,380
4,770	4,382	9,152	1,059,161	935,354	1,994,515	26,346,457	1,550,928	1,301,065	2,851,993
9,052	2,896	11,948	1,973,013	1,050,441	3,023,454	52,172,744	2,944,779	1,483,351	4,428,130
5,832	5,374	11,206	1,297,306	1,006,672	2,303,978	33,273,127	1,886,093	1,419,461	3,305,554
7,552	4,776	12,328	1,583,441	960,475	2,543,916	59,067,319	2,309,031	1,336,450	3,645,481
882	386	1,268	327,677	216,663	544,340	8,555,527	476,044	295,012	771,056
6,670	4,390	11,060	1,255,764	743,812	1,999,576	50,511,792	1,832,987	1,041,438	2,874,425
519	535	1,054	113,019	77,481	190,500	2,937,291	165,071	107,907	272,978
78	20	98	22,592	21,169	43,761	569,236	32,995	29,245	62,240
441	515	956	90,427	56,312	146,739	2,368,055	132,076	78,662	210,738
659	320	979	107,031	69,820	176,851	2,712,099	158,400	95,733	254,133
30	12	42	22,182	19,304	41,486	560,503	32,702	25,296	57,998
629	308	937	84,849	50,516	135,365	2,151,596	125,698	70,437	196,135
642	318	960	136,819	73,192	210,011	4,090,341	199,663	99,894	299,557
93	1	94	32,820	17,851	50,671	796,388	48,102	24,099	72,201
549	317	866	103,999	55,341	159,340	3,293,953	151,561	75,795	227,356
645	120	765	140,575	74,595	215,170	3,707,873	204,620	103,120	307,740
55	0	55	27,949	17,638	45,587	707,105	40,534	23,688	64,222
590	120	710	112,626	56,957	169,583	3,000,768	164,086	79,432	243,518

구 분 Classifi- cation 연 월 Year & Month	외 항 입 항								
	10'			20'			40'		
	적 Full	공 Empty	계 Total	적 Full	공 Empty	계 Total	적 Full	공 Empty	계 Total
계	424	319	743	74,279	48,059	122,338	62,762	32,088	94,850
5 국적선	80	75	155	15,616	10,843	26,459	12,126	5,537	17,663
외국선	344	244	588	58,663	37,216	95,879	50,636	26,551	77,187
계	418	352	770	72,291	44,873	117,164	61,815	29,337	91,152
6 국적선	224	177	401	16,793	9,955	26,748	13,962	5,439	19,401
외국선	194	175	369	55,498	34,918	90,416	47,853	23,898	71,751
계	383	428	811	70,569	50,080	120,649	60,485	28,880	89,365
7 국적선	184	218	402	15,583	9,225	24,808	11,631	5,214	16,845
외국선	199	210	409	54,986	40,855	95,841	48,854	23,666	72,520
계	322	333	655	68,360	48,307	116,667	59,474	30,815	90,289
8 국적선	141	164	305	13,884	10,328	24,212	12,447	6,857	19,304
외국선	181	169	350	54,476	37,979	92,455	47,027	23,958	70,985
계	401	388	789	74,238	53,637	127,875	63,156	32,753	95,909
9 국적선	180	245	425	14,797	11,043	25,840	12,696	6,033	18,729
외국선	221	143	364	59,441	42,594	102,035	50,460	26,720	77,180
계	398	386	784	73,154	46,431	119,585	57,225	30,141	87,366
10 국적선	189	160	349	14,391	11,006	25,397	11,414	7,223	18,637
외국선	209	226	435	58,763	35,425	94,188	45,811	22,918	68,729
계	401	426	827	77,695	50,119	127,814	62,175	37,762	99,937
11 국적선	206	220	426	15,047	10,719	25,766	13,324	7,960	21,284
외국선	195	206	401	62,648	39,400	102,048	48,851	29,802	78,653
계	447	558	1,005	76,598	55,527	132,125	63,440	39,905	103,345
12 국적선	195	263	458	14,490	13,396	27,886	11,908	8,048	19,956
외국선	252	295	547	62,108	42,131	104,239	51,532	31,857	83,389

Arrival(Ocean-going)									
기타 (other)			소계(Sub-Total)				T E U		
적 Full	공 Empty	계 Total	적 Full	공 Empty	계 Total	화물(톤) Cargo (Ton)	적 Full	공 Empty	계 Total
641	336	977	138,106	80,802	218,908	3,631,335	201,457	113,148	314,605
58	28	86	27,880	16,483	44,363	706,819	40,038	22,016	62,054
583	308	891	110,226	64,319	174,545	2,924,516	161,419	91,132	252,551
840	548	1,388	135,364	75,110	210,474	3,603,592	198,015	104,953	302,968
98	96	194	31,077	15,667	46,744	806,703	45,047	21,137	66,184
742	452	1,194	104,287	59,443	163,730	2,796,889	152,968	83,816	236,784
649	405	1,054	132,086	79,793	211,879	3,512,134	193,186	108,962	302,148
87	45	132	27,485	14,702	42,187	692,389	39,131	19,862	58,993
562	360	922	104,601	65,091	169,692	2,819,745	154,055	89,100	243,155
674	448	1,122	128,830	79,903	208,733	4,939,040	188,991	111,100	300,091
69	49	118	26,541	17,398	43,939	705,884	39,002	24,233	63,235
605	399	1,004	102,289	62,505	164,794	4,233,156	149,989	86,867	236,856
625	431	1,056	138,420	87,209	225,629	6,839,483	202,154	120,303	322,457
51	72	123	27,724	17,393	45,117	728,075	40,392	23,392	63,784
574	359	933	110,696	69,816	180,512	6,111,408	161,762	96,911	258,673
444	420	864	131,221	77,378	208,599	8,397,617	188,801	107,849	296,650
112	11	123	26,106	18,400	44,506	674,061	37,564	25,556	63,120
332	409	741	105,115	58,978	164,093	7,723,556	151,237	82,293	233,530
592	455	1,047	140,863	88,762	229,625	10,786,449	203,575	126,877	330,452
79	50	129	28,656	18,949	47,605	733,858	41,974	26,861	68,835
513	405	918	112,207	69,813	182,020	10,052,591	161,601	100,016	261,617
622	440	1,062	141,107	96,430	237,537	3,910,065	205,098	136,604	341,702
72	2	74	26,665	21,709	48,374	874,506	38,563	29,627	68,190
550	438	988	114,442	74,721	189,163	3,035,559	166,535	106,977	273,512

구분 Classification 연월 Year & Month	외항출항								
	10'			20'			40'		
	적 Full	공 Empty	계 Total	적 Full	공 Empty	계 Total	적 Full	공 Empty	계 Total
1993	0	0	0	593,021	42,544	635,565	405,993	74,740	480,733
1994	9,451	609	10,060	675,064	61,921	736,985	456,123	61,940	518,063
1995	9,040	787	9,827	785,496	52,305	837,801	514,989	73,287	588,276
1996	8,844	1,124	9,968	836,066	50,433	886,499	576,701	67,355	644,056
1997	8,759	1,201	9,960	924,156	42,202	966,358	655,494	55,094	710,588
1998	8,496	868	9,364	1,047,425	34,173	1,081,598	734,311	41,863	776,174
1999	8,617	956	9,573	1,062,102	67,341	1,129,443	787,644	86,506	874,150
2000	10,012	843	10,855	1,147,598	86,075	1,233,673	857,016	128,942	985,958
2001	9,373	1,027	10,400	1,177,772	113,617	1,291,389	846,229	139,112	985,341
계	8,969	1,259	10,228	1,285,027	155,487	1,440,514	924,142	197,682	1,121,824
2002 국적선	2,457	411	2,868	279,972	24,050	304,022	190,343	37,059	227,402
외국선	6,512	848	7,360	1,005,055	131,437	1,136,492	733,799	160,623	894,422
계	887	78	965	101,733	12,307	114,040	68,434	17,263	85,697
1 국적선	0	0	0	22,418	1,467	23,885	14,205	2,908	17,113
외국선	887	78	965	79,315	10,840	90,155	54,229	14,355	68,584
계	762	62	824	89,662	10,120	99,782	62,430	13,210	75,640
2 국적선	0	0	0	21,527	1,387	22,914	12,844	2,856	15,700
외국선	762	62	824	68,135	8,733	76,868	49,586	10,354	59,940
계	884	67	951	117,185	12,509	129,694	81,779	15,373	97,152
3 국적선	0	0	0	28,560	1,489	30,049	17,973	3,204	21,177
외국선	884	67	951	88,625	11,020	99,645	63,806	12,169	75,975
계	831	128	959	106,144	10,201	116,345	78,128	14,341	92,469
4 국적선	0	11	11	24,029	1,689	25,718	16,469	2,980	19,449
외국선	831	117	948	82,115	8,512	90,627	61,659	11,361	73,020

Departure (Ocean-going)									
기타 (other)			소계(Sub-Total)				T E U		
적 Full	공 Empty	계 Total	적 Full	공 Empty	계 Total	화물(톤) Cargo (Ton)	적 Full	공 Empty	계 Total
0	0	0	999,014	117,284	1,116,298	29,280,757	1,405,007	192,024	1,597,031
3,576	1,135	4,711	1,144,214	125,605	1,269,819	33,198,279	1,599,541	188,012	1,787,553
2,352	1,118	3,470	1,311,877	127,497	1,439,374	36,756,654	1,824,559	201,132	2,025,691
2,391	4,614	7,005	1,424,002	123,526	1,547,528	40,348,417	1,998,235	193,050	2,191,285
3,257	4,424	7,681	1,591,666	102,921	1,694,587	45,212,283	2,245,464	159,517	2,404,981
3,651	2,270	5,921	1,793,883	79,174	1,873,057	51,227,901	2,528,365	122,153	2,650,518
4,661	3,042	7,703	1,863,024	157,845	2,020,869	54,986,358	2,647,478	247,339	2,894,817
3,993	2,933	6,926	2,018,619	218,793	2,237,412	54,307,323	2,874,454	350,448	3,224,902
6,005	3,230	9,235	2,039,379	256,986	2,296,365	58,986,830	2,886,345	398,851	3,285,196
4,643	4,776	9,419	2,222,781	359,204	2,581,985	70,207,660	3,147,893	562,236	3,710,129
661	395	1,056	473,433	61,915	535,348	13,857,587	663,298	99,252	762,550
3,982	4,381	8,363	1,749,348	297,289	2,046,637	56,350,073	2,484,595	462,984	2,947,579
295	505	800	171,349	30,153	201,502	5,197,345	239,535	48,145	287,680
29	50	79	36,652	4,425	41,077	1,179,103	50,870	7,395	58,265
266	455	721	134,697	25,728	160,425	4,018,242	188,665	40,750	229,415
363	355	718	153,217	23,747	176,964	4,561,267	215,673	37,367	253,040
24	35	59	34,395	4,278	38,673	967,151	47,266	7,177	54,443
339	320	659	118,822	19,469	138,291	3,594,116	168,407	30,190	198,597
269	449	718	200,117	28,398	228,515	5,884,006	281,818	44,318	326,136
55	14	69	46,588	4,707	51,295	1,294,789	64,628	7,928	72,556
214	435	649	153,529	23,691	177,220	4,589,217	217,190	36,390	253,580
274	486	760	185,377	25,156	210,533	5,649,529	263,395	40,034	303,429
25	24	49	40,523	4,704	45,227	1,179,045	57,022	7,707	64,729
249	462	711	144,854	20,452	165,306	4,470,484	206,373	32,327	238,700

구분 Classification 연월 Year & Month	외항출항								
	10'			20'			40'		
	적 Full	공 Empty	계 Total	적 Full	공 Empty	계 Total	적 Full	공 Empty	계 Total
계	672	115	787	104,839	12,734	117,573	82,501	14,395	96,896
5 국적선	144	36	180	23,789	2,330	26,119	17,282	3,394	20,676
외국선	528	79	607	81,050	10,404	91,454	65,219	11,001	76,220
계	654	71	725	108,056	12,255	120,311	79,140	13,632	92,772
6 국적선	306	42	348	24,052	2,285	26,337	16,653	2,459	19,112
외국선	348	29	377	84,004	9,970	93,974	62,487	11,173	73,660
계	760	164	924	109,071	12,100	121,171	80,649	14,977	95,626
7 국적선	339	55	394	22,530	2,391	24,921	15,522	2,459	17,981
외국선	421	109	530	86,541	9,709	96,250	65,127	12,518	77,645
계	560	101	661	103,498	11,760	115,258	71,924	18,418	90,342
8 국적선	266	62	328	22,196	2,123	24,319	15,516	4,035	19,551
외국선	294	39	333	81,302	9,637	90,939	56,408	14,383	70,791
계	645	102	747	110,476	12,784	123,260	81,797	18,248	100,045
9 국적선	314	55	369	21,692	2,048	23,740	14,468	2,853	17,321
외국선	331	47	378	88,784	10,736	99,520	67,329	15,395	82,724
계	760	96	856	110,785	15,894	126,679	79,554	19,960	99,514
10 국적선	351	54	405	23,993	2,484	26,477	16,860	3,374	20,234
외국선	409	42	451	86,792	13,410	100,202	62,694	16,586	79,280
계	751	92	843	111,083	16,354	127,437	78,623	16,357	94,980
11 국적선	375	47	422	21,051	2,145	23,196	15,615	2,645	18,260
외국선	376	45	421	90,032	14,209	104,241	63,008	13,712	76,720
계	803	183	986	112,495	16,469	128,964	79,183	21,508	100,691
12 국적선	362	49	411	24,135	2,212	26,347	16,936	3,892	20,828
외국선	441	134	575	88,360	14,257	102,617	62,247	17,616	79,863

Departure (Ocean-going)									
기타 (other)			소계(Sub-Total)				T E U		
적 Full	공 Empty	계 Total	적 Full	공 Empty	계 Total	화물(톤) Cargo (Ton)	적 Full	공 Empty	계 Total
348	205	553	188,360	27,449	215,809	5,882,926	270,908	42,040	312,948
43	12	55	41,258	5,772	47,030	1,183,921	58,504	9,163	67,667
305	193	498	147,102	21,677	168,779	4,699,005	212,404	32,877	245,281
501	731	1,232	188,351	26,689	215,040	6,129,683	267,720	41,196	308,916
79	70	149	41,090	4,856	45,946	1,212,998	57,671	7,380	65,051
422	661	1,083	147,261	21,833	169,094	4,916,685	210,049	33,816	243,865
561	341	902	191,041	27,582	218,623	5,671,037	271,958	42,899	314,857
66	98	164	38,457	5,003	43,460	1,093,173	53,890	7,556	61,446
495	243	738	152,584	22,579	175,163	4,577,864	218,068	35,343	253,411
501	337	838	176,483	30,616	207,099	5,430,421	248,749	49,400	298,149
73	40	113	38,051	6,260	44,311	1,248,275	53,524	10,312	63,836
428	297	725	138,432	24,356	162,788	4,182,146	195,225	39,088	234,313
482	405	887	193,400	31,539	224,939	6,175,553	275,473	50,240	325,713
66	32	98	36,540	4,988	41,528	1,025,001	50,932	7,853	58,785
416	373	789	156,860	26,551	183,411	5,150,552	224,541	42,387	266,928
431	312	743	191,530	36,262	227,792	7,267,430	271,237	56,564	327,801
125	10	135	41,329	5,922	47,251	1,232,660	58,167	9,281	67,448
306	302	608	150,201	30,340	180,541	6,034,770	213,070	47,283	260,353
292	355	647	190,749	33,158	223,907	6,611,919	269,336	49,893	319,229
43	10	53	37,084	4,847	41,931	1,052,069	52,564	7,480	60,044
249	345	594	153,665	28,311	181,976	5,559,850	216,772	42,413	259,185
326	295	621	192,807	38,455	231,262	5,746,544	272,091	60,140	332,231
33	0	33	41,466	6,153	47,619	1,189,402	58,260	10,020	68,280
293	295	588	151,341	32,302	183,643	4,557,142	213,831	50,120	263,951

구분 Classification 연월 Year & Month	내항								
	10'			20'			40'		
	적 Full	공 Empty	계 Total	적 Full	공 Empty	계 Total	적 Full	공 Empty	계 Total
1993	0	0	0	0	0	0	0	0	0
1994	0	4	4	15,824	310	16,134	34,633	6,298	40,931
1995	5	2	7	25,751	1,320	27,071	38,042	6,784	44,826
1996	5	27	32	26,113	3,003	29,116	52,086	17,592	69,678
1997	0	947	947	42,856	7,037	49,893	49,185	14,485	63,670
1998	0	0	0	96,347	36,671	133,018	61,141	25,570	86,711
1999	0	0	0	76,341	26,228	102,569	79,538	16,167	95,705
2000	3	0	3	71,801	16,326	88,127	80,627	12,178	92,805
2001	0	0	0	67,447	22,316	89,763	85,644	13,651	99,295
계	207,457	43,229	250,686	41,322	16,594	57,916	64,772	10,364	75,136
2002 입항	100,016	25,915	125,931	20,873	12,029	32,902	31,368	6,436	37,804
출항	107,441	17,314	124,755	20,449	4,565	25,014	33,404	3,928	37,332
계	42,095	5,036	47,131	5,894	1,639	7,533	8,220	1,359	9,579
1 입항	22,048	3,269	25,317	2,910	1,337	4,247	4,013	960	4,973
출항	20,047	1,767	21,814	2,984	302	3,286	4,207	399	4,606
계	26,577	2,660	29,237	5,011	1,537	6,548	7,604	422	8,026
2 입항	14,771	1,780	16,551	2,445	1,437	3,882	3,785	238	4,023
출항	11,806	880	12,686	2,566	100	2,666	3,819	184	4,003
계	14,742	1,158	15,900	5,908	1,067	6,975	9,655	1,224	10,879
3 입항	8,405	599	9,004	2,912	922	3,834	4,826	685	5,511
출항	6,337	559	6,896	2,996	145	3,141	4,829	539	5,368
계	8,770	399	9,169	3,705	1,297	5,002	6,343	832	7,175
4 입항	5,310	399	5,709	1,824	969	2,793	2,969	573	3,542
출항	3,460	0	3,460	1,881	328	2,209	3,374	259	3,633

Coastal									
기타 (other)			소계(Sub-Total)				T E U		
적 Full	공 Empty	계 Total	적 Full	공 Empty	계 Total	화물(톤) Cargo (Ton)	적 Full	공 Empty	계 Total
0	0	0	0	0	0	0	0	0	0
145	62	207	50,602	6,674	57,276	871,111	85,433	13,059	98,492
6	0	6	63,804	8,106	71,910	1,044,952	101,846	14,890	116,736
86	336	422	78,290	20,958	99,248	1,207,554	130,380	38,542	168,922
20	60	80	92,061	22,529	114,590	1,618,924	141,246	36,541	177,787
5,063	3	5,066	162,551	62,244	224,795	2,111,574	222,161	87,804	309,965
245	21	266	156,124	42,416	198,540	1,489,332	235,945	58,603	294,548
102	5	107	152,533	28,509	181,042	1,262,487	233,127	40,693	273,820
84	15	99	153,175	35,982	189,157	1,446,142	238,925	49,653	288,578
287	47	334	313,838	70,234	384,072	2,905,907	270,511	58,685	329,196
287	47	334	152,544	44,427	196,971	1,859,601	130,172	37,770	167,942
0	0	0	161,294	25,807	187,101	1,046,306	140,339	20,915	161,254
39	0	39	56,248	8,034	64,282	337,096	41,067	6,710	47,777
39	0	39	29,010	5,566	34,576	162,797	20,301	4,892	25,193
0	0	0	27,238	2,468	29,706	174,299	20,766	1,818	22,584
2	0	2	39,194	4,619	43,813	245,190	32,121	3,711	35,832
2	0	2	21,003	3,455	24,458	120,208	16,013	2,803	18,816
0	0	0	18,191	1,164	19,355	124,982	16,108	908	17,016
24	0	24	30,329	3,449	33,778	176,508	31,959	4,095	36,054
24	0	24	16,167	2,206	18,373	85,999	16,129	2,592	18,721
0	0	0	14,162	1,243	15,405	90,509	15,830	1,503	17,333
0	0	0	18,818	2,528	21,346	1,011,317	20,503	2,961	23,464
0	0	0	10,103	1,941	12,044	956,750	10,143	2,115	12,258
0	0	0	8,715	587	9,302	54,567	10,360	846	11,206

구분 Classification 연월 Year & Month	내항								
	10'			20'			40'		
	적 Full	공 Empty	계 Total	적 Full	공 Empty	계 Total	적 Full	공 Empty	계 Total
계	10,814	4,911	15,725	2,597	876	3,473	3,964	1,100	5,064
5 입항	5,589	2,897	8,486	1,503	522	2,025	1,745	827	2,572
출항	5,225	2,014	7,239	1,094	354	1,448	2,219	273	2,492
계	8,309	6,099	14,408	2,468	1,321	3,789	3,532	1,178	4,710
6 입항	3,100	3,303	6,403	1,298	840	2,138	1,855	832	2,687
출항	5,209	2,796	8,005	1,170	481	1,651	1,677	346	2,023
계	4,803	3,669	8,472	2,514	1,245	3,759	3,821	418	4,239
7 입항	821	2,791	3,612	1,350	860	2,210	1,875	275	2,150
출항	3,982	878	4,860	1,164	385	1,549	1,946	143	2,089
계	6,227	3,692	9,919	2,533	1,255	3,788	4,185	488	4,673
8 입항	1,912	2,919	4,831	1,271	866	2,137	2,289	210	2,499
출항	4,315	773	5,088	1,262	389	1,651	1,896	278	2,174
계	6,432	3,531	9,963	2,065	2,104	4,169	4,086	513	4,599
9 입항	1,795	2,837	4,632	1,040	1,317	2,357	1,802	211	2,013
출항	4,637	694	5,331	1,025	787	1,812	2,284	302	2,586
계	14,456	3,191	17,647	2,718	1,166	3,884	4,298	1,052	5,350
10 입항	6,376	1,725	8,101	1,359	728	2,087	2,013	401	2,414
출항	8,080	1,466	9,546	1,359	438	1,797	2,285	651	2,936
계	28,620	3,922	32,542	2,608	1,879	4,487	3,946	1,025	4,971
11 입항	12,827	1,734	14,561	1,380	1,302	2,682	1,673	646	2,319
출항	15,793	2,188	17,981	1,228	577	1,805	2,273	379	2,652
계	35,612	4,961	40,573	3,301	1,208	4,509	5,118	753	5,871
12 입항	17,062	1,662	18,724	1,581	929	2,510	2,523	578	3,101
출항	18,550	3,299	21,849	1,720	279	1,999	2,595	175	2,770

Coastal									
기타 (other)			소계(Sub-Total)				T E U		
적 Full	공 Empty	계 Total	적 Full	공 Empty	계 Total	화물(톤) Cargo (Ton)	적 Full	공 Empty	계 Total
10	0	10	17,385	6,887	24,272	113,521	15,956	5,532	21,488
10	0	10	8,847	4,246	13,093	57,102	7,811	3,625	11,436
0	0	0	8,538	2,641	11,179	56,419	8,145	1,907	10,052
6	0	6	14,315	8,598	22,913	101,598	13,702	6,727	20,429
6	0	6	6,259	4,975	11,234	50,753	6,573	4,156	10,729
0	0	0	8,056	3,623	11,679	50,845	7,129	2,571	9,700
22	0	22	11,160	5,332	16,492	87,484	12,610	3,917	16,527
22	0	22	4,068	3,926	7,994	40,775	5,562	2,806	8,368
0	0	0	7,092	1,406	8,498	46,709	7,048	1,111	8,159
29	10	39	12,974	5,445	18,419	98,570	14,084	4,101	18,185
29	10	39	5,501	4,005	9,506	46,297	6,871	2,769	9,640
0	0	0	7,473	1,440	8,913	52,273	7,213	1,332	8,545
18	19	37	12,601	6,167	18,768	84,260	13,494	4,939	18,433
18	19	37	4,655	4,384	9,039	35,706	5,582	3,201	8,783
0	0	0	7,946	1,783	9,729	48,554	7,912	1,738	9,650
42	4	46	21,514	5,413	26,927	143,971	18,639	4,875	23,514
42	4	46	9,790	2,858	12,648	69,175	8,669	2,402	11,071
0	0	0	11,724	2,555	14,279	74,796	9,970	2,473	12,443
50	0	50	35,224	6,826	42,050	231,135	24,927	5,890	30,817
50	0	50	15,930	3,682	19,612	105,526	11,255	3,461	14,716
0	0	0	19,294	3,144	22,438	125,609	13,672	2,429	16,101
45	14	59	44,076	6,936	51,012	275,257	31,449	5,227	36,676
45	14	59	21,211	3,183	24,394	128,513	15,263	2,948	18,211
0	0	0	22,865	3,753	26,618	146,744	16,186	2,279	18,465

구분 Classification 연월 Year & Month	환적입항								
	10'			20'			40'		
	적 Full	공 Empty	계 Total	적 Full	공 Empty	계 Total	적 Full	공 Empty	계 Total
1993	0	0	0	38,270	2,642	40,912	71,399	3,675	75,074
1994	0	0	0	76,163	4,653	80,816	103,405	4,648	108,053
1995	0	0	0	112,498	4,404	116,902	149,300	6,878	156,178
1996	0	0	0	126,692	3,465	130,157	160,555	7,783	168,338
1997	0	0	0	173,596	5,477	179,073	188,061	12,416	200,477
1998	0	0	0	202,063	6,768	208,831	203,116	7,606	210,722
1999	0	1	1	299,193	10,666	309,859	296,394	11,335	307,729
2000	0	0	0	358,689	14,471	373,160	421,069	19,618	440,687
2001	0	20	20	463,462	19,409	482,871	537,415	22,146	559,561
계	1	60	61	577,015	19,101	596,116	745,053	27,329	772,382
2002 국적선	0	10	10	89,398	1,756	91,154	119,451	2,412	121,863
외국선	1	50	51	487,617	17,345	504,962	625,602	24,917	650,519
계	0	0	0	41,837	2,510	44,347	51,601	1,744	53,345
1 국적선	0	0	0	5,828	88	5,916	7,382	100	7,482
외국선	0	0	0	36,009	2,422	38,431	44,219	1,644	45,863
계	0	0	0	39,327	1,465	40,792	49,660	2,004	51,664
2 국적선	0	0	0	6,325	42	6,367	7,971	59	8,030
외국선	0	0	0	33,002	1,423	34,425	41,689	1,945	43,634
계	0	0	0	46,596	1,177	47,773	56,153	1,754	57,907
3 국적선	0	0	0	8,111	57	8,168	10,392	48	10,440
외국선	0	0	0	38,485	1,120	39,605	45,761	1,706	47,467
계	1	0	1	49,304	808	50,112	57,965	1,325	59,290
4 국적선	0	0	0	7,728	170	7,898	9,811	22	9,833
외국선	1	0	1	41,576	638	42,214	48,154	1,303	49,457

T/S (Arrival)									
기타 (other)			소계(Sub-Total)				T E U		
적 Full	공 Empty	계 Total	적 Full	공 Empty	계 Total	화물(톤) Cargo (Ton)	적 Full	공 Empty	계 Total
0	0	0	109,669	6,317	115,986	1,711,461	181,068	9,992	191,060
17	21	38	179,585	9,322	188,907	4,004,011	283,008	13,996	297,004
114	64	178	261,912	11,346	273,258	5,689,372	411,345	18,304	429,649
538	1,759	2,297	287,785	13,007	300,792	6,599,321	449,000	22,984	471,984
456	2,178	2,634	362,113	20,071	382,184	9,452,735	550,725	35,204	585,929
603	1,160	1,763	405,782	15,534	421,316	10,785,256	609,622	24,583	634,205
2,393	441	2,834	597,980	22,443	620,423	16,153,287	897,279	34,322	931,601
4,094	254	4,348	783,852	34,343	818,195	22,049,477	1,209,981	54,274	1,264,255
5,497	680	6,177	1,006,374	42,255	1,048,629	30,111,821	1,550,585	65,233	1,615,818
9,752	723	10,475	1,331,821	47,213	1,379,034	40,382,189	2,088,984	75,408	2,164,392
1,125	144	1,269	209,974	4,322	214,296	5,927,312	330,799	6,907	337,706
8,627	579	9,206	1,121,847	42,891	1,164,738	34,454,877	1,758,185	68,501	1,826,686
695	0	695	94,133	4,254	98,387	2,832,041	146,595	5,998	152,593
74	0	74	13,284	188	13,472	389,640	20,755	288	21,043
621	0	621	80,849	4,066	84,915	2,442,401	125,840	5,710	131,550
526	11	537	89,513	3,480	92,993	2,687,300	139,824	5,497	145,321
67	0	67	14,363	101	14,464	414,906	22,417	160	22,577
459	11	470	75,150	3,379	78,529	2,272,394	117,407	5,337	122,744
535	0	535	103,284	2,931	106,215	3,104,361	160,100	4,685	164,785
62	0	62	18,565	105	18,670	511,887	29,032	153	29,185
473	0	473	84,719	2,826	87,545	2,592,474	131,068	4,532	135,600
719	66	785	107,989	2,199	110,188	3,227,428	166,846	3,606	170,452
113	0	113	17,652	192	17,844	528,160	27,602	214	27,816
606	66	672	90,337	2,007	92,344	2,699,268	139,244	3,392	142,636

구분 Classification 연월 Year & Month	환적입항								
	10'			20'			40'		
	적 Full	공 Empty	계 Total	적 Full	공 Empty	계 Total	적 Full	공 Empty	계 Total
계	0	0	0	52,346	1,747	54,093	60,432	2,744	63,176
5 국적선	0	0	0	7,759	246	8,005	9,701	174	9,875
외국선	0	0	0	44,587	1,501	46,088	50,731	2,570	53,301
계	0	0	0	48,145	2,028	50,173	61,905	2,378	64,283
6 국적선	0	0	0	7,319	132	7,451	10,927	211	11,138
외국선	0	0	0	40,826	1,896	42,722	50,978	2,167	53,145
계	0	50	50	50,817	2,294	53,111	69,043	2,842	71,885
7 국적선	0	0	0	7,796	130	7,926	11,667	108	11,775
외국선	0	50	50	43,021	2,164	45,185	57,376	2,734	60,110
계	0	0	0	47,362	947	48,309	64,678	2,747	67,425
8 국적선	0	0	0	7,206	90	7,296	9,834	842	10,676
외국선	0	0	0	40,156	857	41,013	54,844	1,905	56,749
계	0	10	10	50,238	2,028	52,266	67,557	2,042	69,599
9 국적선	0	10	10	8,272	281	8,553	9,652	137	9,789
외국선	0	0	0	41,966	1,747	43,713	57,905	1,905	59,810
계	0	0	0	49,592	1,381	50,973	70,298	2,786	73,084
10 국적선	0	0	0	7,971	414	8,385	10,880	624	11,504
외국선	0	0	0	41,621	967	42,588	59,418	2,162	61,580
계	0	0	0	49,357	1,601	50,958	66,829	2,231	69,060
11 국적선	0	0	0	8,129	81	8,210	11,431	84	11,515
외국선	0	0	0	41,228	1,520	42,748	55,398	2,147	57,545
계	0	0	0	52,079	1,115	53,194	68,919	2,732	71,651
12 국적선	0	0	0	6,939	25	6,964	9,790	3	9,793
외국선	0	0	0	45,140	1,090	46,230	59,129	2,729	61,858

T/S (Arrival)									
기타 (other)			소계(Sub-Total)				T E U		
적 Full	공 Empty	계 Total	적 Full	공 Empty	계 Total	화물(톤) Cargo (Ton)	적 Full	공 Empty	계 Total
632	96	728	113,410	4,587	117,997	3,297,041	174,625	7,450	182,075
44	0	44	17,504	420	17,924	478,596	27,256	594	27,850
588	96	684	95,906	4,167	100,073	2,818,445	147,369	6,856	154,225
1,112	75	1,187	111,162	4,481	115,643	3,352,803	174,451	6,952	181,403
79	0	79	18,325	343	18,668	503,239	29,348	554	29,902
1,033	75	1,108	92,837	4,138	96,975	2,849,564	145,103	6,398	151,501
1,180	152	1,332	121,040	5,338	126,378	3,566,656	191,549	8,344	199,893
181	25	206	19,644	263	19,907	505,478	31,533	402	31,935
999	127	1,126	101,396	5,075	106,471	3,061,178	160,016	7,942	167,958
964	35	999	113,004	3,729	116,733	3,470,414	178,881	6,519	185,400
85	35	120	17,125	967	18,092	481,771	27,063	1,852	28,915
879	0	879	95,879	2,762	98,641	2,988,643	151,818	4,667	156,485
866	56	922	118,661	4,136	122,797	3,698,996	187,294	6,243	193,537
103	20	123	18,027	448	18,475	509,797	27,805	605	28,410
763	36	799	100,634	3,688	104,322	3,189,199	159,489	5,638	165,127
874	143	1,017	120,764	4,310	125,074	3,679,788	192,148	7,273	199,421
193	39	232	19,044	1,077	20,121	515,353	30,162	1,749	31,911
681	104	785	101,720	3,233	104,953	3,164,435	161,986	5,524	167,510
781	89	870	116,967	3,921	120,888	3,623,328	184,766	6,262	191,028
56	25	81	19,616	190	19,806	573,436	31,115	305	31,420
725	64	789	97,351	3,731	101,082	3,049,892	153,651	5,957	159,608
868	0	868	121,866	3,847	125,713	3,841,213	191,864	6,579	198,443
68	0	68	16,797	28	16,825	514,229	26,670	31	26,701
800	0	800	105,069	3,819	108,888	3,326,984	165,194	6,548	171,742

구분 Classification 연월 Year & Month	환적출항								
	10'			20'			40'		
	적 Full	공 Empty	계 Total	적 Full	공 Empty	계 Total	적 Full	공 Empty	계 Total
1993	0	0	0	0	0	0	0	0	0
1994	0	0	0	0	0	0	0	0	0
1995	0	0	0	0	0	0	0	0	0
1996	0	0	0	0	0	0	0	0	0
1997	0	0	0	0	0	0	0	0	0
1998	0	0	0	0	0	0	0	0	0
1999	0	0	0	0	0	0	0	0	0
2000	0	0	0	0	0	0	0	0	0
2001	8	20	28	438,301	19,747	458,048	493,932	19,035	512,967
계	16	60	76	546,714	25,944	572,658	693,251	30,948	724,199
2002 국적선	3	0	3	100,254	284	100,538	122,794	1,039	123,833
외국선	13	60	73	446,460	25,660	472,120	570,457	29,909	600,366
계	0	0	0	43,192	2,885	46,077	49,875	1,900	51,775
1 국적선	0	0	0	7,847	70	7,917	7,810	51	7,861
외국선	0	0	0	35,345	2,815	38,160	42,065	1,849	43,914
계	0	0	0	39,109	1,411	40,520	46,772	1,778	48,550
2 국적선	0	0	0	6,979	2	6,981	8,443	53	8,496
외국선	0	0	0	32,130	1,409	33,539	38,329	1,725	40,054
계	0	0	0	41,578	1,107	42,685	51,454	2,214	53,668
3 국적선	0	0	0	8,453	24	8,477	10,124	50	10,174
외국선	0	0	0	33,125	1,083	34,208	41,330	2,164	43,494
계	5	0	5	47,253	722	47,975	54,201	1,251	55,452
4 국적선	0	0	0	8,269	10	8,279	9,670	20	9,690
외국선	5	0	5	38,984	712	39,696	44,531	1,231	45,762

T/S (Departure)									
기타 (other)			소계(Sub-Total)				T E U		
적 Full	공 Empty	계 Total	적 Full	공 Empty	계 Total	화물(톤) Cargo (Ton)	적 Full	공 Empty	계 Total
0	0	0	0	0	0	0	0	0	0
0	0	0	0	0	0	0	0	0	0
0	0	0	0	0	0	0	0	0	0
0	0	0	0	0	0	0	0	0	0
0	0	0	0	0	0	0	0	0	0
0	0	0	0	0	0	0	0	0	0
0	0	0	0	0	0	0	0	0	0
0	0	0	0	0	0	0	0	0	0
4,467	436	4,903	936,708	39,238	975,946	23,708,804	1,436,162	58,803	1,494,965
8,004	688	8,692	1,247,985	57,640	1,305,625	25,035,145	1,951,188	89,412	2,040,600
1,317	49	1,366	224,368	1,372	225,740	4,636,407	348,794	2,472	351,266
6,687	639	7,326	1,023,617	56,268	1,079,885	20,398,738	1,602,394	86,940	1,689,334
589	0	589	93,656	4,785	98,441	1,913,904	144,262	6,685	150,947
10	0	10	15,667	121	15,788	349,531	23,487	172	23,659
579	0	579	77,989	4,664	82,653	1,564,373	120,775	6,513	127,288
458	40	498	86,339	3,229	89,568	1,747,343	133,684	5,056	138,740
11	0	11	15,433	55	15,488	341,610	23,893	108	24,001
447	40	487	70,906	3,174	74,080	1,405,733	109,791	4,948	114,739
400	0	400	93,432	3,321	96,753	1,890,533	145,382	5,535	150,917
44	0	44	18,621	74	18,695	365,824	28,799	124	28,923
356	0	356	74,811	3,247	78,058	1,524,709	116,583	5,411	121,994
519	60	579	101,978	2,033	104,011	1,953,501	156,821	3,359	160,180
33	0	33	17,972	30	18,002	385,746	27,682	50	27,732
486	60	546	84,006	2,003	86,009	1,567,755	129,139	3,309	132,448

구분 Classification	환 적 출 항								
	10'			20'			40'		
	적 Full	공 Empty	계 Total	적 Full	공 Empty	계 Total	적 Full	공 Empty	계 Total
계	1	0	1	48,958	1,833	50,791	56,073	2,590	58,663
5 국적선	0	0	0	8,075	32	8,107	9,278	69	9,347
외국선	1	0	1	40,883	1,801	42,684	46,795	2,521	49,316
계	1	0	1	47,278	3,512	50,790	58,876	3,420	62,296
6 국적선	1	0	1	7,712	3	7,715	10,112	138	10,250
외국선	0	0	0	39,566	3,509	43,075	48,764	3,282	52,046
계	0	50	50	45,858	2,091	47,949	62,069	3,050	65,119
7 국적선	0	0	0	7,447	40	7,487	10,242	61	10,303
외국선	0	50	50	38,411	2,051	40,462	51,827	2,989	54,816
계	1	0	1	46,003	2,352	48,355	62,389	2,225	64,614
8 국적선	0	0	0	9,172	14	9,186	14,330	255	14,585
외국선	1	0	1	36,831	2,338	39,169	48,059	1,970	50,029
계	3	10	13	46,302	2,790	49,092	60,746	3,251	63,997
9 국적선	1	0	1	8,820	19	8,839	9,510	163	9,673
외국선	2	10	12	37,482	2,771	40,253	51,236	3,088	54,324
계	3	0	3	46,822	2,243	49,065	64,432	2,952	67,384
10 국적선	1	0	1	9,456	39	9,495	10,542	68	10,610
외국선	2	0	2	37,366	2,204	39,570	53,890	2,884	56,774
계	2	0	2	47,906	2,907	50,813	63,350	2,622	65,972
11 국적선	0	0	0	8,911	18	8,929	10,731	85	10,816
외국선	2	0	2	38,995	2,889	41,884	52,619	2,537	55,156
계	0	0	0	46,455	2,091	48,546	63,014	3,695	66,709
12 국적선	0	0	0	9,113	13	9,126	12,002	26	12,028
외국선	0	0	0	37,342	2,078	39,420	51,012	3,669	54,681

T/S (Departure)									
기타 (other)			소계(Sub-Total)				T E U		
적 Full	공 Empty	계 Total	적 Full	공 Empty	계 Total	화물(톤) Cargo (Ton)	적 Full	공 Empty	계 Total
552	31	583	105,584	4,454	110,038	2,096,553	162,342	7,082	169,424
76	0	76	17,429	101	17,530	363,992	26,801	170	26,971
476	31	507	88,155	4,353	92,508	1,732,561	135,541	6,912	142,453
839	262	1,101	106,994	7,194	114,188	2,104,902	166,915	10,940	177,855
95	9	104	17,920	150	18,070	375,384	28,148	299	28,447
744	253	997	89,074	7,044	96,118	1,729,518	138,767	10,641	149,408
919	100	1,019	108,846	5,291	114,137	2,142,288	172,059	8,440	180,499
218	0	218	17,907	101	18,008	372,172	28,420	162	28,582
701	100	801	90,939	5,190	96,129	1,770,116	143,639	8,278	151,917
905	40	945	109,298	4,617	113,915	2,287,901	172,815	6,892	179,707
205	0	205	23,707	269	23,976	424,334	38,293	524	38,817
700	40	740	85,591	4,348	89,939	1,863,567	134,522	6,368	140,890
696	73	769	107,747	6,124	113,871	2,200,109	169,358	9,461	178,819
161	40	201	18,492	222	18,714	401,281	28,201	435	28,636
535	33	568	89,255	5,902	95,157	1,798,828	141,157	9,026	150,183
784	18	802	112,041	5,213	117,254	2,263,882	177,445	8,187	185,632
213	0	213	20,212	107	20,319	413,429	31,017	175	31,192
571	18	589	91,829	5,106	96,935	1,850,453	146,428	8,012	154,440
633	62	695	111,891	5,591	117,482	2,283,069	176,029	8,290	184,319
147	0	147	19,789	103	19,892	409,010	30,704	188	30,892
486	62	548	92,102	5,488	97,590	1,874,059	145,325	8,102	153,427
710	2	712	110,179	5,788	115,967	2,151,160	174,076	9,485	183,561
104	0	104	21,219	39	21,258	434,094	33,349	65	33,414
606	2	608	88,960	5,749	94,709	1,717,066	140,727	9,420	150,147

1. 2002 표본어가개황

1. 표본어가개황

단위:인/가구당, 천원

어업형태	조사가구수 Number of sample households	가구당 인원수 Family members	종사자(주업) Workers(by Main job)		
			어업 Fishery	어업외 Nonfishery	어업취업률(%) ² Fishermen as percent of Family members
전가구 ¹	684	3.05	1.95	1.10	63.93
어선비사용가구	207	2.83	1.65	1.15	58.30
동력선사용가구	343	3.20	2.05	1.16	64.06
양식업가구	131	3.08	2.22	0.88	72.08

주 1. 전가구의 조사가구수에는 무동력선사용가구수(3가구)가 포함됨

2. 어업취업률 = 어업종사자수/가구당인원수*100

2. 어업시설현황

단위:척, 톤

어업형태	어선 Fishing Craft					
	무동력 Non-powered Boat		동력 Motor Boat		계 Total	
	척수 No.	톤수 G.T	척수 No.	톤수 G.T	척수 No.	톤수 G.T
전가구	0.03	0.02	0.85	1.76	0.89	1.78
어선비사용가구	0.00	0.00	0.11	0.09	0.11	0.09
동력선사용가구	0.03	0.03	1.23	2.92	1.27	2.95
양식업가구	0.09	0.04	1.06	1.39	1.14	1.42

I. Outline of Sample Fishery Households in 2002

1. Overview of Sample Fishery Households

Unit : Person, Thousand won

소득 Income		가계비 Household Consumption Expenditures		여가자산* Assets	여가부채 Debts	Fishery Type
어가소득 Fishery Household Income	1인당 소득 Per Capita	가계비 Household Consumption Expenditures	1인당 가계비* Per Capita			
21,816	7,153	17,299	5,672	139,057	17,494	All Households
19,001	6,714	14,062	4,969	123,503	6,599	F. Households Without Boat
22,629	7,072	18,663	5,832	150,848	21,690	F. Households With Motor Boat
24,082	7,819	19,038	6,181	135,946	24,126	Aquaculture F. Households

- 주 1. 1인당 소득 = 어가소득/가구당인원수
 2. 1인당가계비 = 가계비/가구당인원수
 3. 여가자산중 토지는 1998년까지는 조사담당자가 직접 조사하여 평가하였으나 1999년부터 공시지가를 적용하여 평가하였음

2. Fishery Facilities

Unit : Number, Ton, Ha

양식장 Aquaculture Farm			Fishery Type
자가 Owner	임차 Rented	계 Total	
0.99	0.05	1.04	All Households
0.32	0.00	0.32	F. Households Without Boat
0.36	0.04	0.40	F. Households With motor Boat
3.74	0.15	3.89	Aquaculture F. Households

3. 가구원 상황

3-1. 성 별 By sex

단위:인/가구당

Sex	전 가구 All Households	어선비사용가구 Fishery Households without Boat	동력선사용가구 Fishery Households With Motor Boat	양식업가구 Aquaculture Fishery Households
합 계 Total	3.05	2.83	3.20	3.08
남 자 Male	1.56	1.41	1.66	1.58
여 자 Female	1.49	1.42	1.55	1.49

3-2. 연령별 By Age

단위 : 인/가구당

Age	전 가구 All Households	어선비사용가구 Fishery Households without Boat	동력선사용가구 Fishery Households With Motor Boat	양식업가구 Aquaculture Fishery Households
15세 미만 under 15	0.36	0.27	0.42	0.37
15 ~ 19	0.18	0.13	0.22	0.15
20 ~ 29	0.25	0.24	0.26	0.24
30 ~ 39	0.25	0.15	0.31	0.25
40 ~ 49	0.51	0.41	0.61	0.43
50 ~ 59	0.65	0.60	0.66	0.71
60세 이상 Over 60	0.84	1.06	0.68	0.94

3-3 학력별 By Educational Level

단위 : 인/가구당

Education	전 가구 All Households	어선비사용가구 Fishery Households without Boat	동력선사용가구 Fishery Households With Motor Boat	양식업가구 Aquaculture Fishery Households
초등학교 Primary School	1.24	1.18	1.25	1.33
중 학교 Middle School	0.66	0.55	0.74	0.63
고등학교 High School	0.57	0.49	0.62	0.58
초급대학 College	0.06	0.03	0.09	0.03
대 학교 이상 University and Over	0.07	0.06	0.06	0.11
미 취 학 Children	0.12	0.12	0.12	0.12
문 맹 Illiterate	0.18	0.23	0.16	0.16
국문해독 Literate	0.15	0.20	0.13	0.12

3. Household Members

3-4. 주업별 By Main Job

단위:인/가구당

Main Job	전 가 구 All Households	어선비사용가구 Fishery Households without Boat	동력선사용가구 Fishery Households With Motor Boat	양식업가구 Aquaculture Fishery Households
어 업 Fishery	1.46	1.06	1.66	1.61
봉 급 자 Salary man	0.11	0.12	0.10	0.10
농 업 Agriculture	0.49	0.77	0.26	0.65
노 동 자 Laborer	0.08	0.13	0.06	0.06
상 업 Trade	0.06	0.08	0.06	0.04
제 조 업 Manufacture	0.00	0.00	0.00	0.00
학 생 Student	0.41	0.28	0.50	0.38
기 타 Others	0.45	0.52	0.45	0.33

3-5. 부업별 By Side Job

단위 : 인/가구당

Side Job	전 가 구 All Households	어선비사용가구 Fishery Households without Boat	동력선사용가구 Fishery Households With Motor Boat	양식업가구 Aquaculture Fishery Households
어 업 Fishery	0.45	0.63	0.28	0.61
농 업 Agriculture	0.91	0.73	0.82	1.44
상 업 Trade	0.03	0.03	0.04	0.01
제 조 업 Manufacture	0.00	0.00	0.00	0.00
기 타 Others	0.16	0.14	0.17	0.19
없 음 Unemployment	1.49	1.35	1.75	1.06

II. 연 도 별 통 계 표 (1984 ~ 2002)

1. 어가경제 주요지표

단위:천원, %

연도 어업형태별 Year By Fishing Type	어가소득 Fishery Household Income	어업소득 Fishery Income		어업외소득 Nonfishery Income							
		어업조수입 Gross Fishery Receipts	어업경영비 Fishery Production Expenses	농업소득 Farm Income		기타겸업소득 Business Income		수입 Receipts	지출 Expenses		
				농업조수입 Gross Farm Receipts	농업경영비 Farm Production Expenses						
연 도 별											
1984	4,508	2,582	5,589	3,007	1,926	930	1,162	232	121	371	249
1985	4,869	2,815	6,047	3,232	2,054	866	1,143	277	179	393	214
1986	5,402	3,219	7,155	3,936	2,183	809	1,078	269	202	385	183
1987	6,166	3,420	7,577	4,158	2,746	1,149	1,494	346	172	386	215
1988	6,821	3,451	7,882	4,431	2,159	1,386	1,765	379	211	522	311
1989	8,079	4,152	8,863	4,711	2,508	1,553	2,167	614	231	519	289
1990	10,023	5,217	10,367	5,151	3,192	1,897	2,629	732	302	720	418
1991	11,309	5,285	10,255	4,970	3,776	2,066	2,901	835	365	1,032	667
1992	12,371	6,036	11,021	4,985	4,217	1,779	2,691	912	662	1,554	892
1993	14,432	6,222	12,276	6,054	4,684	2,001	2,874	873	582	1,300	718
1994	17,110	8,665	15,215	6,549	5,719	3,404	4,701	1,296	603	1,565	963
1995	18,780	9,437	17,153	7,715	6,075	3,185	4,611	1,427	791	2,358	1,567
1996	19,039	10,526	18,015	7,489	5,410	2,394	3,950	1,556	1,000	2,268	1,268
1997	20,331	11,768	19,389	7,622	5,820	2,761	4,647	1,886	1,061	2,025	965
1998	16,794	9,254	15,604	6,350	5,201	2,577	4,411	1,833	918	1,513	595
1999	18,428	10,323	18,033	7,710	4,882	2,557	4,156	1,599	697	1,049	352
2000	18,875	10,078	18,508	8,430	5,313	2,583	4,371	1,787	798	2,086	1,288
2001	22,252	11,087	20,770	9,683	6,504	2,757	4,866	2,109	1,083	2,319	1,236
2002	21,816	10,165	19,195	9,030	6,465	2,285	4,236	1,951	1,261	2,838	1,578
전 년 비											
1984	9.7	0.5	3.2	5.7	25.1	34.3	23.6	-6.1	53.6	57.0	58.8
1985	8.0	9.0	8.2	7.5	6.6	-6.8	-1.6	19.2	47.1	6.0	-14.0
1986	11.0	14.4	18.3	21.8	6.3	-6.6	-5.7	-2.7	13.1	-2.0	-14.6
1987	14.1	6.2	5.9	5.6	25.8	42.0	38.6	28.5	-14.9	0.4	17.4
1988	10.6	0.9	4.0	6.6	-21.4	20.7	18.1	9.5	22.6	35.0	44.9
1989	18.4	20.3	12.5	6.3	16.2	12.1	22.8	62.1	9.5	-0.5	-7.2
1990	24.1	25.6	17.0	9.3	27.3	22.2	21.3	19.2	31.0	38.7	44.9
1991	12.8	1.3	-1.1	-3.5	18.3	8.9	10.3	14.1	20.8	43.2	59.4
1992	9.4	14.2	7.5	0.3	11.7	-13.9	-7.2	9.3	81.2	50.6	33.8
1993	16.7	3.1	11.4	21.5	11.1	12.5	6.8	-4.3	-12.1	-16.4	-19.5
1994	18.6	39.3	23.9	8.2	22.1	70.1	63.6	48.5	3.6	20.4	34.1
1995	9.8	8.9	12.7	17.8	6.2	-6.5	-1.9	10.1	31.2	50.6	62.8
1996	1.4	11.5	5.0	-2.9	-10.9	-24.8	-14.4	9.0	26.5	-3.8	-19.1
1997	6.8	11.8	7.6	1.8	7.6	15.3	17.6	21.2	6.1	-10.7	-23.9
1998	-17.4	-21.4	-19.5	-16.7	-10.6	-6.7	-5.1	-2.8	-13.5	-25.3	-38.3
1999	9.7	11.6	15.6	21.4	-6.1	-0.8	-5.8	-12.8	-24.1	-30.7	-40.9
2000	2.4	-2.4	2.6	9.3	8.8	1.1	5.2	11.8	14.5	99.0	266.4
2001	17.9	10.0	12.2	14.9	22.4	6.7	11.3	18.0	35.8	11.1	-4.0
2002	-2.0	-8.3	-7.6	-6.7	-0.6	-17.1	-12.9	-7.5	16.4	22.4	27.6
어업형태별 (2002)											
어선비사용가구	19,001	5,606	6,826	1,219	9,082	3,846	6,159	2,313	854	2,165	1,311
동력선사용가구	22,629	11,536	21,451	9,915	4,988	1,230	2,366	1,136	1,604	3,415	1,811
양식업가구	24,082	13,907	33,142	19,235	5,998	2,300	5,688	3,388	1,030	2,448	1,418

자료: 통계청

II. Statistical Tables by Year (1984~2002)

1. Major Indicators of Fishery Household Economy

사업외소득 ¹ Nonbusiness Income			Unit: Thousand won, %									
수입 Receipts	지출 Expenses	이전수입 ² Transfer Income	조세 공과금 Taxes & Dues	가처분 소득 ³ Disposable Income	가계비 Household Consumption Expenditures	분가지출 Family Branching Expenditures	어가경제 잉여 ⁴ Surplus	어가자산 ⁵ Fishery Household Assets	어가부채 Fishery Household Debts	Year By Fishing Type		
By Year												
875	875	187	0	55	4,267	3,398	73	795	18,029	2,361	1984	
1,009	1,009	221	0	47	4,601	3,607	14	979	18,956	3,378	1985	
1,172	1,172	224	0	80	5,098	3,897	45	1,156	20,072	3,549	1986	
1,425	1,713	287	0	71	6,095	4,503	113	1,480	22,643	4,064	1987	
562	838	276	1,211	59	6,762	4,684	70	2,008	26,405	3,818	1988	
724	1,113	389	1,419	44	8,035	6,190	163	1,683	51,253	5,276	1989	
992	1,377	385	1,614	50	9,973	7,072	147	2,754	61,273	5,925	1990	
1,345	1,742	397	2,248	61	11,248	8,235	182	2,831	81,295	6,520	1991	
1,776	2,155	379	2,118	78	12,294	8,593	128	3,573	90,923	6,485	1992	
2,101	2,508	406	3,525	104	14,328	9,411	461	4,456	99,638	7,662	1993	
1,712	2,381	669	2,726	103	17,007	11,548	98	5,360	107,968	9,293	1994	
2,100	2,819	719	3,268	97	18,683	13,139	119	5,425	97,125	11,033	1995	
2,016	2,698	682	3,103	121	18,918	13,946	192	4,779	102,908	12,342	1996	
1,998	2,696	698	2,743	142	20,189	13,929	312	5,949	113,348	11,906	1997	
1,706	2,366	660	2,339	137	16,657	12,465	176	4,016	112,034	11,319	1998	
1,629	2,369	741	3,223	165	18,263	13,639	93	4,531	116,995	11,555	1999	
1,932	2,826	894	3,484	181	18,695	15,058	156	3,480	121,073	13,635	2000	
2,664	3,870	1,206	4,661	197	22,055	16,601	619	4,835	132,226	15,466	2001	
2,920	4,161	1,242	5,185	197	21,618	17,299	23	4,296	139,057	17,494	2002	
% change from previous year												
14.0	14.0	11.0	0.0	28.4	9.4	5.5	25.9	28.2	10.4	15.7	1984	
15.2	15.2	18.5	0.0	-14.5	7.8	6.2	-80.5	23.2	5.1	43.1	1985	
16.2	16.2	1.2	0.0	70.7	10.8	8.0	215.2	18.0	5.9	5.1	1986	
21.6	46.2	28.3	0.0	-11.2	19.5	15.5	149.2	28.0	12.8	14.5	1987	
-60.6	-51.0	-3.8	0.0	-16.6	10.9	4.0	-38.1	35.7	16.6	-6.1	1988	
28.8	32.8	40.9	17.2	-25.9	18.8	32.1	133.7	-16.2	94.1	38.2	1989	
37.0	23.7	-1.1	13.8	15.3	24.1	14.3	-10.0	63.7	19.6	12.3	1990	
35.6	26.5	3.0	39.2	21.6	12.8	16.4	24.4	2.8	32.7	10.0	1991	
32.0	23.7	-4.4	-5.8	26.8	9.3	4.4	-29.9	26.2	11.8	-0.5	1992	
18.3	16.4	7.2	66.4	33.7	16.5	9.5	261.0	24.7	9.6	18.1	1993	
-18.5	-5.0	64.7	-22.7	-0.4	18.7	22.7	-78.7	20.3	8.4	21.3	1994	
22.6	18.4	7.4	19.9	-6.1	9.9	13.8	21.2	1.2	-10.0	18.7	1995	
-4.0	-4.3	-5.1	-5.0	24.9	1.3	6.1	61.7	-11.9	6.0	11.9	1996	
-0.9	-0.1	2.3	-11.6	16.9	6.7	-0.1	61.9	24.5	10.1	-3.5	1997	
-14.6	-12.2	-5.4	-14.7	-3.1	-17.5	-10.5	-43.4	-32.5	-1.2	-4.9	1998	
-4.5	0.1	12.3	37.8	20.4	9.6	9.4	-47.2	12.8	4.4	2.1	1999	
18.6	19.3	20.6	8.1	9.6	2.4	10.4	67.9	-23.2	3.5	18.0	2000	
37.9	37.0	34.9	33.8	8.8	18.0	10.2	296.0	38.9	9.2	13.4	2001	
9.6	7.5	3.0	11.3	0.4	-2.0	4.2	-96.2	-11.2	5.2	13.1	2002	
By Fishing Type (2002)												
4,382	5,215	833	4,312	173	18,828	14,062	77	4,689	123,503	6,599	F. Household Without Boat	
2,155	3,477	1,322	6,105	197	22,433	18,663	0	3,769	150,848	21,690	F. Household With Motor Boat	
2,668	4,369	1,701	4,177	242	23,841	19,038	0	4,802	135,946	24,126	Aquaculture F. Households	

주 1. 1986년 이전 사업외소득은 사업외수입과 같음.

2. 1987년까지 이전수입은 어업외소득에 포함됨.

3. 사업외지출에 포함돼 있던 것을 1987년부터 분류함

4. 가처분소득 = 어가소득 - 조세공과금

5. 어가경제잉여 = 가처분소득 - 가계비 - 분가지출

6. 1983년부터 어가자산은 고정자산에 비어업용자산이 포함되었고, 어가자산중 토지는 1998년까지는 조사담당자가 직접 조사하여 평가하였으나 1999년부터 공시지가를 적용하여 평가하였음

2. 어업 조 수입 (1984 ~ 2002)

단위:천원, %

연도 어업형태별 Year By Fishing Type	어업조수입 Gross Fishery Receipts	어 로 어 업 Fishing Fishery Receipts						양 식 업	
		소 계 Sub-Total	어 류 Fishes	갑 각 류 Crustacea	연체동물 Mollusca	기타수산물 등 Other Aquatic Animals	해조류 Seaweeds	소 계 Sub-Total	해 조 류 Seaweeds
연 도 별									
1984	5,589	4,196	2,754	471	827	115	29	1,226	890
1985	6,047	4,588	3,051	483	893	109	51	1,211	837
1986	7,155	5,538	3,825	523	999	142	49	1,368	992
1987	7,577	5,889	3,770	638	1,274	142	65	1,535	1,048
1988	7,882	6,042	3,756	942	1,116	167	61	1,747	1,267
1989	8,863	5,191	2,118	1,063	1,667	295	48	3,061	1,854
1990	10,367	6,008	2,290	1,227	2,139	279	74	3,043	1,956
1991	10,255	5,613	2,322	981	1,947	293	71	3,517	2,369
1992	11,021	6,746	2,693	1,369	2,263	311	111	2,747	1,447
1993	12,276	8,075	3,170	1,831	2,715	273	85	2,627	1,327
1994	15,215	10,651	6,412	1,002	2,770	361	106	3,287	746
1995	17,153	11,740	7,867	902	2,507	341	123	3,896	826
1996	18,015	12,683	7,343	1,373	3,358	522	87	3,750	993
1997	19,389	13,217	7,541	1,257	3,850	454	115	4,642	1,879
1998	15,604	10,383	5,586	1,022	2,914	660	202	3,747	1,632
1999	18,033	11,167	4,286	1,489	4,997	318	77	5,690	1,767
2000	18,508	11,541	4,842	1,595	4,557	308	239	5,922	2,007
2001	20,770	12,252	5,252	1,963	4,592	324	121	6,520	1,829
2002	19,195	12,274	5,146	2,016	4,510	365	238	6,216	2,179
구 성 비									
1984	100.0	75.1	49.3	8.4	14.8	2.1	0.5	21.9	15.9
1985	100.0	75.9	50.5	8.0	14.8	1.8	0.8	20.0	13.8
1986	100.0	77.4	53.5	7.3	14.0	2.0	0.7	19.1	13.9
1987	100.0	77.7	49.8	8.4	16.8	1.9	0.9	20.3	13.8
1988	100.0	76.7	47.6	11.9	14.2	2.1	0.8	22.2	16.1
1989	100.0	58.6	23.9	12.0	18.8	3.3	0.5	34.5	20.9
1990	100.0	58.0	22.1	11.8	20.6	2.7	0.7	29.4	18.9
1991	100.0	54.7	22.6	9.6	19.0	2.9	0.7	34.3	23.1
1992	100.0	61.2	24.4	12.4	20.5	2.8	1.0	24.9	13.1
1993	100.0	65.8	25.8	14.9	22.1	2.2	0.7	21.4	10.8
1994	100.0	70.0	42.1	6.6	18.2	2.4	0.7	21.6	4.9
1995	100.0	68.4	45.9	5.3	14.6	2.0	0.7	22.7	4.8
1996	100.0	70.4	40.8	7.6	18.6	2.9	0.5	20.8	5.5
1997	100.0	68.2	38.9	6.5	19.9	2.3	0.6	23.9	9.7
1998	100.0	66.5	35.8	6.5	18.7	4.2	1.3	24.0	10.5
1999	100.0	61.9	23.8	8.3	27.7	1.8	0.4	31.6	9.8
2000	100.0	62.4	26.2	8.6	24.6	1.6	1.3	32.0	10.8
2001	100.0	59.0	25.3	9.5	22.1	1.6	0.6	31.4	8.8
2002	100.0	63.9	26.8	10.5	23.5	1.9	1.2	32.4	11.4
어업 형태 별 (2002)									
어선비사용가구	6,826	6,364	1,637	562	3,274	443	448	332	58
동력선사용가구	21,451	20,064	9,120	3,580	6,806	399	160	586	325
양 식 업 가 구	33,142	1,368	406	264	549	37	112	30,392	10,437

2. Gross Fishery Receipts(1984 ~ 2002)

Unit: Thousand won, %

Aquaculture Fishery Receipts		수 산 가 공 업 Fisheries Processing Receipts							수 산 물 재고증감 Changes in Fishery Products Inventory	Year By Fishing Type
패 류 Shellfish	기 타 Others	소 계 Sub-Total	자연건조 제품 Dried	염건품 Salted & Dried	열 가 공 건조제품 Cooked	염신장품 Salted Preserved & Pickled	해조제품, 미, 한천 Dried Seaweeds, Hijiki & Agar	기 타 Others		
By Year										
328	8	164	34	1	2	41	87	0	2	1984
368	7	236	21	0	1	47	167	0	12	1985
356	19	255	15	0	1	98	140	1	-6	1986
455	32	144	4	3	9	91	36	0	9	1987
468	12	102	1	0	12	84	4	0	-9	1988
544	663	603	4	1	8	152	438	0	7	1989
476	611	952	0	0	34	460	458	0	364	1990
558	590	1,110	0	0	46	525	540	0	14	1991
598	702	1,538	1	0	34	630	873	0	-10	1992
560	740	1,582	0	0	68	761	752	0	-9	1993
1,934	607	1,264	63	0	304	20	877	0	12	1994
2,060	1,010	1,544	10	0	409	17	1,108	0	-27	1995
1,588	1,169	1,581	1	0	819	4	758	0	1	1996
1,087	1,676	1,534	27	0	741	5	760	0	-3	1997
976	1,139	1,472	41	0	546	6	879	0	2	1998
1,875	2,048	1,159	51	0	264	239	571	35	17	1999
1,937	1,978	1,066	13	0	461	0	422	170	-21	2000
1,761	2,929	1,994	19	0	888	0	760	327	4	2001
1,517	2,519	711	13	0	288	0	305	105	-5	2002
Composition										
5.9	0.1	2.9	0.6	0.0	0.0	0.7	1.6	0.0	0.0	1984
6.1	0.1	3.9	0.4	0.0	0.0	0.8	2.7	0.0	0.2	1985
5.0	0.3	3.6	0.2	0.0	0.0	1.4	2.0	0.0	-0.1	1986
6.0	0.4	1.9	0.1	0.0	0.1	1.2	0.5	0.0	0.1	1987
5.9	0.1	1.3	0.0	0.0	0.2	1.1	0.1	0.0	-0.1	1988
6.1	7.5	6.8	0.0	0.0	0.1	1.7	4.9	0.0	0.1	1989
4.6	5.9	9.2	0.0	0.0	0.3	4.4	4.4	0.0	3.5	1990
5.4	5.8	10.8	0.0	0.0	0.4	5.1	5.3	0.0	0.1	1991
5.4	6.4	14.0	0.0	0.0	0.3	5.7	7.9	0.0	-0.1	1992
4.6	6.0	12.9	0.0	0.0	0.6	6.2	6.1	0.0	-0.1	1993
12.7	4.0	8.3	0.4	0.0	2.0	0.1	5.8	0.0	0.1	1994
12.0	5.9	9.0	0.1	0.0	2.4	0.1	6.5	0.0	-0.2	1995
8.8	6.5	8.8	0.0	0.0	4.5	0.0	4.2	0.0	0.0	1996
5.6	8.6	7.9	0.1	0.0	3.8	0.0	3.9	0.0	0.0	1997
6.3	7.3	9.4	0.3	0.0	3.5	0.0	5.6	0.0	0.0	1998
10.4	11.4	6.4	0.3	0.0	1.5	1.3	3.2	0.2	0.1	1999
10.5	10.7	5.8	0.1	0.0	2.5	0.0	2.3	0.9	-0.1	2000
8.5	14.1	9.6	0.1	0.0	4.3	0.0	3.7	1.6	0.0	2001
7.9	13.1	3.7	0.1	0.0	1.5	0.0	1.6	0.5	0.0	2002
By Fishing Type (2002)										
274	0	140	5	0	65	0	68	2	-11	F. Household Without Boat
218	43	805	22	0	496	0	87	200	-4	F. Household With Motor Boat
6,915	13,040	1,384	0	0	104	0	1,259	21	-2	Aquaculture F. Household

주 1. 2000년부터 수산가공업수입에서 염건품, 염신장품은 기타에 포함됨.

3. 어업경영비 (1984~2002)

단위:천원, %

연도 어업형태별 Year By Fishing Type	어업경영비 Fishery Production Expenses	어 로 어 업 Fishing Fishery Expenses							
		소 계 Sub-Total	고기밥대 Bait	얼 음 대 Ice	어상자대 Fish-Box	연 료 비 Fuel	선수품비 Equipment Charges for Fishing Work	어구구입 및 보수비 Buying Gear & Repair	노 임 Wages
연 도 별									
1984	3,007	2,467	32	97	83	565	56	381	903
1985	3,232	2,592	49	103	63	610	61	425	930
1986	3,936	3,118	57	89	103	597	84	502	1,222
1987	4,158	3,316	57	102	95	590	73	560	1,364
1988	4,431	3,416	44	60	69	492	54	721	1,557
1989	4,711	2,307	101	13	23	297	33	547	957
1990	5,151	2,779	127	32	19	389	46	502	1,243
1991	4,970	2,550	131	25	20	310	49	444	1,201
1992	4,985	2,702	111	16	18	371	43	574	1,197
1993	6,054	3,745	126	27	19	447	67	659	1,998
1994	6,549	3,954	267	19	36	452	60	1,266	1,461
1995	7,715	4,525	298	21	43	537	73	1,084	1,952
1996	7,489	4,649	287	24	36	669	111	1,235	1,795
1997	7,622	4,829	322	30	17	787	253	1,288	1,762
1998	6,350	3,678	243	26	24	735	151	939	1,263
1999	7,710	3,915	270	16	21	697	107	1,083	1,365
2000	8,430	4,069	252	17	15	959	105	1,063	1,285
2001	9,683	4,802	293	19	29	1,138	91	1,278	1,437
2002	9,030	4,314	294	20	30	1,062	111	1,128	1,236
구 성 비									
1984	100.0	82.0	1.1	3.2	2.8	18.8	1.8	12.7	30.0
1985	100.0	80.2	1.5	3.2	2.0	18.9	1.9	13.2	28.8
1986	100.0	79.2	1.5	2.3	2.6	15.2	2.1	12.7	31.0
1987	100.0	79.8	1.4	2.5	2.3	14.2	1.8	13.5	32.8
1988	100.0	77.1	1.0	1.4	1.6	11.1	1.2	16.3	35.1
1989	100.0	49.0	2.1	0.3	0.5	6.3	0.7	11.6	20.3
1990	100.0	54.0	2.5	0.6	0.4	7.6	0.9	9.7	24.1
1991	100.0	51.3	2.6	0.5	0.4	6.2	1.0	8.9	24.2
1992	100.0	54.2	2.2	0.3	0.4	7.4	0.9	11.5	24.0
1993	100.0	61.9	2.1	0.4	0.3	7.4	1.1	10.9	33.0
1994	100.0	60.4	4.1	0.3	0.5	6.9	0.9	19.3	22.3
1995	100.0	58.7	3.9	0.3	0.6	7.0	0.9	14.0	25.3
1996	100.0	62.1	3.8	0.3	0.5	8.9	1.5	16.5	24.0
1997	100.0	63.4	4.2	0.4	0.2	10.3	3.3	16.9	23.1
1998	100.0	57.9	3.8	0.4	0.4	11.6	2.4	14.8	19.9
1999	100.0	50.8	3.5	0.2	0.3	9.0	1.4	14.0	17.7
2000	100.0	48.3	3.0	0.2	0.2	11.4	1.2	12.6	15.2
2001	100.0	49.6	3.0	0.2	0.3	11.8	0.9	13.2	14.8
2002	100.0	47.8	3.3	0.2	0.3	11.8	1.2	12.5	13.7
어업형태별 (2002)									
어선비사용가구	1,219	1,015	5	4	7	148	59	238	94
동력선사용가구	9,915	7,800	551	37	55	1,977	182	2,015	2,401
양식업가구	19,235	488	85	0	1	132	11	230	17

3. Fishery Production Expenses (1984~2002)

Unit: Thousand won, %

		양 식 업 Aquaculture Fishery Expenses				수 산 가 공 업 Fisheries Processing Expenses				감 가 상 각 비 Depreciat -ion	재 고 생 산 자 재 증 감 Changes in Productive Materials Inventory	Year By Fishing Type
임차료 Rent	기 타 Others	소 계 Sub-Total	종묘대 Seed Shell	양식시설 및 보수비 Facilities & Repair	기 타 Others	소 계 Sub-Total	가공재료비 Materials for Processing	시설보수비 Facilities & Repair	기 타 Others			
By Year												
14	335	337	64	140	132	43	12	9	22	172	-12	1984
6	346	362	54	148	160	77	31	5	41	198	4	1985
15	449	473	83	107	283	72	24	3	44	277	-4	1986
8	467	505	134	131	241	60	32	1	27	256	19	1987
17	401	620	95	174	350	89	26	1	62	304	2	1988
12	324	1,718	313	358	1,047	347	121	10	216	353	-13	1989
16	406	1,609	308	284	1,017	404	228	15	161	365	-6	1990
83	287	1,569	213	231	1,125	438	208	34	195	368	44	1991
80	293	1,233	225	202	805	567	210	64	293	487	-4	1992
52	349	1,306	261	228	818	522	226	21	275	477	4	1993
25	368	1,737	715	290	732	287	29	18	241	546	24	1994
36	482	2,330	833	445	1,053	357	33	7	317	510	-7	1995
17	476	1,739	475	399	865	413	112	4	297	648	40	1996
14	357	1,653	344	318	991	447	144	28	275	697	-5	1997
8	290	1,346	318	330	698	543	148	27	368	673	111	1998
30	326	2,612	854	561	1,197	336	74	14	248	817	29	1999
43	329	3,144	985	560	1,599	225	62	8	155	975	17	2000
107	410	3,222	592	727	1,903	668	395	2	271	997	-6	2001
43	390	3,376	903	556	1,917	267	73	1	193	1,057	16	2002
Composition												
0.5	11.1	11.2	2.1	4.6	4.4	1.4	0.4	0.3	0.7	5.7	-0.4	1984
0.2	10.7	11.2	1.7	4.6	5.0	2.4	1.0	0.1	1.3	6.1	0.1	1985
0.4	11.4	12.0	2.1	2.7	7.2	1.8	0.6	0.1	1.1	7.0	-0.1	1986
0.2	11.2	12.2	3.2	3.1	5.8	1.5	0.8	0.0	0.7	6.2	0.5	1987
0.4	9.0	14.0	2.1	3.9	7.9	2.0	0.6	0.0	1.4	6.9	0.0	1988
0.3	6.9	36.5	6.6	7.6	22.2	7.4	2.6	0.2	4.6	7.5	-0.3	1989
0.3	7.9	31.2	6.0	5.5	19.8	7.8	4.4	0.3	3.1	7.1	-0.1	1990
1.7	5.8	31.6	4.3	4.6	22.6	8.8	4.2	0.7	3.9	7.4	0.9	1991
1.6	5.9	24.7	4.5	4.1	16.2	11.4	4.2	1.3	5.9	9.8	-0.1	1992
0.9	5.8	21.6	4.3	3.8	13.5	8.6	3.7	0.4	4.5	7.9	0.1	1993
0.4	5.6	26.5	10.9	4.4	11.2	4.4	0.4	0.3	3.7	8.3	0.4	1994
0.5	6.2	30.2	10.8	5.8	13.6	4.6	0.4	0.1	4.1	6.6	-0.1	1995
0.2	6.4	23.2	6.3	5.3	11.5	5.5	1.5	0.1	4.0	8.7	0.5	1996
0.2	4.7	21.7	4.5	4.2	13.0	5.9	1.9	0.4	3.6	9.1	-0.1	1997
0.1	4.6	21.2	5.0	5.2	11.0	8.6	2.3	0.4	5.8	10.6	1.7	1998
0.4	4.2	33.9	11.1	7.3	15.5	4.4	1.0	0.2	3.2	10.6	0.4	1999
0.5	3.9	37.3	11.7	6.6	19.0	2.7	0.7	0.1	1.8	11.6	0.2	2000
1.1	4.2	33.3	6.1	7.5	19.6	6.9	4.1	0.0	2.8	10.3	-0.1	2001
0.5	4.3	37.4	10.0	6.2	21.2	3.0	0.8	0.0	2.1	11.7	0.2	2002
By Fishing Type (2002)												
98	361	68	16	15	37	58	9	0	48	78	1	F. Household Without Boat
26	555	271	103	66	103	163	34	0	128	1,649	31	F. Household With Motor Boat
0	12	16,812	4,421	2,707	9,684	876	276	3	597	1,061	0	Aquaculture F. Household

4. 어업수지 (1984~2002)

단위:천원, %

연도 어업형태별 Year By Fishing Type	어업조수입 Gross Fishery Receipts	어업수입 Fishery Receipts				수산물재고증감 Changes in Fishery Products Inventory
		소 계 Sub-Total	어로수입 Fishing Fishery	양식수입 Aquaculture F	수산가공수입 Fishery Processing	
연 도 별						
1984	5,589	5,587	4,196	1,226	164	2
1985	6,047	6,035	4,588	1,211	236	12
1986	7,155	7,161	5,538	1,368	255	-6
1987	7,577	7,568	5,889	1,535	144	9
1988	7,882	7,890	6,042	1,747	102	-9
1989	8,863	8,856	5,191	3,061	603	7
1990	10,367	10,004	6,008	3,043	952	364
1991	10,255	10,240	5,613	3,517	1,110	14
1992	11,021	11,031	6,746	2,747	1,538	-10
1993	12,276	12,284	8,075	2,627	1,582	-9
1994	15,215	15,203	10,651	3,287	1,264	12
1995	17,153	17,179	11,740	3,896	1,544	-27
1996	18,015	18,014	12,683	3,750	1,581	1
1997	19,389	19,393	13,217	4,642	1,534	-3
1998	15,604	15,602	10,383	3,747	1,472	2
1999	18,033	18,016	11,167	5,690	1,159	17
2000	18,508	18,529	11,541	5,922	1,066	-21
2001	20,770	20,766	12,252	6,520	1,994	4
2002	19,195	19,201	12,274	6,216	711	-5
전 년 비						
1984	3.2	3.5	-3.2	30.7	31.3	-87.4
1985	8.2	8.0	9.3	-1.2	43.8	397.5
1986	18.3	18.7	20.7	12.9	8.1	-151.2
1987	5.9	5.7	6.3	12.2	-43.5	248.5
1988	4.0	4.3	2.6	13.8	-29.7	-195.2
1989	12.5	12.2	-14.1	75.2	494.4	186.1
1990	17.0	13.0	15.7	-0.6	57.8	4849.5
1991	-1.1	2.4	-6.6	15.6	16.6	-96.1
1992	7.5	7.7	20.2	-21.9	38.5	-171.8
1993	11.4	11.4	19.7	-4.4	2.9	13.7
1994	23.9	23.8	31.9	25.1	-20.1	239.9
1995	12.7	13.0	10.2	18.5	22.1	-321.0
1996	5.0	4.9	8.0	-3.7	2.4	104.1
1997	7.6	7.7	4.2	23.8	-3.0	-405.0
1998	-19.5	-19.5	-21.4	-19.3	-4.1	168.1
1999	15.6	15.5	7.5	51.8	-21.2	664.7
2000	2.6	2.8	3.3	4.1	-8.0	-219.3
2001	12.2	12.1	6.2	10.1	87.1	-118.5
2002	-7.6	-7.5	0.2	-4.7	-64.4	-237.5
어업형태별 (2002)						
어선비사용가구	6,826	6,837	6,364	332	140	-11
동력선사용가구	21,451	21,455	20,064	586	805	-4
양식업가구	33,142	33,144	1,368	30,392	1,384	-2

4. Fishery Receipts & Expenses (1984~2002)

Unit: Thousand won, %

어업경영비 Fishery Production Expenses	어업지출 Aquaculture Fishery Expenses				감가상각비 Depreciation	재고생산자재 증감 Changes in Productive Materials Inventory	Year By Fishing Type
	소 계 Sub-Total	어로지출 Fishing Fishery	양식지출 Aquaculture Fishery	수산가공지출 Fishery Processing			
By Year							
3,007	2,847	2,467	337	43	172	-12	1984
3,232	3,031	2,592	362	77	198	4	1985
3,936	3,663	3,118	473	72	277	-4	1986
4,158	3,882	3,316	505	60	256	19	1987
4,431	4,125	3,416	620	89	304	2	1988
4,711	4,372	2,307	1,718	347	353	-13	1989
5,151	4,792	2,779	1,609	404	365	-6	1990
4,970	4,557	2,550	1,569	438	368	44	1991
4,985	4,501	2,702	1,233	567	487	-4	1992
6,054	5,573	3,745	1,306	522	477	4	1993
6,549	5,979	3,954	1,737	287	546	24	1994
7,715	7,212	4,525	2,330	357	510	-7	1995
7,489	6,801	4,649	1,739	413	648	40	1996
7,622	6,930	4,829	1,653	447	697	-5	1997
6,350	5,566	3,678	1,346	543	673	111	1998
7,710	6,863	3,915	2,612	336	817	29	1999
8,430	7,438	4,069	3,144	225	975	17	2000
9,683	8,692	4,802	3,222	668	997	-6	2001
9,030	7,957	4,314	3,376	267	1,057	16	2002
% change from previous year							
5.7	5.2	5.6	-3.5	104.9	17.9	-53.0	1984
7.5	6.4	5.0	7.6	77.8	14.7	129.2	1985
21.8	20.9	20.3	30.6	-6.0	39.9	-202.5	1986
5.6	6.0	6.4	6.8	-16.0	-7.4	633.1	1987
6.6	6.3	3.0	22.6	48.1	18.6	-88.8	1988
6.3	6.0	-32.4	177.2	287.9	16.1	-706.5	1989
9.3	9.6	20.5	-6.3	16.4	3.4	51.9	1990
-3.5	-4.9	-8.2	-2.5	8.4	1.0	798.6	1991
0.3	-1.2	6.0	-21.4	29.5	32.2	-109.0	1992
21.5	23.8	38.6	6.0	-7.9	-2.2	209.3	1993
8.2	7.3	5.6	33.0	-44.9	14.5	459.9	1994
17.8	20.6	14.4	34.1	24.1	-6.6	-127.0	1995
-2.9	-5.7	2.7	-25.4	15.7	27.1	708.1	1996
1.8	1.9	3.9	-4.9	8.3	7.6	-112.8	1997
-16.7	-19.7	-23.8	-18.6	21.5	-3.5	2254.9	1998
21.4	23.3	6.5	94.1	-38.2	21.5	-73.5	1999
9.3	8.4	3.9	20.4	-32.9	19.3	-43.9	2000
14.9	16.9	18.0	2.5	196.4	2.3	-135.6	2001
-6.7	-8.5	-10.2	4.8	-60.0	6.0	-365.5	2002
By Fishing Type (2002)							
1,219	1,140	1,015	68	58	78	1	F. Household Without Boat
9,915	8,235	7,800	271	163	1,649	31	F. Household With Motor Boat
19,235	18,175	488	16,812	876	1,061	0	Aquaculture F. Household

5. 결업수입 (1984~2002)

단위:천원, %

연도 어업형태별 Year By Fishing Type	결업수입 Nonfishery Business Receipts	농업조수입					
		소계 Sub-Total	곡물류 Grains	기타농작물 Other Crops	축산물 Livestock Products	양잠 Sericulture	기타 Others
연도별							
1984	1,532	1,162	611	278	49	0	15
1985	1,536	1,143	605	308	50	0	30
1986	1,463	1,078	630	308	71	0	38
1987	1,881	1,494	749	283	115	0	40
1988	2,286	1,765	916	342	92	0	154
1989	2,686	2,167	1,126	737	112	1	3
1990	3,350	2,629	1,193	663	203	1	293
1991	3,932	2,901	1,410	757	205	0	7
1992	4,245	2,691	1,522	897	278	0	4
1993	4,174	2,874	1,467	814	203	1	8
1994	6,266	4,701	2,244	1,195	287	0	0
1995	6,969	4,611	2,388	1,219	413	0	1
1996	6,218	3,950	2,100	1,319	211	0	1
1997	6,672	4,647	2,620	1,459	234	0	0
1998	5,923	4,411	2,775	1,408	134	0	1
1999	5,204	4,156	2,218	1,247	80	1	1
2000	6,457	4,371	2,475	1,447	145	0	6
2001	7,185	4,866	2,606	1,695	225	0	1
2002	7,075	4,236	1,962	1,517	209	0	2
전년비							
1984	30.3	23.6	24.9	18.3	-33.6	0.0	115.7
1985	0.2	-1.6	-0.9	10.7	3.3	0.0	95.0
1986	-4.8	-5.7	4.2	-0.1	41.9	0.0	26.7
1987	28.6	38.6	18.8	-8.1	61.4	0.0	5.9
1988	21.6	18.1	22.3	20.8	-20.0	0.0	283.6
1989	17.5	22.8	22.9	115.6	21.2	0.0	-98.2
1990	24.7	21.3	6.0	-10.0	81.5	0.0	10396.8
1991	17.4	10.3	18.2	14.1	0.9	0.0	-97.6
1992	8.0	-7.2	8.0	18.5	35.9	0.0	-38.2
1993	-1.7	6.8	-3.6	-9.2	-27.1	0.0	85.5
1994	50.1	63.6	52.9	46.8	41.5	0.0	-98.4
1995	11.2	-1.9	6.4	2.1	44.2	0.0	353.9
1996	-10.8	-14.4	-12.1	8.2	-48.9	0.0	-7.9
1997	7.3	17.6	24.8	10.6	10.5	0.0	0.0
1998	-11.2	-5.1	5.9	-3.5	-42.6	0.0	0.0
1999	-12.1	-5.8	-20.1	-11.4	-40.3	0.0	-42.7
2000	24.1	5.2	11.6	16.1	81.1	0.0	328.0
2001	11.3	11.3	5.3	17.1	55.4	0.0	-82.4
2002	-1.5	-12.9	-24.7	-10.5	-7.1	0.0	53.0
어업형태별 (2002)							
어선비사용가구	8,325	6,159	2,501	2,338	498	0	4
동력선사용가구	5,781	2,366	1,092	1,009	86	0	0
양식업가구	8,136	5,688	2,968	1,548	72	0	0

주 1. 2000년부터 농업조수입에서 양잠은 기타에 포함됨.

5. Nonfishery Business Receipts (1984~2002)

Unit: Thousand won, %

Gross Farm Receipts			기 타 겸 업 수 입 Other Business Receipts						Year By Fishing Type
농 산 물 재고증감 Changes in Agr. Products Inventory	대 동물 증 식 Increase in large Animals	대 식 물 증 식 Increase in large Plants	소 계 Sub-Total	상 공 업 Trade & Manufacture	서 비 스 업 Services	임 산 물 Forestry	기 타 Others		
By Year									
121	87	0	371	296	39	35	1	1984	
109	40	0	393	304	48	40	1	1985	
-42	72	0	385	265	80	39	1	1986	
230	77	0	386	244	110	31	2	1987	
43	212	6	522	385	97	27	13	1988	
112	62	15	519	355	141	15	8	1989	
122	146	8	720	476	220	9	16	1990	
367	137	18	1,032	557	445	11	20	1991	
-225	203	11	1,554	572	966	10	7	1992	
90	172	120	1,300	455	809	4	32	1993	
400	486	89	1,565	973	550	19	24	1994	
-6	492	104	2,358	1,395	881	13	69	1995	
158	122	39	2,268	841	1,391	9	27	1996	
71	217	46	2,025	578	1,407	4	36	1997	
-75	132	35	1,513	483	1,014	8	8	1998	
337	227	45	1,049	107	808	9	124	1999	
76	176	45	2,086	881	1,132	0	73	2000	
-85	354	70	2,319	794	1,473	0	52	2001	
90	374	82	2,838	803	1,917	0	119	2002	
% change from previous year									
86.7	24.7	0.0	57.0	65.3	146.3	-5.5	-84.7	1984	
-10.2	-53.7	0.0	6.0	2.9	21.1	14.6	32.6	1985	
-138.6	78.3	0.0	-2.0	-12.9	67.8	-3.3	34.8	1986	
647.7	6.8	0.0	0.4	-7.9	37.6	-20.4	37.9	1987	
-81.4	175.6	0.0	35.0	58.1	-12.5	-13.0	714.2	1988	
160.0	-70.9	158.3	-0.5	-7.9	45.9	-42.5	-37.1	1989	
9.1	136.3	-45.2	38.7	34.1	56.3	-44.0	94.0	1990	
201.1	-6.2	121.3	43.2	17.0	102.2	24.5	23.1	1991	
-161.4	48.3	-38.4	50.6	2.7	117.1	-10.5	-64.5	1992	
139.9	-15.6	971.2	-16.4	-20.4	-16.3	-58.6	358.4	1993	
346.4	182.9	-25.8	20.4	113.8	-32.1	372.9	-24.7	1994	
-101.4	1.3	16.7	50.6	43.4	60.3	-30.7	184.5	1995	
2850.6	-75.3	-62.4	-3.8	-39.7	58.0	-33.2	-60.1	1996	
-55.1	78.4	18.1	-10.7	-31.3	1.1	-50.4	33.0	1997	
-205.4	-39.0	-24.3	-25.3	-16.4	-28.0	91.1	-78.5	1998	
550.5	72.0	29.5	-30.7	-77.8	-20.3	13.0	1481.9	1999	
-77.3	-22.4	-1.4	99.0	721.0	40.0	0.0	-41.1	2000	
-211.3	100.6	56.4	11.1	-9.9	30.2	0.0	-29.7	2001	
-206.1	5.7	18.1	22.4	1.1	30.1	0.0	130.0	2002	
By Fishing Type (2002)									
230	356	232	2,165	1,302	854	0	10	F. Household Without Boat	
60	97	20	3,415	519	2,723	0	173	F. Household With Motor Boat	
-50	1,138	12	2,448	775	1,532	0	140	Aquaculture F. Household	

주 1. 2000년부터 기타겸업수입에서 임산물은 기타에 포함됨.

6. 겸업지출 (1984~2002)

단위:천원, %

연도 어업형태별 Year By Fishing Type	겸업지출 Nonfishery Business Expenses	농업경영비					
		소 계 Sub-Total	농사비 Seed & Fertilizers	농구비 Agricultural Implements	영농광열비 Fuel & Light	동물비 Animals & Feeds	양잠비 Sericulture
연 도 별							
1984	481	232	107	15	6	27	0
1985	491	277	121	22	5	32	0
1986	452	269	116	23	5	36	0
1987	560	346	130	24	7	49	0
1988	690	379	111	21	8	57	0
1989	902	614	187	38	28	55	0
1990	1,150	732	231	36	28	82	0
1991	1,501	835	242	39	18	120	0
1992	1,804	912	230	39	22	181	0
1993	1,591	873	263	38	21	115	0
1994	2,259	1,296	346	46	26	150	0
1995	2,993	1,427	370	37	30	203	0
1996	2,824	1,556	384	43	26	240	0
1997	2,850	1,886	432	81	48	241	0
1998	2,428	1,833	527	42	34	197	0
1999	1,951	1,599	506	74	37	104	0
2000	3,076	1,787	500	73	62	111	0
2001	3,345	2,109	546	83	69	164	0
2002	3,529	1,951	445	69	64	172	0
전 년 비							
1984	19.1	-6.1	3.9	-31.9	34.1	-54.7	0.0
1985	2.0	19.2	13.2	43.9	-13.4	19.8	0.0
1986	-7.9	-2.7	-3.6	4.4	-1.0	12.5	0.0
1987	24.0	28.5	11.5	3.7	31.5	34.6	0.0
1988	23.1	9.5	-14.1	-10.9	18.8	17.6	0.0
1989	30.8	62.1	67.6	79.0	254.6	-3.7	0.0
1990	27.5	19.2	23.6	-6.6	-0.2	49.0	0.0
1991	30.6	14.1	4.7	9.8	-36.7	45.7	0.0
1992	20.2	9.3	-4.8	0.1	23.8	50.8	0.0
1993	-11.8	-4.3	14.4	-1.9	-4.9	-36.3	0.0
1994	42.0	48.5	31.5	19.5	21.9	30.2	0.0
1995	32.5	10.1	6.9	-19.6	17.9	34.8	0.0
1996	-5.7	9.0	3.8	16.8	-13.9	18.5	0.0
1997	0.9	21.2	12.7	87.9	83.7	0.4	0.0
1998	-14.8	-2.8	21.8	-47.9	-29.0	-18.2	0.0
1999	-19.7	-12.8	-3.8	76.8	7.5	-47.2	0.0
2000	57.7	11.8	-1.3	-1.3	70.1	6.7	0.0
2001	8.8	18.0	9.2	13.1	11.7	47.5	0.0
2002	5.5	-7.5	-18.6	-16.7	-7.7	5.0	0.0
어업 형태 별 (2002)							
어선비사용가구	3,624	2,313	426	63	77	341	0
동력선사용가구	2,948	1,136	325	31	35	58	0
양식업가구	4,806	3,388	770	177	114	205	0

6. Nonfishery Business Expenses (1984 ~ 2002)

Unit: Thousand won, %

Farm Production Expenses					기 타 겸 업 지 출 Other Business Expenses					Year By Fishing Type
노 임 Wages	임차료 Rent	기 타 ¹ Others	감가상각비 Depreciation	재고자재증감 Changes in Productive Material Inventory	소 계 Sub-Total	상 공 업 Trade & Manufacture	서비스업 Services	임 산 물 Forestry Products	기 타 ² Others	
By Year										
38	22	17	0	0	249	201	47	0	1	1984
42	34	20	0	0	214	196	18	0	0	1985
44	21	23	0	0	183	154	28	0	0	1986
65	43	28	0	0	215	156	58	0	0	1987
66	46	40	32	-3	311	272	38	0	1	1988
123	62	57	65	-2	289	238	32	0	18	1989
131	113	50	62	-2	418	334	61	0	23	1990
143	132	52	91	-3	667	423	237	0	6	1991
112	152	54	121	1	892	426	461	0	5	1992
112	148	43	134	-3	718	275	414	0	28	1993
118	270	97	247	-3	963	719	228	1	15	1994
200	171	123	289	4	1,567	1,094	441	0	32	1995
169	205	149	343	-3	1,268	595	659	0	14	1996
205	261	217	403	-2	965	407	548	0	9	1997
175	238	172	457	-9	595	235	350	0	10	1998
169	201	132	426	-51	352	67	261	4	19	1999
137	280	127	481	16	1,288	738	481	0	69	2000
113	383	190	561	0	1,236	599	620	0	18	2001
115	325	184	574	4	1,578	535	898	0	145	2002
% change from previous year										
5.3	112.4	55.9	0.0	0.0	58.8	39.2	1516.6	-37.2	-94.2	1984
10.5	56.2	16.9	0.0	0.0	-14.0	-2.9	-62.4	30.8	-37.0	1985
2.9	-36.9	15.5	0.0	0.0	-14.6	-21.1	59.9	-66.9	-79.5	1986
50.0	101.1	20.7	0.0	0.0	17.4	1.0	105.3	342.3	387.8	1987
0.8	8.5	41.1	0.0	0.0	44.9	74.6	-34.2	-90.9	70.1	1988
85.9	33.5	44.6	105.6	49.0	-7.2	-12.5	-16.4	33.3	2908.0	1989
6.9	82.7	-13.1	-4.0	0.6	44.9	40.4	89.8	185.7	24.2	1990
9.2	16.6	5.2	46.1	-56.8	59.4	26.5	290.3	515.0	-74.8	1991
-21.9	15.1	3.4	32.9	127.5	33.8	0.7	94.2	-30.5	-16.0	1992
0.1	-2.4	-20.0	11.1	-459.2	-19.5	-35.4	-10.1	-93.0	483.2	1993
5.4	81.9	123.9	83.9	6.7	34.1	160.9	-44.9	2641.7	-47.7	1994
69.8	-36.5	26.9	17.0	227.3	62.8	52.3	92.9	-92.4	114.8	1995
-15.4	19.9	20.6	18.7	-184.7	-19.1	-45.7	49.6	94.0	-55.7	1996
20.9	27.4	45.7	17.5	20.9	-23.9	-31.5	-16.8	-39.2	-34.5	1997
-14.4	-9.0	-20.4	13.3	-260.4	-38.3	-42.3	-36.1	403.4	4.0	1998
-3.4	-15.4	-23.7	-6.7	-466.7	-40.9	-71.7	-25.3	1350.8	101.2	1999
-19.1	39.0	-3.3	12.9	-130.8	266.4	1009.0	84.1	0.0	263.2	2000
-17.5	37.1	49.1	16.6	-100.1	-4.0	-18.9	28.9	0.0	-74.6	2001
1.8	-15.2	-3.0	2.3	-16195.5	27.6	-10.7	44.8	0.0	723.8	2002
By Fishing Type (2002)										
126	367	366	575	-26	1,311	880	427	0	4	F. Household Without Boat
78	212	63	382	-47	1,811	358	1,405	0	48	F. Household With Motor Boat
194	464	210	1,067	188	1,418	464	337	0	617	Aquaculture F. Household

주 1. 2000년부터 농업경영비에서 양잠은 기타에 포함됨.
 2. 2000년부터 기타겸업지출에서 임산물은 기타에 포함됨.

7. 사업외수지 (1984~2002)
Nonbusiness Receipts & Expenses (1984~2002)

단위:천원, %

연도 어업형태별 Year By Fishing Type	사 업 외 수 입 Nonbusiness Receipts							
	계 Total	어업노임 Fishery Wages	어업외노임 Nonfishery Wages	급 료 Salary	임 대 료 Rent	배당 및 이자 Dividend & Interest	가사수입 Domestic Service	기 타 * Others
	연 도 별							
1984	875	108	93	93	77	22	8	474
1985	1,009	131	109	121	73	32	8	534
1986	1,172	138	144	148	55	51	3	632
1987	1,713	153	168	186	82	110	7	1,007
1988	838	181	188	250	73	132	9	7
1989	1,113	153	306	366	125	150	7	7
1990	1,377	136	502	458	167	97	1	16
1991	1,742	192	567	672	147	149	2	12
1992	2,155	269	669	876	114	222	1	4
1993	2,508	330	826	1,088	97	163	1	3
1994	2,381	535	575	920	122	170	3	57
1995	2,819	608	852	924	199	221	1	14
1996	2,698	419	709	1,059	85	334	73	18
1997	2,696	452	557	1,303	131	197	2	55
1998	2,366	543	595	848	111	140	25	103
1999	2,369	587	453	898	154	235	4	38
2000	2,826	492	763	1,048	218	230	6	69
2001	3,870	534	1,031	1,439	288	356	7	215
2002	4,161	424	1,217	1,886	189	329	8	108
	구 성 비							
1984	100.0	12.3	10.7	10.6	8.8	2.5	0.9	54.1
1985	100.0	13.0	10.8	12.0	7.2	3.2	0.7	52.9
1986	100.0	11.8	12.3	12.6	4.7	4.4	0.3	53.9
1987	100.0	8.9	9.8	10.9	4.8	6.4	0.4	58.8
1988	100.0	21.6	22.4	29.8	8.7	15.7	1.0	0.8
1989	100.0	13.7	27.4	32.9	11.2	13.5	0.6	0.7
1990	100.0	9.9	36.5	33.3	12.1	7.0	0.1	1.1
1991	100.0	11.0	32.5	38.6	8.5	8.6	0.1	0.7
1992	100.0	12.5	31.0	40.6	5.3	10.3	0.1	0.2
1993	100.0	13.2	32.9	43.4	3.9	6.5	0.0	0.1
1994	100.0	22.5	24.1	38.6	5.1	7.1	0.1	2.4
1995	100.0	21.6	30.2	32.8	7.1	7.8	0.0	0.5
1996	100.0	15.5	26.3	39.3	3.1	12.4	2.7	0.7
1997	100.0	16.8	20.6	48.3	4.8	7.3	0.1	2.0
1998	100.0	23.0	25.2	35.8	4.7	5.9	1.0	4.4
1999	100.0	24.8	19.1	37.9	6.5	9.9	0.2	1.6
2000	100.0	17.4	27.0	37.1	7.7	8.2	0.2	2.4
2001	100.0	13.8	26.7	37.2	7.4	9.2	0.2	5.5
2002	100.0	10.2	29.2	45.3	4.5	7.9	0.2	2.6
	어업 형태 별 (2002)							
어선비사용가구	5,215	637	1,756	2,199	93	494	1	36
동력선사용가구	3,477	249	962	1,601	236	264	3	161
양식업가구	4,369	551	1,056	2,172	223	246	33	87

주 1. 1987년까지는 이전수입(사례금, 송금보조 등)이 포함됨.

8. 이전수입 및 조세공과금 (1984 ~ 2002)
Transfer Income, Taxes & Dues (1984 ~ 2002)

Unit: Thousand won, ₩

사업외지출 Nonbusiness Expenses			이전수입 Transfer Income				조세공과금 Taxes & Dues			Year By Fishing Type
계 Total	차입금이자 Interest	기타 ¹ Others	계 Total	송금보조 Subsidy by Family	부조금 등 Donation	기타 ² Others	계 Total	조세 Taxes	공과금 Dues	
By Year										
187	187	0	0	0	0	0	55	41	14	1984
221	221	0	0	0	0	0	47	30	17	1985
224	224	0	0	0	0	0	80	54	25	1986
287	287	0	0	0	0	0	71	49	21	1987
276	276	0	1,211	319	491	401	59	48	11	1988
389	389	0	1,419	330	855	234	44	33	10	1989
385	385	0	1,614	404	880	330	50	39	12	1990
397	397	0	2,248	476	1,180	592	61	48	13	1991
379	379	0	2,118	293	1,083	742	78	67	11	1992
406	406	0	3,525	444	1,346	1,735	104	84	20	1993
669	669	0	2,726	719	1,655	352	103	87	16	1994
719	719	0	3,268	406	2,315	547	97	81	16	1995
682	682	0	3,103	670	2,024	409	121	110	12	1996
698	698	0	2,743	588	1,934	221	142	126	16	1997
660	660	0	2,339	248	2,028	63	137	123	14	1998
741	741	0	3,223	446	2,161	616	165	148	17	1999
894	700	194	3,484	332	2,852	300	181	159	21	2000
1,206	995	210	4,661	482	3,775	403	197	169	28	2001
1,242	949	293	5,185	323	4,092	771	197	167	31	2002
Composition										
100.0	100.0	0.0	0.0	0.0	0.0	0.0	100.0	74.8	25.2	1984
100.0	100.0	0.0	0.0	0.0	0.0	0.0	100.0	63.9	36.1	1985
100.0	100.0	0.0	0.0	0.0	0.0	0.0	100.0	68.4	31.6	1986
100.0	100.0	0.0	0.0	0.0	0.0	0.0	100.0	70.0	30.0	1987
100.0	100.0	0.0	100.0	26.3	40.5	33.1	100.0	80.9	19.1	1988
100.0	100.0	0.0	100.0	23.3	60.3	16.5	100.0	76.3	23.7	1989
100.0	100.0	0.0	100.0	25.0	54.5	20.4	100.0	76.8	23.2	1990
100.0	100.0	0.0	100.0	21.2	52.5	26.3	100.0	78.8	21.2	1991
100.0	100.0	0.0	100.0	13.8	51.1	35.0	100.0	86.0	14.0	1992
100.0	100.0	0.0	100.0	12.6	38.2	49.2	100.0	80.6	19.4	1993
100.0	100.0	0.0	100.0	26.4	60.7	12.9	100.0	84.5	15.5	1994
100.0	100.0	0.0	100.0	12.4	70.8	16.7	100.0	83.5	16.5	1995
100.0	100.0	0.0	100.0	21.6	65.2	13.2	100.0	90.4	9.6	1996
100.0	100.0	0.0	100.0	21.4	70.5	8.1	100.0	89.0	11.0	1997
100.0	100.0	0.0	100.0	10.6	86.7	2.7	100.0	89.8	10.2	1998
100.0	100.0	0.0	100.0	13.8	67.0	19.1	100.0	89.7	10.3	1999
100.0	78.3	21.7	100.0	9.5	81.9	8.6	100.0	88.3	11.7	2000
100.0	82.6	17.4	100.0	10.3	81.0	8.6	100.0	86.0	14.0	2001
100.0	76.4	23.6	100.0	6.2	78.9	14.9	100.0	84.8	15.7	2002
By Fishing Type (2002)										
833	435	398	4,312	225	4,055	32	173	149	24	F. Household Without Boat
1,322	1,068	254	6,105	390	4,273	1,442	197	168	28	F. Household With Motor Boat
1,701	1,467	234	4,177	293	3,686	198	242	193	48	Aquaculture F. Household

주 1. 2000년부터 사업외지출에서 공적보조를 받기위한 지출등을 포함한 기타 항목 신설됨.
2. 사례금, 퇴직금, 어업피해보상금 등이 포함됨.

9. 가 계 비 (1984~2002)

단위:천원, %

연도 어업형태별 Year By Fishing Type	가 계 비 Household Consumption Expenditures	음 식 물 비 Expenditures for Food									
		계 Total	곡물류 Grains	육어개류 ¹ Meat & Marine Product	유 란 Milk & Eggs	해조류 Seaweeds	채소류 Vegetables	과 실 Fruits	조미료 Spices	가공식품 Processed Foods	기 타 Others
연 도 별											
1984	3,398	1,078	554	138	15	19	71	38	92	39	111
1985	3,607	1,137	580	146	17	16	75	36	105	48	114
1986	3,897	1,202	616	166	20	20	69	44	97	48	122
1987	4,503	1,279	621	182	25	18	87	49	101	49	146
1988	4,684	1,282	555	196	24	21	116	59	103	46	162
1989	6,190	1,551	606	273	26	24	123	69	102	70	258
1990	7,072	1,809	673	348	33	27	142	81	134	84	287
1991	8,235	2,018	672	397	37	31	164	106	161	100	349
1992	8,593	2,117	662	424	38	29	180	121	164	100	399
1993	9,411	2,223	661	471	37	29	176	118	175	109	447
1994	11,548	2,638	729	505	56	31	214	155	220	129	599
1995	13,139	2,770	737	553	63	33	218	163	225	148	631
1996	13,946	2,996	860	603	73	35	229	171	214	158	654
1997	13,929	3,042	861	617	82	34	238	181	226	162	641
1998	12,465	2,675	810	506	71	31	212	135	215	152	543
1999	13,639	2,794	754	562	71	30	204	148	219	154	652
2000	15,058	3,035	753	705	86	0	169	203	234	121	764
2001	16,601	3,190	716	708	90	0	177	221	242	131	905
2002	17,299	3,235	683	746	96	0	198	228	234	123	926
구 성 비											
1984	100.0	31.7	16.3	4.1	0.4	0.5	2.1	1.1	2.7	1.2	3.3
1985	100.0	31.5	16.1	4.0	0.5	0.4	2.1	1.0	2.9	1.3	3.2
1986	100.0	30.8	15.8	4.3	0.5	0.5	1.8	1.1	2.5	1.2	3.1
1987	100.0	28.4	13.8	4.0	0.6	0.4	1.9	1.1	2.2	1.1	3.2
1988	100.0	27.4	11.8	4.2	0.5	0.4	2.5	1.3	2.2	1.0	3.4
1989	100.0	25.1	9.8	4.4	0.4	0.4	2.0	1.1	1.7	1.1	4.2
1990	100.0	25.6	9.5	4.9	0.5	0.4	2.0	1.1	1.9	1.2	4.1
1991	100.0	24.5	8.2	4.8	0.4	0.4	2.0	1.3	2.0	1.2	4.2
1992	100.0	24.6	7.7	4.9	0.4	0.3	2.1	1.4	1.9	1.2	4.6
1993	100.0	23.6	7.0	5.0	0.4	0.3	1.9	1.3	1.9	1.2	4.8
1994	100.0	22.8	6.3	4.4	0.5	0.3	1.9	1.3	1.9	1.1	5.2
1995	100.0	21.1	5.6	4.2	0.5	0.2	1.7	1.2	1.7	1.1	4.8
1996	100.0	21.5	6.2	4.3	0.5	0.2	1.6	1.2	1.5	1.1	4.7
1997	100.0	21.8	6.2	4.4	0.6	0.2	1.7	1.3	1.6	1.2	4.6
1998	100.0	21.5	6.5	4.1	0.6	0.3	1.7	1.1	1.7	1.2	4.4
1999	100.0	20.5	5.5	4.1	0.5	0.2	1.5	1.1	1.6	1.1	4.8
2000	100.0	20.2	5.0	4.7	0.6	0.0	1.1	1.3	1.6	0.8	5.1
2001	100.0	19.2	4.3	4.3	0.5	0.0	1.1	1.3	1.5	0.8	5.5
2002	100.0	18.7	3.9	4.3	0.6	0.0	1.1	1.3	1.4	0.7	5.4
어 업 형 태 별 (2002)											
어선비사용가구	14,062	3,008	638	683	97	0	183	213	216	129	849
동력선사용가구	18,663	3,441	695	807	100	0	213	233	252	129	1,012
양 식 업 가 구	19,038	3,069	721	690	87	0	184	238	216	100	834

주 1. 2000년부터 해조류는 육어개류에 포함됨

9. Household Consumption Expenditures (1984~2002)

Unit: Thousand won, %

주거비 Housing	광열 수도비 Fuel Light & Water Charges	피복비 Clothing Footwear	교육비 Education	의료비 Medical Care	가계잡비 Other Living Expenses						가계비 충족도 ¹ Sufficient Degree of Living	평균소 비성향 ² Average Propensity to Consume	Year By Fishing Type
					계 Total	미용, 위생 Personal Care	교양 오락비 Culture & Entertain- ment	교통, 통신 Transportat- ion & Communi- cation	관혼상제 Ceremonial Expenses	기타 Others			
By Year													
278	182	195	483	194	988	46	44	188	247	463	76.0	79.6	1984
258	189	202	521	243	1,060	50	36	203	273	498	78.0	78.4	1985
283	197	227	584	236	1,168	58	44	235	331	500	82.6	76.4	1986
377	204	272	569	299	1,502	65	49	285	437	666	75.9	73.9	1987
348	216	308	605	309	1,615	79	52	312	466	706	73.7	69.3	1988
481	238	431	703	435	2,352	118	96	352	637	1,149	67.1	77.0	1989
591	265	512	772	526	2,598	140	104	386	739	1,229	73.8	70.9	1990
647	299	593	830	564	3,283	167	102	435	910	1,669	64.2	73.2	1991
658	347	624	989	613	3,245	193	91	507	859	1,595	70.3	69.9	1992
728	424	634	1,153	671	3,579	218	126	576	1,019	1,640	66.1	65.7	1993
857	478	642	1,413	853	4,668	236	227	718	1,131	2,356	75.0	67.9	1994
832	524	738	1,701	874	5,700	276	235	797	1,334	3,058	71.8	70.3	1995
888	624	774	1,981	869	5,815	322	254	894	1,237	3,108	75.5	73.7	1996
693	751	702	2,082	986	5,673	327	270	967	1,403	2,706	84.5	69.0	1997
518	673	507	1,837	791	5,467	294	133	923	1,586	2,531	74.2	74.8	1998
637	707	547	1,923	1,074	5,957	282	234	1,156	1,231	3,054	75.7	74.7	1999
872	787	524	1,841	1,116	6,883	305	155	1,421	1,373	3,630	66.9	80.5	2000
1,048	810	533	1,832	1,440	7,747	338	163	1,669	1,636	3,941	66.8	75.3	2001
938	861	523	1,823	1,349	8,571	361	169	1,857	1,849	4,335	58.8	80.0	2002
Composition													
8.2	5.4	5.8	14.2	5.7	29.1	1.3	1.3	5.5	7.3	13.6	-	-	1984
7.2	5.2	5.6	14.4	6.7	29.4	1.4	1.0	5.6	7.6	13.8	-	-	1985
7.3	5.1	5.8	15.0	6.1	30.0	1.5	1.1	6.0	8.5	12.8	-	-	1986
8.4	4.5	6.0	12.6	6.6	33.4	1.5	1.1	6.3	9.7	14.8	-	-	1987
7.4	4.6	6.6	12.9	6.6	34.5	1.7	1.1	6.7	10.0	15.1	-	-	1988
7.8	3.8	7.0	11.4	7.0	38.0	1.9	1.5	5.7	10.3	18.6	-	-	1989
8.4	3.8	7.2	10.9	7.4	36.7	2.0	1.5	5.5	10.5	17.4	-	-	1990
7.9	3.6	7.2	10.1	6.9	39.9	2.0	1.2	5.3	11.1	20.3	-	-	1991
7.7	4.0	7.3	11.5	7.1	37.8	2.2	1.1	5.9	10.0	18.6	-	-	1992
7.7	4.5	6.7	12.3	7.1	38.0	2.3	1.3	6.1	10.8	17.4	-	-	1993
7.4	4.1	5.6	12.2	7.4	40.4	2.0	2.0	6.2	9.8	20.4	-	-	1994
6.3	4.0	5.6	12.9	6.7	43.4	2.1	1.8	6.1	10.2	23.3	-	-	1995
6.4	4.5	5.6	14.2	6.2	41.7	2.3	1.8	6.4	8.9	22.3	-	-	1996
5.0	5.4	5.0	14.9	7.1	40.9	2.3	1.9	6.9	10.1	19.4	-	-	1997
4.2	5.4	4.1	14.7	6.3	43.9	2.4	1.1	7.4	12.7	20.3	-	-	1998
4.7	5.2	4.0	14.1	7.9	43.7	2.1	1.7	8.5	9.0	22.4	-	-	1999
5.8	5.2	3.5	12.2	7.4	45.7	2.0	1.0	9.4	9.1	24.1	-	-	2000
6.3	4.9	3.2	11.0	8.7	46.7	2.0	1.0	10.1	9.9	23.7	-	-	2001
5.4	5.0	3.0	10.5	7.8	49.5	2.1	1.0	10.7	10.7	25.1	-	-	2002
By Fishing Type (2002)													
727	819	436	1,135	1,137	6,799	319	151	1,548	2,343	2,438	39.9	74.7	F. Households Without Boat
962	937	563	2,083	1,435	9,242	396	181	2,002	1,411	5,253	61.8	83.2	F. Household Withs Motor Boat
1,229	730	561	2,246	1,461	9,742	338	168	1,991	2,248	4,997	73.0	79.9	Aquaculture F. Households

주 1. 가계비충족도(%) = 어업소득/가계비*100
 2. 평균소비성향(%) = 가계비/가처분소득*100

10. 어 가 자 산 (1984 ~ 2002)

단위:천원, %

연도 어업형태별 Year By Fishing Type	어가자산 Fishery Household Assets	고 정 자 산 ' 1 Fixed Assets							소 계 Sub-Total
		소 계 Sub-Total	토 지 ² Land	건 물 Building	어선 및 대어구 Boat & Big Gear	대농구 Agr. Implement	대동물 Large Animal	대식물 Large Plant	
연 도 별									
1984	18,029	13,869	6,180	4,029	3,253	0	407	0	2,616
1985	18,956	13,825	5,803	4,126	3,572	0	325	0	2,963
1986	20,072	14,216	6,239	4,183	3,519	0	276	0	2,951
1987	22,643	15,714	7,327	4,458	3,645	0	284	0	3,275
1988	26,405	18,539	9,284	4,528	4,081	176	437	34	3,319
1989	51,253	43,333	30,279	8,048	4,221	358	249	178	3,866
1990	61,273	51,265	37,457	8,538	4,254	407	422	186	4,508
1991	81,295	67,500	50,245	10,514	5,500	490	534	218	4,911
1992	90,923	75,613	55,752	12,573	5,918	450	683	238	4,556
1993	99,638	82,266	60,060	14,145	6,245	599	850	367	4,725
1994	107,968	92,098	61,317	19,393	8,134	1,208	1,598	448	5,140
1995	97,125	76,344	43,069	21,149	8,397	1,286	1,894	549	5,057
1996	102,908	79,309	42,515	23,658	9,096	1,301	2,125	614	5,284
1997	113,348	84,039	46,421	24,894	9,072	1,422	1,679	552	5,580
1998	112,034	79,757	43,531	24,916	8,372	1,629	791	518	4,868
1999	116,995	76,922	41,602	24,114	8,397	1,497	788	524	5,145
2000	121,073	76,484	41,350	24,271	8,291	1,431	635	506	5,201
2001	132,226	96,457	43,281	33,845	15,957	1,801	831	742	6,898
2002	139,057	99,256	44,523	35,186	15,972	1,608	1,160	807	7,069
구 성 비									
1984	100.0	76.9	34.3	22.3	18.0	0.0	2.3	0.0	14.5
1985	100.0	72.9	30.6	21.8	18.8	0.0	1.7	0.0	15.6
1986	100.0	70.8	31.1	20.8	17.5	0.0	1.4	0.0	14.7
1987	100.0	69.4	32.4	19.7	16.1	0.0	1.3	0.0	14.5
1988	100.0	70.2	35.2	17.1	15.5	0.7	1.7	0.1	12.6
1989	100.0	84.5	59.1	15.7	8.2	0.7	0.5	0.3	7.5
1990	100.0	83.7	61.1	13.9	6.9	0.7	0.7	0.3	7.4
1991	100.0	83.0	61.8	12.9	6.8	0.6	0.7	0.3	6.0
1992	100.0	83.2	61.3	13.8	6.5	0.5	0.8	0.3	5.0
1993	100.0	82.6	60.3	14.2	6.3	0.6	0.9	0.4	4.7
1994	100.0	85.3	56.8	18.0	7.5	1.1	1.5	0.4	4.8
1995	100.0	78.6	44.3	21.8	8.6	1.3	2.0	0.6	5.2
1996	100.0	77.1	41.3	23.0	8.8	1.3	2.1	0.6	5.1
1997	100.0	74.1	41.0	22.0	8.0	1.3	1.5	0.5	4.9
1998	100.0	71.2	38.9	22.2	7.5	1.5	0.7	0.5	4.3
1999	100.0	65.7	35.6	20.6	7.2	1.3	0.7	0.4	4.4
2000	100.0	63.2	34.2	20.0	6.8	1.2	0.5	0.4	4.3
2001	100.0	72.9	32.7	25.6	12.1	1.4	0.6	0.6	5.2
2002	100.0	71.4	32.0	25.3	11.5	1.2	0.8	0.6	5.1
어업형태별 (2002)									
어선비사용가구	123,503	90,091	51,702	32,870	1,063	1,616	1,521	1,319	3,679
동력선사용가구	150,848	109,615	45,405	35,615	26,848	790	331	626	6,768
양식업가구	135,946	89,018	31,005	38,165	13,094	3,658	2,661	435	13,394

주 1. 1983년부터 고정자산은 비어업용자산이 포함됨.

2. 토지는 1998년까지는 조사담당자가 직접 조사하여 평가하였으나 1999년부터 공시지가를 적용하여 평가하였음.

10. Fishery Household Assets (1984 ~ 2002)

Unit: Thousand won, %

유 동 자 산 Inventory Assets					유 통 자 산 Financial Assets					Year By Fishing Type
어로용 Fishing Fishery	양식용 Aquaculture F.	농업용 Agr. Material	소동물 Small Animal	농수산물 재고량 Agriculture & Fishery Products Inventory	소 계 Sub-Total	현 금 Cash	예치금 Deposit & Savings	대부금 Loan	기 타 Others	
By Year										
1,348	843	0	0	425	1,544	221	522	315	486	1984
1,483	955	0	0	525	2,167	212	949	432	575	1985
1,533	941	0	0	477	2,904	257	1,472	458	717	1986
1,556	1,003	0	0	716	3,653	347	2,047	513	746	1987
1,649	903	9	59	699	4,547	407	2,707	537	896	1988
887	1,947	37	65	930	4,053	344	2,080	477	1,152	1989
1,024	1,940	38	70	1,436	5,501	360	3,239	518	1,382	1990
1,156	2,021	37	115	1,582	8,883	403	6,183	692	1,605	1991
1,179	1,922	32	97	1,325	10,754	399	7,421	906	2,029	1992
1,367	1,825	41	84	1,408	12,646	435	8,921	891	2,400	1993
2,336	1,423	36	114	1,232	10,730	576	6,631	657	2,866	1994
2,403	1,362	31	131	1,129	15,723	537	10,984	732	3,471	1995
2,693	1,266	30	123	1,172	18,315	514	12,386	941	4,473	1996
2,818	1,379	33	116	1,233	23,729	681	17,238	829	4,981	1997
2,481	1,039	51	233	1,064	27,410	507	20,554	1,107	5,242	1998
2,388	961	54	285	1,457	34,928	430	26,849	1,129	6,520	1999
2,353	964	41	345	1,498	39,389	529	30,804	1,264	6,792	2000
3,299	2,412	55	160	972	28,871	471	21,470	1,033	5,897	2001
3,382	2,434	52	161	1,040	32,732	586	23,635	901	7,610	2002
Composition										
7.5	4.7	0.0	0.0	2.4	8.6	1.2	2.9	1.7	2.7	1984
7.8	5.0	0.0	0.0	2.8	11.4	1.1	5.0	2.3	3.0	1985
7.6	4.7	0.0	0.0	2.4	14.5	1.3	7.3	2.3	3.6	1986
6.9	4.4	0.0	0.0	3.2	16.1	1.5	9.0	2.3	3.3	1987
6.2	3.4	0.0	0.2	2.6	17.2	1.5	10.3	2.0	3.4	1988
1.7	3.8	0.1	0.1	1.8	7.9	0.7	4.1	0.9	2.2	1989
1.7	3.2	0.1	0.1	2.3	9.0	0.6	5.3	0.8	2.3	1990
1.4	2.5	0.0	0.1	1.9	10.9	0.5	7.6	0.9	2.0	1991
1.3	2.1	0.0	0.1	1.5	11.8	0.4	8.2	1.0	2.2	1992
1.4	1.8	0.0	0.1	1.4	12.7	0.4	9.0	0.9	2.4	1993
2.2	1.3	0.0	0.1	1.1	9.9	0.5	6.1	0.6	2.7	1994
2.5	1.4	0.0	0.1	1.2	16.2	0.6	11.3	0.8	3.6	1995
2.6	1.2	0.0	0.1	1.1	17.8	0.5	12.0	0.9	4.3	1996
2.5	1.2	0.0	0.1	1.1	20.9	0.6	15.2	0.7	4.4	1997
2.2	0.9	0.0	0.2	1.0	24.5	0.5	18.3	1.0	4.7	1998
2.0	0.8	0.0	0.2	1.2	29.9	0.4	22.9	1.0	5.6	1999
1.9	0.8	0.0	0.3	1.2	32.5	0.4	25.4	1.0	5.6	2000
2.5	1.8	0.0	0.1	0.7	21.8	0.4	16.2	0.8	4.5	2001
2.4	1.8	0.0	0.1	0.7	23.5	0.4	17.0	0.6	5.5	2002
By Fishing Type (2002)										
1,672	456	48	132	1,371	29,734	528	21,641	1,427	6,137	F. Household Without Boat
5,415	449	17	142	744	34,465	622	24,781	413	8,649	F. Household With Motor Boat
1,095	10,645	145	257	1,251	33,534	594	24,200	1,277	7,463	Aquaculture F. Household

11. 차입처별 부채 (1984~2002) Fishery Household Debts by Borrowing (1984~2002)

단위:천원, %

연도 어업형태별 Year By Fishing Type	차입처별부채 Fishery Household Debts by Borrowing	금융기관 Financial Institutions				사 채 Individual		
		소 계 Sub-Total	수 협 Fisheries Cooperatives	농(축)협 Agriculture Cooperative	기 타 Others	소 계 Sub-Total	농 어 가 Farm H. or Fishery H.	기 타 Others
연 도 별 By Year								
1984	2,361	1,249	933	234	83	1,112	715	397
1985	3,378	2,157	1,491	513	152	1,221	908	313
1986	3,549	2,297	1,569	567	160	1,252	906	346
1987	4,064	2,800	1,858	728	215	1,264	822	442
1988	3,818	2,736	1,765	745	225	1,082	654	428
1989	5,276	3,966	1,931	1,715	320	1,310	834	476
1990	5,925	4,515	2,059	2,147	309	1,411	801	609
1991	6,520	5,132	2,378	2,294	460	1,389	751	638
1992	6,485	5,232	2,196	2,345	690	1,253	708	545
1993	7,662	6,089	2,335	3,049	704	1,574	825	748
1994	9,293	7,892	3,426	4,010	456	1,401	713	688
1995	11,033	9,110	4,275	4,353	481	1,924	875	1,049
1996	12,342	10,378	5,097	4,744	536	1,964	786	1,178
1997	11,906	10,282	4,872	4,773	637	1,624	809	815
1998	11,319	9,588	4,636	4,513	438	1,731	703	1,028
1999	11,555	9,451	4,269	4,751	431	2,104	695	1,410
2000	13,635	11,094	5,112	5,477	504	2,541	744	1,798
2001	15,466	12,755	5,862	6,039	854	2,711	817	1,894
2002	17,494	14,031	6,785	6,658	588	3,464	925	2,539
구 성 비 Composition								
1984	100.0	52.9	39.5	9.9	3.5	47.1	30.3	16.8
1985	100.0	63.8	44.1	15.2	4.5	36.2	26.9	9.3
1986	100.0	64.7	44.2	16.0	4.5	35.3	25.5	9.8
1987	100.0	68.9	45.7	17.9	5.3	31.1	20.2	10.9
1988	100.0	71.7	46.2	19.5	5.9	28.3	17.1	11.2
1989	100.0	75.2	36.6	32.5	6.1	24.8	15.8	9.0
1990	100.0	76.2	34.7	36.2	5.2	23.8	13.5	10.3
1991	100.0	78.7	36.5	35.2	7.1	21.3	11.5	9.8
1992	100.0	80.7	33.9	36.2	10.6	19.3	10.9	8.4
1993	100.0	79.5	30.5	39.8	9.2	20.5	10.8	9.8
1994	100.0	84.9	36.9	43.1	4.9	15.1	7.7	7.4
1995	100.0	82.6	38.7	39.5	4.4	17.4	7.9	9.5
1996	100.0	84.1	41.3	38.4	4.3	15.9	6.4	9.5
1997	100.0	86.4	40.9	40.1	5.3	13.6	6.8	6.8
1998	100.0	84.7	41.0	39.9	3.9	15.3	6.2	9.1
1999	100.0	81.8	36.9	41.1	3.7	18.2	6.0	12.2
2000	100.0	81.4	37.5	40.2	3.7	18.6	5.5	13.2
2001	100.0	82.5	37.9	39.0	5.5	17.5	5.3	12.2
2002	100.0	80.2	38.8	38.1	3.4	19.8	5.3	14.5
어 업 형 태 별 By Fishing Type (2002)								
어선비사용가구	6,599	5,167	1,505	3,563	99	1,432	219	1,213
동력선사용가구	21,690	17,656	10,233	6,536	887	4,033	1,311	2,722
양식업가구	24,126	18,943	6,822	11,480	642	5,182	1,104	4,079

12. 용도별 부채 (1984~2002)

Fishery Household Debts by Purpose (1984~2002)

단위:천원, %

연도 어업형태별 Year By Fishing Type	용도별부채 Fishery Household Debts by Purpose	생산성부채 Business Debt			가계성부채 Household consumption Debt	채무상환용 Other Funds
		소 계 Sub-Total	어 업 Fishery Expenses	겸 업 Nonfishery Expenses		
연 도 별 By Year						
1984	2,361	1,658	1,455	203	648	55
1985	3,378	2,501	2,054	447	804	74
1986	3,549	2,545	2,150	395	911	93
1987	4,064	2,740	2,309	431	1,170	154
1988	3,818	2,683	2,220	463	970	165
1989	5,276	4,130	3,057	1,074	868	277
1990	5,925	4,738	3,281	1,457	870	317
1991	6,520	5,240	3,256	1,984	958	322
1992	6,485	5,211	3,001	2,210	951	323
1993	7,662	6,092	3,045	3,048	1,129	441
1994	9,293	7,553	4,842	2,712	1,382	357
1995	11,033	8,928	5,924	3,004	1,724	381
1996	12,342	9,848	5,826	4,022	1,845	649
1997	11,906	9,513	5,512	4,000	1,762	631
1998	11,319	9,056	4,733	4,324	1,794	469
1999	11,555	8,294	4,165	4,129	2,097	1,164
2000	13,635	9,709	4,950	4,759	2,552	1,374
2001	15,466	10,923	5,859	5,064	3,179	1,364
2002	17,494	12,653	7,090	5,563	3,784	1,058
구 성 비 Composition						
1984	100.0	70.2	61.6	8.6	27.4	2.3
1985	100.0	74.0	60.8	13.2	23.8	2.2
1986	100.0	71.7	60.6	11.1	25.7	2.6
1987	100.0	67.4	56.8	10.6	28.8	3.8
1988	100.0	70.3	58.1	12.1	25.4	4.3
1989	100.0	78.3	57.9	20.3	16.5	5.3
1990	100.0	80.0	55.4	24.6	14.7	5.4
1991	100.0	80.4	49.9	30.4	14.7	4.9
1992	100.0	80.3	46.3	34.1	14.7	5.0
1993	100.0	79.5	39.7	39.8	14.7	5.8
1994	100.0	81.3	52.1	29.2	14.9	3.8
1995	100.0	80.9	53.7	27.2	15.6	3.5
1996	100.0	79.8	47.2	32.6	14.9	5.3
1997	100.0	79.9	46.3	33.6	14.8	5.3
1998	100.0	80.0	41.8	38.2	15.8	4.1
1999	100.0	71.8	36.0	35.7	18.1	10.1
2000	100.0	71.2	36.3	34.9	18.7	10.1
2001	100.0	70.6	37.9	32.7	20.6	8.8
2002	100.0	72.3	40.5	31.8	21.6	6.0
어 업 형 태 별 By Fishing Type (2002)						
어선비사용가구	6,599	4,454	920	3,534	2,122	24
동력선사용가구	21,690	15,074	9,935	5,139	4,744	1,872
양식업가구	24,126	19,662	9,790	9,872	3,854	610

13. 어업가구, 어가인구, 어가의 어업종사자

Fishery household, Fishery household population, Fishery workers

단위: 호, 명, %

연도별 Year	어업가구 Fishery household				어가인구		어의 어업종사자	
	소계 Total	전업 Full-time	1종겸업 Class 1 part-time	2종겸업 Class 2 part-time	Fishery household population	호당평균 Average fishery household	Fishery workers	호당평균 Average fishery household
연 도 별 By Year								
1984	128,065	21,553	69,403	37,109	625,503	4.88	239,806	1.87
1985	126,800	22,112	70,149	34,539	602,237	4.75	236,637	1.87
1986	126,251	22,267	69,267	34,717	584,881	4.63	236,956	1.88
1987	123,837	22,305	67,137	34,395	557,109	4.50	231,946	1.87
1988	121,986	22,288	66,742	32,956	531,414	4.36	227,352	1.86
1989	118,583	21,647	63,174	33,762	496,036	4.18	218,718	1.84
1990	121,525	28,051	55,510	37,964	496,089	4.08	211,753	1.74
1991	119,756	28,141	53,165	38,450	469,520	3.92	204,596	1.71
1992	116,165	26,578	56,112	33,475	424,939	3.66	206,624	1.78
1993	113,617	25,277	57,160	31,180	404,610	3.56	206,569	1.82
1994	110,415	24,190	56,011	30,214	381,864	3.46	197,782	1.79
1995	104,480	26,016	48,455	30,009	347,210	3.32	176,123	1.69
1996	101,677	21,532	53,100	27,045	330,464	3.25	171,822	1.69
1997	99,912	20,407	50,265	29,239	323,383	3.24	173,744	1.74
1998	98,972	22,671	46,631	29,670	322,229	3.26	172,701	1.74
1999	97,754	23,569	44,844	29,341	315,198	3.22	170,590	1.75
2000	81,571	29,699	29,233	22,639	251,349	3.08	139,837	1.71
2001	77,717	19,926	33,299	24,492	234,434	3.02	136,869	1.76
2002	73,124	28,267	29,442	15,417	215,174	2.94	127,694	1.75
전 년 비 % change from previous year								
1984	0.2	0.7	1.2	-1.9	-2.8	-2.9	-1.8	-2.0
1985	-1.0	2.6	1.1	-6.9	-3.7	-2.8	-1.3	-0.3
1986	-0.4	0.7	-1.3	0.5	-2.9	-2.5	0.1	0.6
1987	-1.9	0.2	-3.1	-0.9	-4.7	-2.9	-2.1	-0.2
1988	-1.5	-0.1	-0.6	-4.2	-4.6	-3.2	-2.0	-0.5
1989	-2.8	-2.9	-5.3	2.4	-6.7	-4.0	-3.8	-1.0
1990	2.5	29.6	-12.1	12.4	0.0	-2.4	-3.2	-5.5
1991	-1.5	0.3	-4.2	1.3	-5.4	-4.0	-3.4	-2.0
1992	-3.0	-5.6	5.5	-12.9	-9.5	-6.7	1.0	4.1
1993	-2.2	-4.9	1.9	-6.9	-4.8	-2.6	0.0	2.2
1994	-2.8	-4.3	-2.0	-3.1	-5.6	-2.9	-4.3	-1.5
1995	-5.4	7.5	-13.5	-0.7	-9.1	-3.9	-11.0	-5.9
1996	-2.7	-17.2	9.6	-9.9	-4.8	-2.2	-2.4	0.2
1997	-1.7	-5.2	-5.3	8.1	-2.1	-0.4	1.1	2.9
1998	-0.9	11.1	-7.2	1.5	-0.4	0.6	-0.6	0.3
1999	-1.2	4.0	-3.8	-1.1	-2.2	-1.0	-1.2	0.0
2000	-16.6	26.0	-34.8	-22.8	-20.3	-4.3	-18.0	-2.3
2001	-4.7	-32.9	13.5	8.2	-6.7	-1.9	-2.1	2.9
2002	-5.9	41.9	-11.6	-37.1	-8.2	-2.6	-6.7	-0.6

Ⅲ. 연 도 별 통 계 표

Statistical Tables by Year (1993~2002)

1. 어 업 별 생 산 량

Production by Fisheries

In metric ton

단위: M/T

	계 Total	해 면 어 업 Marine Fisheries				내 수 연 어 업 Inland Waters Fisheries		
		소 계 Subtotal	원양어업 Distant Waters Fisheries	일반해면어업 Adjacent Waters Fisheries	천해양식어업 Shallow-sea Cultures	소 계 Subtotal	어 로 Fishing	양 식 Culture
1993	3,335,531	3,305,275	741,017	1,526,139	1,038,119	30,256	11,877	18,379
1994	3,476,587	3,445,681	887,198	1,486,357	1,072,126	30,906	10,041	20,865
1995	3,348,184	3,318,891	897,227	1,425,213	996,451	29,293	8,928	20,365
1996	3,244,288	3,214,010	715,378	1,623,822	874,810	30,278	7,884	22,394
1997	3,243,725	3,211,935	829,395	1,367,406	1,015,134	31,790	6,934	24,856
1998	2,835,015	2,808,163	722,597	1,308,336	777,230	26,852	6,850	20,002
1999	2,910,450	2,892,604	791,290	1,336,062	765,252	17,846	6,317	11,529
2000	2,514,225	2,493,640	651,267	1,189,000	653,373	20,585	7,142	13,443
2001	2,665,123	2,646,982	739,057	1,252,098	655,827	18,141	5,971	12,170
2002	2,476,188	2,457,677	580,346	1,095,787	781,544	18,511	5,690	12,821

2. 어업별 생산액 Value of Fishery Production

단위:천원

In thousand won

	계 Total	원양어업 Distant Waters Fisheries	일반해면어업 Adjacent Waters Fisheries	천해양식업 Shallow-sea Cultures	내수면어업 Inland Waters Fisheries
1993	3,669,207,265	697,194,000	2,283,539,653	568,961,937	119,511,675
1994	4,330,126,095	947,543,000	2,520,606,111	720,566,214	141,410,770
1995	4,157,217,574	886,841,000	2,479,441,522	648,082,374	142,852,678
1996	4,421,479,343	917,788,000	2,735,079,190	643,322,269	125,289,884
1997	4,818,224,070	1,274,562,215	2,483,356,678	921,811,273	138,493,904
1998	4,543,357,322	1,155,812,625	2,293,637,349	950,314,972	143,592,376
1999	4,482,444,785	1,256,367,536	2,280,019,536	831,902,493	114,155,220
2000	4,264,743,167	1,127,962,624	2,329,483,389	683,855,951	123,441,203
2001	4,511,850,999	1,223,078,299	2,468,308,722	717,162,507	103,301,471
2002	4,205,241,656	809,405,519	2,486,532,270	794,991,024	114,312,843

3. 어업별·어종별 Production by Fisheries

단위: M/T

	합 계 Total									해		
	계 Total	어류 Fishes	갑각류 Crustacea	패류 Shell Fishes	연체동물 Mollusca	기타 수산동물 Other Aquatic Animals	해조류 Seaweeds	조류 Algae	일반해면어업			
									소계 Subtotal	어류 Fishes	갑각류 Crustacea	
1997	3,243,725	1,550,108	111,749	394,467	482,709	33,615	671,076	1	1,367,406	881,943	109,405	
1998	2,835,015	1,578,392	107,441	320,356	312,076	34,382	482,363	5	1,308,336	909,087	104,222	
1999	2,910,450	1,402,123	92,162	296,635	592,381	40,578	486,567	4	1,336,062	876,171	90,038	
2000	2,514,225	1,280,428	82,800	300,386	427,580	35,544	387,479	8	1,189,000	769,628	74,994	
2001	2,665,123	1,466,751	74,462	283,433	413,360	38,646	388,471	0	1,252,098	851,727	67,070	
2002	2,476,188	1,202,107	72,470	271,818	394,398	27,411	507,984	0	1,095,787	714,058	57,327	
	해면어업 Marine Fishery								내			
	원양어업 Distant Waters Fisheries								계 Total	소계 Subtotal		
	소계 Subtotal	어류 Fishes	갑각류 Crustacea	연체동물 Mollusca								
1997	829,395	598,306		665	230,424				31,790	6,934		
1998	722,597	606,358		2,252	113,987				26,852	6,850		
1999	791,290	476,199		808	314,283				17,846	6,317		
2000	651,267	465,200		6,534	179,533				20,585	7,142		
2001	739,057	568,795		5,233	165,029				18,141	5,971		
2002	580,346	423,696		13,663	142,987				18,511	5,690		

자료: 통계청

생 산 량 and Group of Species

In metric ton

면 어 업 Marine Fisheries											
Adjacent Waters Fisheries				천 해 양 식 어 업 Shallow-sea Cultures							
패 류	연체동물	기타수산동물	해 조 류	소 계	어 류	갑 각 류	패 류	연체동물	기타수산동물	해 조 류	
Shell Fishes	Mollusca	Other Aquatic Animals	Seaweeds	Subtotal	Fishes	Crustacea	Shell Fishes	Mollusca	Other Aquatic Animals	Seaweeds	
91,788	252,285	8,752	23,233	1,015,134	39,121	1,537	301,873	0	24,760	647,843	1997
79,562	198,089	4,782	12,594	777,230	37,323	846	239,754	0	29,538	469,769	1998
74,302	278,098	4,558	12,895	765,252	33,453	1,180	221,031	0	35,916	473,672	1999
77,103	248,047	6,205	13,023	653,373	25,986	1,158	222,608	0	29,165	374,456	2000
65,328	248,331	4,709	14,933	655,827	29,297	2,081	217,078	0	33,833	373,538	2001
57,336	251,386	5,253	10,427	781,544	48,073	1,403	212,433	25	22,053	497,557	2002
수 면 어 업 Inland Waters Fisheries											
어 로 Fishing					양 식 Cultures						
어 류	갑 각 류	패 류	기타수산동물	조 류	소 계	어 류	갑 각 류	패 류	기타수산동물	조 류	
Fishes	Crustacea	Shell Fishes	Other Aquatic Animals	Algae	Subtotal	Fishes	Crustacea	Shell Fishes	Other Aquatic Animals	Algae	
6,147	103	677	6	1	24,856	24,591	39	129	97	0	1997
5,752	111	977	5	5	20,002	19,872	10	63	57	0	1998
4,942	111	1,261	2	1	11,529	11,358	25	41	102	3	1999
6,402	93	645	1	1	13,443	13,212	21	30	173	7	2000
5,254	48	669	0	0	12,170	11,678	30	358	104	0	2001
4,993	61	636	0	0	12,821	11,287	16	1,413	105	0	2002

Source: Korea National Statistical Office

4. 어업별·업종별 Production by

단위: M/T

	합 계 Total	해 면 어업					
		원 양 어업					
		계 Total	참치연승 Tuna Longliner	참치선망 Tuna Purse Seine	오징어채낚기 Squid Angling	꽂치봉수망 Saury Lever Lift Nets	
1997	3,243,725	829,395	65,770	159,469	181,324	50,227	
1998	2,835,015	722,597	67,467	200,905	82,158	13,926	
1999	2,910,450	791,290	48,711	142,091	263,312	18,036	
2000	2,514,225	651,267	58,387	170,025	159,726	24,803	
2001	2,665,123	739,057	62,526	178,072	127,411	20,869	
2002	2,476,188	580,346	61,631	206,150	94,760	20,088	
	계 Total	해 면 어업					
		일 반 해 면 어업					
		대형기선저인망 Large Otter Trawls			중형기선저인망		
		소 계 Sub - Total	외끌이대형기선저인망 Danish Seine	쌍끌이대형기선저인망 Pair Trawl	소 계 Sub-Total	동해구기선저인망 Eastern Sea Danish Seine	
1997	1,367,406	114,583	14,142	100,441	33,403	4,237	
1998	1,308,336	123,180	18,095	105,085	27,830	4,851	
1999	1,336,062	117,986	12,765	105,221	20,428	3,992	
2000	1,189,000	105,719	11,796	93,923	18,747	3,568	
2001	1,252,098	97,117	9,275	87,842	14,093	3,552	
2002	1,095,787	89,035	9,816	79,219	16,319	5,825	
	소 계 Subtotal	해 면 어업					
		일 반 해 면 어업					
		선 망 Purse Seines			채 낚 기 Line Fishing		
		대형선망 Large Powered Purse Seine	소형선망 Small Powered Purse Seine	연안선망 Coastal Sailing Purse Seine	소 계 Sub-Total	근해채낚기 Off-Shore Angling	연안채낚기 Coastal Angling
1997	204,493	184,789	19,509	195	133,941	97,458	36,483
1998	227,374	205,037	19,934	2,403	97,356	70,944	26,412
1999	247,253	229,927	15,514	1,812	120,211	92,141	28,070
2000	194,100	179,988	12,345	1,767	114,950	81,133	33,817
2001	244,102	231,821	9,316	2,965	102,774	75,365	27,409
2002	194,354	181,849	9,310	3,195	95,525	73,063	22,462

생 산 량

Fisheries Type

In metric ton

Marine Fisheries							
Distant Waters Fisheries							
북양트롤(러시아 North Pacific Ocean Trawl(Russia))	북양트롤(북해도 North Pacific Ocean Trawl(Hokkaido))	해외트롤 Trawl	새우트롤 Shrimp Trawl	저연승 Bottom Longline	원양유자망 Distant Drift Gill Nets	기 타 Others	
169,184	49,177	145,900	261	6,951	137	995	1997
138,568	92,642	113,600	137	9,450	194	3,550	1998
127,900	19,479	155,887	19	12,428	0	3,427	1999
87,830	0	133,100	14	15,682	0	1,700	2000
198,541	0	132,261	375	16,581	0	2,421	2001
24,998	0	160,623	0	9,873	0	2,223	2002
Marine Fisheries							
Adjacent Waters Fisheries							
Middle Otter Trawls		근해트롤 Off-Shore Trawl					
외골이서남해구기선망 West Southern Danish Seine	쌍골이서남해구기선망 West Southern Pair Seine	소 계 Sub-Total	대 형 트 롤 Off-Shore Trawl	동해구트롤 Eastern Sea Trawl			
28,095	1,071	151,748	145,727	6,021			1997
21,949	1,030	108,563	98,964	9,599			1998
15,298	1,138	140,844	134,064	6,780			1999
14,150	1,029	132,210	127,113	5,097			2000
9,442	1,099	159,849	134,971	24,878			2001
9,362	1,132	141,965	123,412	18,553			2002
Marine Fisheries							
Adjacent Waters Fisheries							
기선선인망	자 망 Gill Nets			안 감 망 Stow Nets			
기선권천망 Anchovy Drag Nets	소 계 Sub-Total	근해자망 Off-Shore drift Gill Nets	연안자망 Coastal drift Gill Nets	소 계 Sub-Total	근해안감망 Off-Shore Stow Nets	연안개량안감망 Coastal Stow Nets	
127,595	104,476	38,112	66,364	146,939	122,430	24,509	1997
118,960	135,718	43,528	92,190	158,502	118,960	39,542	1998
94,173	155,528	47,856	107,672	130,190	94,146	36,044	1999
75,198	142,203	51,647	90,556	101,944	65,128	36,816	2000
96,951	140,310	50,809	89,501	94,593	66,951	27,642	2001
90,492	136,132	53,368	82,764	84,549	59,144	25,405	2002

Source: Korea National Statistical Office

4. 어업별·업종별 Production by

단위: M/T

	해 면 어 업								
	일 반 해 면 어 업								
	붕 수 망		잠 수 기 Diving	통 발 Traps					형 망
	근해붕수망 Off-shore Stick-Held dip Nets			소 계 Sub-Total	근해통발 Off-Shore Traps		연안통발 Coastal Traps	소 계 Sub-Total	
			장어통발 Eel Traps	기타통발 Other Traps					
1997	1,299	21,591	75,888	51,531	0	24,357	12,322		
1998	5,280	17,091	60,980	3,253	37,967	19,760	9,643		
1999	601	18,065	50,882	2,858	25,465	22,559	3,415		
2000	0	13,528	43,792	1,876	19,165	22,751	4,995		
2001	0	12,004	40,124	1,727	16,683	21,714	2,805		
2002	0	11,446	50,906	11,056	12,727	27,123	1,674		

	해 면 어 업								
	일 반 해 면 어 업								
	조 망	손공치 Saury fishery	정치망 Set Nets Fisheries	마 울 (공동) Cooperative		구 획			
				새우망 Shrimp Bottom Trawl	패·조류채취 Shell Fishes, Sea-Weeds Rake	어류포획 Fishes Catch	소 계 Sub-Total	주목망 Stow Nets On Anchors	각 망 Stationary Nets of Rectangular shape
1997	59	0	86,471	0	0	92,470	83,686	0	0
1998	40	0	56,188	47,467	0	13,523	1,806	83	3,348
1999	738	0	68,798	52,399	0	17,417	531	357	4,230
2000	254	11	68,860	58,442	0	13,987	603	1,091	7,931
2001	504	0	71,301	49,470	0	18,824	678	1,571	7,233
2002	84	0	38,773	38,922	0	14,824	1,129	771	7,137

주) 일반해면어업 통발은 1998년부터 장어통발, 기타통발로 나뉘어짐.
 주) 일반해면어업 마울(공동)은 1998년도부터 패·조류 채취, 어류포획으로 나뉘어짐.

5. 어종별 Production by

	해 면 어 업										
	원 양 어 업										
	합 계 Total	계 Total	어 류								
소 계 Sub-Total			가오리류 Skates	가자미류 Flounders	갈 치 Hair Tail	고등어 Mackerels	붕 치 Saury	넙 치류 Bastard	능성어 Sea Bass	가다랑어 Skip Jack Tuna	
1997	3,354,943	940,613	709,524	7,751	321	11,567	0	50,227	27	351	115,927
1998	2,835,015	722,597	606,235	3,814	97	9,585	5	13,922	38	476	143,390
1999	2,910,510	791,350	476,259	10,030	412	12,866	69	18,159	31	1,467	109,780
2000	2,514,225	651,267	465,200	10,946	218	12,135	37	25,029	40	889	137,015
2001	2,665,123	739,057	568,795	8,903	3	3,503	26	20,869	30	610	137,569
2002	2,476,188	580,346	423,696	7,192	12	3,857	317	20,088	20	411	173,693

자료: 통계청

생 산 량 (계속) Fisheries Type (Cont'd)

In metric ton

Marine Fisheries								
Adjacent Waters Fisheries								
Dredged Nets		타뢰망 Small Trawl Nets	연 승 Long Line			들 망		
패류형망 Shell Fish Dredged Nets	연안형망 Coastal Dredged Nets		소 계 Sub-Total	근해연승 Off-Shore Long Line	연안연승 Coastal Long Line	연안들망 Coastal Lift Nets		
6,925	5,397	0	31,559	12,772	18,787	7,864		1997
5,325	4,318	0	34,322	12,464	21,858	17,459		1998
2,750	665	0	33,061	11,806	21,255	7,757		1999
4,307	688	0	37,576	12,202	25,374	6,287		2000
878	1,927	0	32,143	15,180	16,963	5,554		2001
494	1,180	0	30,415	16,142	14,273	6,044		2002
Marine Fisheries								
Adjacent Waters Fisheries				천해양식어업 Shallow-sea Cultures	내수면어업 Inland Waters Fisheries			
Cooperative Fisheries			기타어업 Others		계 Total	어 로 Fishing	양 식 Cultures	
형 망 Dredged Nets	새우조망 Small Shrimp Beam Trawl	기타구획 Others						
0	2,503	6,281	20,705	1,015,134	31,790	6,934	24,856	1997
879	1,066	6,341	48,860	777,230	26,852	6,850	20,002	1998
101	2,478	9,720	56,316	765,252	17,846	6,317	11,529	1999
136	1,232	2,994	56,197	653,373	20,585	7,142	13,443	2000
223	2,948	6,171	69,580	655,827	18,141	5,971	12,170	2001
105	1,486	4,196	54,328	781,544	18,511	5,690	12,821	2002

생 산 량 Species

In metric ton

Marine Fisheries										
Distant Waters Fisheries										
Fishes										
날개다랑어 Alacore Tuna	남부다랑어 South Blue fin Tuna	눈다랑어 Bigeye Tuna	참다랑어 Blue fin Tuna	황다랑어 Yellow fin Tuna	기타다랑어 Other Tuna	달고기 John Dory	대구 Cod	민대구 English Cod	붉은대구 Red Cod	
1,944	0	31,410	968	61,261	115,927	298	3,503	1,211	187	1997
3,998	1,562	33,042	0	73,354	5,102	36	5,713	1,976	460	1998
1,179	1,271	26,558	0	43,255	3,589	540	5,657	2,572	1,166	1999
684	987	30,079	0	49,461	3,678	636	8,332	2,150	480	2000
1,920	735	31,335	0	58,957	4,212	225	10,652	2,224	251	2001
2,488	649	31,962	0	48,778	5,027	0	7,272	1,645	266	2002

5. 어 종 별
Production by

단위:M/T

	해 면 어 업										
	원 양 어 업										
	어 류										
	기 타 대 구 Other Cods	돔 류 Sea-Breams							명 태 Alaska Pollack	민 어 류 Croakers	새 꼬리 민 태 Hoki Whiptail
갈 돔 Nebulosus		금 눈 돔 Orange Roughy	물 령 돔 Lcticus Pellucidus	셋 돔 Butter Fish	뽕 돔 Snappers	하 스 돔 Silver Grunter	기 타 돔 Other sea -Breams				
1997	0	0	0	0	4,486	0	0	0	215,814	27,478	6,150
1998	0	93	77	0	39	569	130	3,273	230,143	20,803	5,191
1999	0	165	232	0	493	474	20	5,978	145,720	24,444	6,205
2000	710	98	4	0	317	524	25	6,449	86,066	23,169	9,910
2001	604	459	47	0	209	601	2	4,834	199,123	22,033	11,037
2002	146	409	0	0	636	369	0	8,253	24,825	24,295	10,943

	해 면 어 업											
	원 양 어 업											
	어 류 Fishes											
	백 새 치 White Marlin	청 새 치 Blue Marlin	황 새 치 Sword Fish	흑 새 치 Black Marlin	기 타 새 치 Other Marlin	서 대 류 Tongue Fishes	성 대 류 Gurnards	임 연 수 어 Atka Fish	적 어 Pacific Ocean Perch	전 경 이 류 Jack Mackerels	조 기 류 Croakers	청 어 류 Herring
1997	13	1,175	967	13	3,218	3,101	0	1,103	311	2,087	0	0
1998	43	795	573	427	3,806	1,986	0	252	110	1,995	1,241	0
1999	13	589	474	813	1,400	2,789	3	0	218	2,182	8,075	1,437
2000	7	637	665	776	1,320	2,941	0	0	219	259	4,160	1,730
2001	44	349	1,031	1,291	1,617	2,706	0	0	202	313	1,630	0
2002	2	275	1,151	1,150	1,819	1,842	0	0	430	1,192	2,054	20

	해 면 어 업										
	일 반 해 면 어 업										
	계 Total	어 류									
소 계 Sub-Total		가 오 리 류 Skates	가 자 미 류 Flounders	갈 치 Hair Tail	강 달 이 류 Sea Bass	고 등 어 Mackerels	공 치 Saury	확 공 치 Half Beak	넙 치 류 Bastard	농 어 Common Sea Bass	
1997	1,367,406	881,943	3,412	18,079	67,170	67,804	160,448	18,626	1,193	1,592	1,501
1998	1,308,336	909,087	2,600	20,135	74,851	53,998	172,925	4,609	1,160	2,002	2,957
1999	1,336,062	876,171	3,948	19,569	64,434	50,494	177,540	11,400	913	1,679	2,933
2000	1,189,000	769,628	2,309	15,423	81,050	31,345	145,908	19,883	956	1,607	1,201
2001	1,252,098	851,727	2,880	14,503	79,898	24,502	203,717	5,336	613	1,707	1,566
2002	1,095,787	714,058	2,356	13,816	60,172	19,793	141,751	7,099	670	1,822	1,479

생 산 량 (계속)
Species (Cont'd)

In metric ton

Marine Fisheries													
Distant Waters Fisheries													
Fishes													
붉은메기 Mud Fish	방어류 Yellow Tails	볼락류 Rock Fish	증장어류 Sea Eel	삼치류 Spanish Mackerels	롱 치(은삼치) Southern King Fish	상어류 Sharks	늑새치 Blue Marlin	돛새치 Saifish					
1,378	55	0	63	3,112	0	930	405	1,302		1997			
1,242	5	0	87	2,935	1	1,624	805	389		1998			
1,894	1	153	159	1,242	349	1,970	300	496		1999			
1,758	0	0	122	1,609	432	2,099	301	185		2000			
1,604	0	0	78	2,097	512	1,621	350	33		2001			
1,864	2	0	6	1,338	585	1,943	396	128		2002			
Marine Fisheries													
Distant Waters Fisheries													
갑 각 류 Crustacea						연체동물계 Mollusca							
기타어류 Others	소 계 Sub-Total	게 류 Crabs	남빙양새우 Krill	기타새우 Other Shrimps	기타갑각류 Others	소 계 Sub-Total	갑오징어 Cuttle Fishes	문어류 Octopus	오징어류 Squid		기타연체동물 Other Mollusca		
33,483	665	114	251	286	14	230,424	3,174	54	227,016	180	1997		
31,031	2,252	120	1,916	216	0	114,110	1,384	336	112,291	99	1998		
29,370	808	64	52	679	13	314,283	1,445	2,311	310,408	119	1999		
35,912	6,534	192	4,499	1,835	8	179,533	824	457	177,843	409	2000		
32,344	5,233	30	1,650	1,852	1,701	165,029	1,076	92	163,092	769	2001		
33,946	13,863	5	12,965	275	418	142,987	1,100	87	141,352	448	2002		
Marine Fisheries													
Adjacent Waters Fisheries													
Fishes													
눈볼대 Red Fish	능성어 Sea Bass	다랑어류 Tunas	도루묵 Sand Fish	대구류 Cods	검성돔 Black Sea Bream	옥 돌 Red Horsehead	자리돔 Caral Fish	참 돔 Common Sea Bream	기타돌류 Other Sea Bream		망둥어 Gobies	매룡어류 Lizard Fishes	멸치류 Anchovies
559	24	3,115	2,194	481	596	2,230	333	1,419	2,041	1,722	207	230,911	1997
688	77	3,371	1,490	476	534	1,810	80	1,657	1,840	1,299	215	249,519	1998
531	20	2,861	2,449	894	619	1,651	12	924	1,117	897	35	238,934	1999
918	29	3,245	1,571	1,766	658	1,664	59	986	1,339	788	795	201,192	2000
612	28	3,294	1,286	2,458	512	1,049	5	913	1,419	703	758	273,927	2001
558	9	2,344	3,381	1,968	764	1,341	6	1,084	1,466	388	33	236,315	2002

5. 어 종 별 Production by

단위: M/T

	해 면 어 업											
	일 반 해 명 어 업											
	어 류											
	명 태 Alaska Pollacks	민 어 Brown Croaker	방 어 Tellow Tail	벤댕이 Round Herring	뱅어류 Whtings	병어류 Pomfret	보구치 White Croaker	보리멸 Sea Smelt	복어류 Puffers	조피볼락 Jaco Pever	기타볼락 Other Rock Fish	부 세 Yellow Croaker
1997	7,283	1,177	6,064	5,593	919	10,770	1,565	199	7,471	1,813	3,601	332
1998	6,232	1,285	9,620	1,974	1,029	13,210	1,777	48	3,897	2,092	2,510	294
1999	1,392	1,566	8,627	6,674	3,374	15,235	2,196	107	4,787	1,813	2,760	270
2000	766	1,999	4,814	4,603	9,693	7,838	1,864	100	2,978	2,682	2,105	354
2001	207	2,156	6,475	766	3,831	6,819	998	10	3,735	2,765	2,238	426
2002	215	1,148	5,374	788	2,247	6,191	734	15	3,110	3,227	1,669	325
	해 면 어 업											
	일 반 해 면 어 업											
	어 류 Fishes											
	갯장어 Sharp Toothed Eel	먹장어 Borer	증장어 See Eel	전갱이류 Jack Mackerels	전 어 Hickory Shad	징어리 Sardine	참조기 edlip Croaker	기타조기 Other Croakers	준치 Bigeyed Herring	쥐치류 File Fish	참어 Herring	홍 어 Skate Ray
1997	2,518	6	19,136	22,766	13,836	9,041	21,769	13,178	349	16,318	13,214	3,223
1998	1,506	12	11,913	22,132	11,349	7,595	15,011	12,443	381	9,364	13,340	1,764
1999	1,900	0	10,160	13,552	9,511	17,142	13,490	14,500	265	2,999	20,010	662
2000	1,862	1	8,303	19,510	6,366	2,207	19,630	7,105	134	2,891	13,473	256
2001	1,080	3	7,676	17,537	9,120	129	7,938	2,986	40	1,578	8,491	211
2002	883	0	17,210	26,037	4,717	8	10,941	3,240	19	933	1,941	227
	해 면 어 업											
	일 반 해 면 어 업											
	갑 각 류 Crustacea			패 류								
	기타새우 Other Shrimps	기타갑각류 Others	소 계 Sub-Total	골뱅이 Bai-top Shell	굴류 Oysters	소라고등 Top Shell	오분자기 Abalone (Earshell)	전복류 Abalones	가리비 Scallop	가무락 (까막조개) Venus Clam	개랑조개 (해방조개) Hen Cockle	
1997	13,974	0	91,788	1,617	17,210	6,878	203	214	196	2,028	7,179	
1998	19,365	1,431	79,562	1,325	9,905	9,192	87	71	42	580	2,877	
1999	11,778	1,645	74,302	1,672	11,690	7,283	43	79	6	1,331	7,620	
2000	10,488	1,136	77,103	818	15,939	7,281	37	76	0	2,273	4,149	
2001	8,077	4,257	65,328	730	10,056	6,274	38	66	11	1,964	3,409	
2002	7,206	936	57,336	1,555	7,950	7,193	26	49	0	2,162	3,464	

생 산 량 (계속)
Species (Cont'd)

In metric ton

Marine Fisheries													
Adjacent Waters Fisheries													
Fishes													
삼치류 Spanish Mackerels	상어류 Sharks	서대류 Tongue fishes	성대류 Gumards	송어류 Trouts	솜쟁이 Scorpion Fish	송어류 Mulletts	아 귀 Monk Fish	까나리 Sand Lance	양미리 Sand Lance	양태 Head	연어 Salmon	임연수어 Atka Fish	
11,173	565	1,289	86	522	161	5,564	5,045	8,832	0	4,196	111	1,880	1997
22,809	503	654	146	964	186	4,962	3,970	4,801	0	2,857	56	7,911	1998
19,502	449	836	43	421	92	9,678	3,406	4,806	0	2,248	57	1,005	1999
25,641	262	1,148	79	0	92	8,730	4,930	16,293	0	2,310	28	2,554	2000
25,513	389	1,013	140	0	149	9,784	5,813	4,803	462	1,699	19	1,261	2001
25,956	243	585	260	0	111	8,887	9,500	5,145	7	1,199	33	627	2002
Marine Fisheries													
Adjacent Waters Fisheries													
갑 각 류 Crustacea													
기타어류 Others	소 계 Sub-Total	꽃 게 Blue Crab	대 게 Large Crab	붉은대게 Red Large Crabs	기타게 Others Crabs	꽃새우 Blue Shrimps	담새우 Lobster	대 하 Shrimp Large	보리새우 Barley Shrimp	젓새우 Shrimp Small	중 하 Shrimp Medium		
74,721	109,405	11,430	815	38,896	19,030	2,729	918	1,911	2,102	15,624	1,976	1997	
110,197	104,222	13,813	459	33,146	10,274	3,249	458	1,245	1,138	15,993	3,651	1998	
96,782	90,038	11,819	1,134	22,366	11,875	4,620	485	814	480	19,389	3,633	1999	
71,335	74,994	12,842	756	16,281	9,372	5,263	461	1,211	578	13,985	2,621	2000	
91,781	67,070	13,016	1,001	12,973	9,001	3,145	415	582	513	11,705	2,385	2001	
71,691	57,327	18,659	896	9,166	6,753	4,132	391	222	217	7,013	1,736	2002	
Marine Fisheries													
Adjacent Waters Fisheries													
Shell Fishes													
고막류 Cockles	동죽 Surf Clam	맛류 Jack Knife Clams	바지락 Short Neck Clam	백합류 Hard Clams	새조개 Egg Cockle	코끼리조개 Japanese Geoduck	키조개 Pen Shell	피조개 Arkshell	홍합 Sea Mussel	기타패류 Others			
493	8,851	4,081	16,854	2,075	1,587	0	4,098	667	3,211	14,346	1997		
12,114	2,411	2,862	14,585	3,472	1,078	73	6,456	1,311	1,469	9,652	1998		
6,503	4,325	1,751	13,963	1,799	112	73	6,771	534	1,414	7,333	1999		
4,184	2,468	1,572	20,982	1,430	411	103	5,795	318	1,133	8,134	2000		
923	5,774	1,452	20,004	1,044	2,002	43	3,828	153	1,085	6,472	2001		
790	6,730	702	14,758	1,704	810	46	3,500	228	946	4,723	2002		

5. 어 종 별
Production by

단위:M/T

	해 면 어 업										
	일 반 해 면 어 업										
	연체동물 Mollusca								기타수산동물		
	소 계 Sub-Total	갑오징어류 Cuttle Fishes	꼴뚜기 Squid	낙 지 Rouple Squid	문 어 Octopus	쭈꾸미 Other Octopus	오징어류 Squids	기 타 연 체 동 물 Others	소 계 Sub-Total	미더덕 Stalked Sea Squirts	성 계 Sea Urchin
1997	252,285	2,082	1,455	10,103	8,236	4,613	224,959	837	8,752	35	2,771
1998	198,089	2,563	4,119	6,395	12,038	7,999	163,016	1,959	4,782	56	1,410
1999	278,098	6,652	1,629	5,966	8,179	5,117	249,991	564	4,558	29	1,182
2000	248,047	1,267	885	5,861	8,718	4,569	226,309	438	6,205	3	1,461
2001	248,331	1,443	898	5,911	9,668	4,294	225,616	501	4,709	49	1,454
2002	251,386	1,920	836	5,272	12,408	3,911	226,656	383	5,253	59	1,459
	해 면 어 업										
	일반해면어업 Adjacent Waters Fisheries					천 해 양 식					
	해 조 류 Seaweeds				계 Total	어 류					
	청 각 Sea Staghorn	꽃 Fusiforme	파 래 Green Laver	기 타 해 조 류 Other Seaweeds		소 계 Sub-Total	갈치류 Flounders	넙치류 Bastard	농 어 Common Sea Bass		
1997	92	7,783	490	3,064	1,015,134	39,121	2	26,274	703		
1998	280	3,856	61	3,191	777,230	37,323	0	22,277	940		
1999	391	7,423	183	793	765,252	33,453	0	21,368	797		
2000	220	6,062	64	1,627	653,373	25,986	0	14,127	605		
2001	404	7,024	40	594	655,827	29,297	0	16,426	873		
2002	558	5,081	412	901	781,544	48,073	2	23,343	2,006		
	해 면 어 업										
	천 해 양 식 어 업										
	갑 각 류					패 류					
	소 계 Sub-Total	대 하 Shirimp Large	보 리 새 우 Barley Shirimp	중 하 Shirimp Medium	기 타 새 우 Other Shirimp	소 계 Sub-Total	굴 류 Oysters	소 라 고 등 Top shell	오 분 자 기 Abalone (Ear shell)	전 복 류 Abalones	가 리 비 Scallop
1997	1,537	1,533	0	4	0	301,873	200,973	33	0	7	637
1998	846	846	0	0	0	239,754	175,926	1	88	3	360
1999	1,180	1,142	0	0	38	221,031	177,259	1	0	0	377
2000	1,158	1,158	0	0	0	222,608	177,079	9	1	20	2,371
2001	2,081	2,081	0	0	0	217,078	174,117	3	0	29	66
2002	1,403	1,403	0	0	0	212,433	182,229	0	0	85	5

생 산 량 (계속)

Species (Cont'd)

In metric ton

Marine Fisheries														
Adjacent Waters Fisheries														
Other Fishies			해 조 류 Seaweeds											
우렁쟁이 Sea Squirts	해 삼 Sea Cucumber	기 타 Others	소 계 Sub-Total	김 Laver	표시래기 Sea String	다시마류 Kelp	도박류 Typicus & Irish Moss	말 Sea Duck Weed	미 역 Sea Mustard	우뭇가사리 Agar-Agar	기타가사리 Other Agar-Agar			
2,780	2,217	949	23,233	90	24	761	70	102	4,490	6,182	85	1997		
891	1,439	986	12,594	635	1	500	15	19	784	3,136	116	1998		
1,142	1,204	1,001	12,895	418	13	577	24	24	600	2,307	142	1999		
1,440	1,419	1,882	13,023	1	0	350	15	29	1,717	2,872	66	2000		
1,004	900	1,302	14,933	11	1	357	13	22	2,664	3,768	35	2001		
966	833	1,936	10,427	29	0	88	2	0	1,089	2,150	117	2002		
Marine Fisheries														
Shallow-sea Cultures														
Fishes														
능성어 Sea Bass	감성돔 Black Sea Bream	참 돔 Common Sea Bream	기타돔류 Other Sea Breams	민 어 Brown Croaker	방 어 Yellow Tail	복어류 Puffers	조피볼락 Jaco Pever	기타볼락 Other Rock Fish	송어류 Mulletts	임 수어 Atka Fish	쥐치류 File Fish		기타 어류 Others	보구치 White Cracker
5	12	115	30	0	302	0	11,069	245	201	2	126	35	0	1997
1	51	146	134	0	266	0	12,544	231	106	0	619	8	0	1998
5	92	176	186	16	236	15	9,459	721	347	0	35	0	0	1999
6	221	412	386	51	494	2	8,473	225	968	0	9	7	0	2000
20	275	641	94	45	95	63	9,254	76	1,415	3	3	9	5	2001
39	685	960	234	19	186	29	16,548	86	3,898	0	0	38	0	2002
Marine Fisheries														
Shallow-sea Cultures														
가무락 (까막조개) Venus clam	개랑조개 해방조개 Hen cockle	고막류 Cockles	동죽 Surf Clam	맛류 Jack knife Clams	바지락 Short neck	백합류 Hard Clams	새조개 Egg Cockle	키조개 Pen shell	피조개 Ark Shell	홍합 Sea Mussel	기타패류 Others			
5	1	2,843	19	6,585	13,958	47	0	22	13,156	63,572	15		1997	
33	0	5,041	0	68	17,178	0	52	190	23,029	17,785	0	1998		
3	2	2,511	0	0	16,135	17	19	1,104	8,550	15,042	11	1999		
46	1	820	0	0	17,927	0	0	1,998	10,618	11,713	5	2000		
25	6	3,842	0	0	16,433	26	0	1,240	7,359	13,653	279	2001		
219	0	413	0	0	10,652	5	0	577	4,745	13,201	302	2002		

5. 어 종 별
Production by

단위:M/T

		해 면 어 업				
		천 해 양 식				
연체동물		기 타 수 산 동 물 Other Fishies				
낙 지	소 계 Sub-Total	미더덕 Stalked Sea Squirts	우렁쟁이 Sea Squirts	해 삼 Sea Cucumber	기 타 Others	
1997	0	24,760	2,442	22,318	0	0
1998	0	29,538	5,650	8,177	0	15,711
1999	0	35,916	11,292	11,845	0	12,779
2000	0	29,165	13,889	2,336	0	12,940
2001	0	33,833	15,084	4,603	0	14,146
2002	25	22,053	5,266	9,613	0	7,174

		내 수 면 어 로 어 업										
		양 식 어 업										
합 계 Total	어로어업 Fishing	어 류										
		계 Total										
			소 계 Sub-Total	농어 Common Sea Bass	민물돔 Tilapia	동자개 Korean Bullhead	송어류 Trout	송 어 Mullet	가물치 Shake Head	메 기 Mud Fish		
1997	31,790	6,934	24,856	24,591	0	989	0	3,655	0	769	2,323	
1998	26,852	6,850	20,002	19,872	0	796	0	3,994	42	520	2,158	
1999	17,846	6,317	11,529	11,358	0	628	42	3,109	22	317	1,996	
2000	20,585	7,142	13,443	13,212	20	787	50	2,808	25	216	2,745	
2001	18,141	5,971	12,170	11,678	10	609	47	2,834	38	333	2,567	
2002	18,511	5,690	12,821	11,287	1	756	48	2,860	28	291	2,368	

		내 수 면 어 로 어 업										
		양 식 어 업										
		어 류 Fishes							갑 각 류 Crabs			
연어류 Salmon	은 어 Sweet Fish	비단잉어 Pancy Carp	잉 어 Common Carp	황 어 Israel Carp	피라미 Pale Chub	황 어 Sea Shiner	기타어류 Others	소 계 Sub-Total	계 류 Crabs	새우류 Shrimps	기타 Others	
1997	0	89	56	1,145	11,671	32	0	178	39	31	8	0
1998	0	428	68	1,762	6,576	0	5	128	10	9	1	0
1999	0	208	25	716	1,265	1	1	200	25	12	9	4
2000	0	122	287	713	1,838	0	3	34	21	15	6	0
2001	1	65	49	372	1,212	0	5	15	30	21	9	0
2002	0	63	39	283	962	0	0	37	16	16	0	0

생 산 량 (계속)
Species (Cont'd)

In metric ton

Marine Fisheries											
Adjacent Waters Fisheries											
해 조 류 Algae											
소 계 Sub-Total	김 Laver	다시마류 Kelp	미역 Sea Mustard	우뚫가사리 Agar-Agar	기타가사리 Other Agar-Agar	칭 각 Sea Staghorn	못 Fusiforme	파 레 Green Laver	기타해조류 Other Sea Weeds		
647,843	140,236	33,466	431,872	0	0	0	34,470	7,794	5	1997	
469,769	191,578	7,931	239,742	0	0	0	24,993	5,298	227	1998	
473,672	205,706	25,447	213,706	16	2	43	22,679	5,873	200	1999	
374,456	130,488	14,160	212,429	0	0	164	11,654	5,288	273	2000	
373,538	167,909	17,506	175,490	0	0	7	6,865	5,760	1	2001	
497,557	209,995	24,873	242,135	4	0	72	11,016	9,291	171	2002	
Inland Waters Fisheries											
Culture											
Fishes											
찬넬메기 Cannel Cat Fish	미꾸라지 Loach	뱀장어 Eel	부르길 Blue Gill	금붕어 Gold Fish	붕어 Crap	빙어 Pond Smelt	산천어 Mountain Trout				
652	409	2,287	34	181	106	0	15	1997			
354	430	2,213	0	238	145	0	15	1998			
43	432	2,037	0	85	196	4	31	1999			
0	644	2,725	0	33	134	0	28	2000			
0	642	2,644	0	35	169	0	31	2001			
5	398	2,968	0	26	107	0	47	2002			
Inland Waters Fisheries											
Culture											
패 류 Shell Fishes					기타수산동물 Other Aquatic Animals			조류 Algae			
소 계 Sub-Total	대칭이조개 Cristaria Plicata	우렁이 Fresh Water Snail	재첩 Martels	기타 Others	소 계 Sub-Total	자라 Mud Turtle	기타수산동물 Others	소 계 Sub-Total	순채 Water Shield	기타 조류 Others	
129	4	98	27	0	97	93	4	0	0	0	1997
63	5	25	33	0	57	57	0	0	0	0	1998
41	0	6	31	4	102	102	0	3	3	0	1999
30	0	30	0	0	173	168	5	7	3	4	2000
358	0	40	309	9	104	104	0	0	0	0	2001
1,413	0	77	1,336	0	105	105	0	0	0	0	2002

6. 원 양 어 업 Production of Distant Water Fisheries by

단위:M/T

	계 Total	태 평 양						
		소 계 Subtotal	참치연승 Tuna Longliner	원양선망 Purse Seine	오징어채낚기 Squid Angling	원양봉수망 Saury Lever Lift net	북양트롤(러시아) North Pacific Ocean Trawl(Russia)	북양트롤(북해도) North Pacific Ocean Trawl(Hokkaido)
1998	722,597	568,349	58,763	200,905	4,039	13,926	138,568	92,642
1999	791,409	446,584	44,585	142,091	22,076	18,015	127,900	19,479
2000	651,267	413,665	51,178	170,025	17,585	24,231	87,830	0
2001	706,221	491,112	58,446	178,072	6,788	20,869	165,512	0
2002	580,346	400,977	60,372	206,150	22,746	20,088	24,947	0
		대 서 양 Atlantic Ocean						
	소 계 Subtotal	참치연승 Tuna Longliner	원양오징어 채낚기 Squid Angling	해외트롤 Trawl	새우트롤 Shrimp Trawl	저 연 승 Bottom Longline	모선식의줄낚시	원양봉수망 Distant Waters Stick-Held Dip Net
1998	128,287	290	78,119	46,407	137	1,311	1,919	0
1999	319,899	269	240,606	75,651	19	1,590	1,453	21
2000	210,725	285	142,141	63,624	14	2,389	1,700	572
2001	199,889	47	120,623	75,566	24	1,825	1,804	0
2002	160,147	0	72,014	84,856	0	1,475	1,772	0
		인 도 양 Indian Ocean						
	소 계 Subtotal	참치연승 Tuna Longliner	해외트롤 Trawl	새우트롤 Shrimp Trawl	저 연 승 Bottom Longline	원양오징어 채낚기 Squid Angling	기타 Other Fisheries	소 계 Subtotal
1998	25,961	8,414	17,547	0	0	0	0	0
1999	24,926	3,849	20,126	0	321	630	0	0
2000	26,877	6,924	19,266	0	687	0	0	0
2001	15,220	4,033	9,601	351	1,235	0	0	0
2002	18,268	1,259	15,628	0	1,381	0	0	954

어업별·해역별 생산량
Fisheries Type in Each Ocean

In metric ton

Pacific Ocean									
해외트롤 Trawl	저연승 Bottom Longline	원양외줄낚시	원양유자망 Gill Net	원양고정자망	원양자망어업	원양통발 Distant Waters Trap	기타 Other Fisheries		
49,646	8,139	1,007	194	0	0	520	0	1998	
60,237	10,517	1,630	0	0	0	54	0	1999	
50,210	12,606	0	0	0	0	0	0	2000	
47,094	13,521	401	0	193	193	23	0	2001	
59,329	6,924	421	0	0	0	0	0	2002	
		원양외줄낚시	원양통발 Distant Waters Trap	기타 Other Fisheries					
		0	104	0	1998				
		0	290	0	1999				
		0	0	0	2000				
		0	0	0	2001				
		30	0	0	2002				
남빙양 Antarctic Ocean									
해외트롤 Trawl	저연승 Bottom Longline	기타 Other Fisheries							
0	0	0							1998
0	0	0							1999
0	0	0							2000
0	0	0							2001
861	93	0							2002

IV. 천 해양 식 어 업 Status of Shallow-Sea Culture

1. 천 해양 식 어 업 어 종 별 Status of Shallow-Sea Culture

단위 : ha, 건

	1996		1997		1998	
	건 수 Number	면 적 Area	건 수 Number	면 적 Area	건 수 Number	면 적 Area
합 계	8,061	106,570	8,047	109,154	8,232	112,897
해 조 류	2,417	61,974	2,293	61,144	2,352	63,513
김	1,631	48,949	1,462	47,668	1,356	47,272
미 다 파 우	527	9,965	550	10,074	696	12,481
시 마 래	78	1,002	81	1,029	90	1,217
가 사 리	14	257	16	397	17	407
우	0	0	0	0	0	0
퓏	147	1,653	165	1,832	173	1,988
갈 래 곰 보	0	0	0	0	0	0
참 모 자 반	20	148	19	144	20	148
기 타	0	0	0	0	0	0
패 류	4,423	39,305	4,620	43,213	4,725	44,511
굴	954	7,567	995	7,966	1,068	8,294
피 조 개	927	8,437	953	8,789	961	8,882
바 지 락	573	5,403	534	5,037	531	4,987
고 지 락	217	2,977	204	2,841	201	2,797
가 무 락	93	855	95	940	104	1,010
새 고 락	916	11,002	913	11,006	908	10,875
백 합	14	195	16	235	16	234
홍 합	158	840	161	863	159	867
가 리 비	85	558	132	1,034	150	1,221
전 북, 소 라	438	1,184	564	4,347	587	4,985
진 주 조 개	26	70	25	67	30	79
전 북, 진 주	6	8	11	21	6	16
개 량 조 개	0	0	0	0	4	264
등 개 조 족	14	185	0	0	0	0
개 조 개	2	24	13	42	0	0
기 타(맛등)	0	0	4	25	0	0
어 류	647	2,177	663	2,254	663	2,303
가 두 리 식	495	1,190	497	1,232	495	1,224
축 제 식	152	987	166	1,022	168	1,079
기 타 수 산 동 물	574	3,114	471	2,543	492	2,570
새 우(축제)	155	1,593	65	1,126	92	1,184
우 령 쉼 이	388	1,330	388	1,335	384	1,310
갯 지 령 이	14	68	13	68	13	67
해 지 령 이	14	116	3	9	3	9
기 타	3	7	2	5	0	0

어업권 현황

Licenses Issued

연도별 어업권 현황

Licenses by Species and Year

In ha, number

1999		2000		2001		2002		
건 수	면 적	건 수	면 적	건 수	면 적	건 수	면 적	
Number	Area	Number	Area	Number	Area	Number	Area	
8,243	112,587	8,462	121,973	8,554	122,218	8,717	122,243	Total
2,346	63,093	2,331	71,543	2,259	70,201	2,238	69,209	Sea-Weeds
1,313	46,860	1,289	55,510	1,253	54,823	1,208	54,012	Laver
725	12,457	730	12,317	692	11,749	714	11,576	Sea Mustard
97	1,292	113	1,376	117	1,366	128	1,487	Kelp
17	407	16	401	17	421	18	411	Green Laver
0	0	0	0	0	0	0	0	Agar-Agar
173	1,921	167	1,836	158	1,697	146	1,570	Fusiforme
0	0	0	0	0	0	0	0	Seaweed Papulosa
21	156	16	103	22	145	24	153	Gulf weed or Sea lentil
0	0	0	0	0	0	0	0	Others
4,767	44,684	4,952	44,819	5,036	46,171	5,196	47,138	Shell Fishes
1,063	7,955	1,172	8,129	1,164	8,174	1,201	8,368	Oysters
887	8,226	895	8,322	902	8,448	856	8,020	Arkshell
560	5,297	580	5,433	585	5,566	601	5,845	Short Neck Clam
203	2,791	213	2,882	209	2,861	220	3,004	Cockles
104	1,026	104	1,066	108	1,103	113	1,134	Venus Clam
927	11,103	912	10,628	908	10,579	901	10,384	Egg Cockle
7	91	13	170	9	121	9	121	Hard Clams
150	781	138	781	140	800	138	773	Sea Mussel
176	1,473	197	1,638	186	1,611	178	1,735	Scallop
619	5,290	661	5,114	759	6,243	868	6,667	Abalones
33	100	35	100	36	127	40	126	Pearl Oyster
5	8	5	8	4	5	4	5	Abalone Shell
4	264	5	274	3	238	5	274	Pen Shell
0	0	15	214	16	234	16	234	Surf Clam
0	0	2	24	2	24	2	24	Hen Cockle
20	279	5	36	5	36	44	424	Others
648	2,317	653	2,216	662	2,256	653	2,302	Fishes
482	1,287	506	1,342	515	1,381	510	1,372	Cages
166	1,030	147	874	147	875	143	930	Barrage
482	2,493	526	3,395	597	3,590	630	3,594	Other Aquatic Animals
62	949	89	1,168	78	891	81	851	Shrimp
385	1,315	411	1,384	462	1,597	478	1,802	Sea Squirts
12	57	9	45	6	30	6	30	Lug Worm
5	17	4	13	9	31	9	31	Sea Cucumber
18	155	13	785	42	1,041	56	880	Others

2. 천해양식어업 시도별 Status of Shallow-Sea Culture

단위 : ha, 건

	1996		1997		1998	
	건 수 Number	면 적 Area	건 수 Number	면 적 Area	건 수 Number	면 적 Area
합 계	8,061	106,570	8,047	109,154	8,232	112,897
부 산	135	2,240	133	2,234	136	2,250
인 천	172	1,551	181	1,790	181	1,849
울 산	0	0	63	441	67	491
경 기	127	1,461	68	1,069	59	709
강 원	33	156	93	818	98	950
충 남	558	7,679	517	7,689	545	7,756
전 북	657	8,148	531	6,389	531	6,462
전 남	4,319	72,843	4,251	73,520	4,351	76,617
경 북	251	621	438	3,010	469	3,229
경 남	1,796	11,855	1,758	11,518	1,780	11,893
제 주	13	16	14	676	15	691

자료: 어업자원국

연도별 어업권 현황

Licenses by Species and Year

In ha, number

1999		2000		2001		2002		
건 수 Number	면 적 Area	건 수 Number	면 적 Area	건 수 Number	면 적 Area	건 수 Number	면 적 Area	
8,243	112,587	8,462	121,973	8,554	122,218	8,717	122,243	Total
109	1,929	118	1,760	118	1,761	117	1,760	Busan
183	1,864	212	2,054	237	2,415	258	2,474	Incheon
70	509	69	504	68	501	67	498	Ulsan
52	674	71	837	57	664	87	1,484	Gyeonggi
99	1,116	101	1,159	105	1,230	106	1,288	Gangwon
541	7,630	539	7,707	539	7,456	550	7,404	Chungnam
516	6,307	515	6,294	512	6,368	508	6,206	Jeonbuk
4,446	77,398	4,491	86,418	4,466	86,261	4,562	86,038	Jeonnam
457	3,058	466	3,087	507	3,206	514	3,228	Gyeongbuk
1,752	11,399	1,860	11,450	1,925	11,652	1,923	11,160	Gyeongnam
18	703	20	703	20	704	25	703	Jeju

V. 수 산 Fishery

1. 품 종 별 수 산 Production of Fishery

단위 : M/T

	계	소 건 품	염 건 품	자 건 품	염 장 품	염 신 품	통 조 립
	Total	Dried	Salted & Dried	Cooked	Salted & Preserved	Pickled	Canned
1989	1,693,945	13,137	171	22,857	1,611	23,836	49,373
1990	1,754,887	13,413	580	17,909	1,191	19,511	58,026
1991	1,620,766	10,647	906	23,663	595	20,854	61,445
1992	1,771,287	10,078	650	22,989	295	16,403	55,533
1993	1,486,181	20,144	928	29,904	164	12,404	48,561
1994	1,714,511	14,694	1,191	24,473	95	10,594	63,899
1995	1,691,810	34,686	2,067	12,695	214	16,613	63,117
1996	1,727,497	42,426	2,742	40,008	775	20,349	61,902
1997	1,653,342	29,439	494	41,438	290	24,044	63,816
1998	1,541,249	17,702	700	39,653	520	42,834	48,140
1999	1,594,025	14,007	533	21,809	2,728	60,670	42,796
2000	1,465,092	17,078	416	16,300	157	56,974	50,404
2001	1,546,839	24,126	579	20,659	472	47,604	80,569
2002	1,443,910	18,379	332	23,280	3,665	38,933	83,043
연 근 해	891,620	18,379	332	23,280	3,665	38,933	83,043
서 울	2,139	0	0	0	0	406	0
부 산	281,710	319	80	129	639	2,237	0
대 구	2,190	0	0	3	0	0	0
인 천	9,797	0	0	0	0	977	0
광 주	2,558	0	0	0	0	11	0
대 전	3,061	0	0	0	0	0	0
울 산	8,019	12	0	111	0	1,226	0
경 기	50,843	0	0	700	0	11,809	0
강 원	55,485	16,153	0	0	613	2,133	0
충 북	1,350	184	0	0	0	0	0
충 남	20,124	13	0	2,357	152	8,741	0
전 북	8,015	204	47	191	38	2,317	0
전 남	129,099	57	0	11,709	0	5,066	16,039
경 북	117,796	993	0	0	2,223	1,084	3,098
경 남	184,582	444	109	8,080	0	1,701	63,906
제 주	14,852	0	96	0	0	1,225	0
원 양	552,290	0	0	0	0	0	0

자료: 수산정책국

가 공 품

Products

가 공 품 생 산 량

Production by Commodity Groups

In metric ton

냉 동 품	해 조 제 품	한 천	연 제 품	조 미 가 공 품	어 유 분	수 산 피 혁 품	기 타	
Frozen	Dried Seaweed	Agar-Agar	Ground Fish Meat	Flavour Seasoned	Fish Meal & Oil	Fish Skin	Others	
1,365,837	57,785	792	85,499	20,714	42,498	0	9,835	1989
1,320,277	88,437	628	96,833	30,935	94,854	0	12,293	1990
1,199,159	106,557	681	106,236	18,222	64,633	0	7,168	1991
1,350,793	134,887	468	93,378	13,459	64,252	0	8,102	1992
1,096,912	108,701	272	99,090	10,275	51,568	0	7,258	1993
1,301,482	117,376	393	108,717	12,278	47,729	0	11,590	1994
1,275,864	94,435	403	107,677	14,161	59,318	0	10,560	1995
1,265,190	88,657	563	115,808	12,265	50,716	0	26,096	1996
1,238,135	47,233	358	135,294	6,953	42,556	0	23,292	1997
1,110,160	92,375	639	121,480	6,466	50,700	0	9,880	1998
1,179,024	100,936	365	108,443	8,072	45,361	0	9,281	1999
1,042,648	47,662	961	166,682	14,532	37,732	0	13,546	2000
1,128,026	79,732	361	94,079	17,250	36,013	6	17,363	2001
996,482	82,946	397	92,271	19,343	19,843	64,855	141	2002
444,192	82,946	397	92,271	19,343	19,843	64,855	141	Coastal
291	277	0	1,119	0	0	46	0	Seoul
219,273	903	0	24,020	2,619	4,933	26,417	141	Busan
1,581	0	0	606	0	0	0	0	Daegu
7,156	197	0	0	0	0	1,467	0	Incheon
969	0	0	1,578	0	0	0	0	Gwangju
2,866	0	0	0	195	0	0	0	Daejeon
5,743	882	0	45	0	0	0	0	Ulsan
1,886	716	0	34,237	1,458	0	37	0	Gyeonggi
13,863	82	0	742	10,845	10,663	391	0	Gangwon
23	0	0	0	961	0	182	0	Chungbuk
5,334	536	9	2,969	13	0	0	0	Chungnam
4,492	726	0	0	0	0	0	0	Jeonbuk
16,711	78,074	66	0	1,377	0	0	0	Jeonnam
98,490	0	0	9,583	1,100	379	846	0	Gyeongbuk
52,518	171	322	17,372	775	3,868	35,316	0	Gyeongnam
12,996	382	0	0	0	0	153	0	Jeju
552,290	0	0	0	0	0	0	0	Distant Water

2. 2002년 수산 가공품 Production of Fishery Products by

단위: M/T

	계	1	2	3	4	5
	Total	Jan.	Feb.	Mar.	Apr.	May
총 연 근 해 제 계	1,443,910	153,327	121,325	115,961	127,639	118,294
년 동 동 동 동 동 동	891,620	85,650	65,333	73,663	81,313	71,055
원 형 동 동 동 동	444,192	39,677	32,043	30,726	32,673	29,629
결 동 동 동 동 동	386,709	32,924	26,570	23,420	26,818	23,511
오 명 가 고 대 조 공 갈 전 새 삼 정 병 북 부 낙 꽃 기	128,782	13,535	6,215	4,951	5,837	2,748
자 등 구 기 치 처 이 우 치 리 어 어 세 지 계 타	11,802	1,582	1,528	1,066	811	842
어 태 미 어 구 치 처 이 우 치 리 어 어 세 지 계 타	1,327	60	46	60	290	101
어 태 미 어 구 치 처 이 우 치 리 어 어 세 지 계 타	95,207	4,841	6,026	4,857	4,902	5,309
어 태 미 어 구 치 처 이 우 치 리 어 어 세 지 계 타	639	101	72	77	82	49
어 태 미 어 구 치 처 이 우 치 리 어 어 세 지 계 타	5,240	592	486	452	442	397
어 태 미 어 구 치 처 이 우 치 리 어 어 세 지 계 타	8,393	1,063	673	614	485	1,316
어 태 미 어 구 치 처 이 우 치 리 어 어 세 지 계 타	12,766	1,173	1,225	1,294	865	1,210
어 태 미 어 구 치 처 이 우 치 리 어 어 세 지 계 타	12,550	999	666	990	3,088	2,366
어 태 미 어 구 치 처 이 우 치 리 어 어 세 지 계 타	2,249	72	44	43	50	269
어 태 미 어 구 치 처 이 우 치 리 어 어 세 지 계 타	7,906	567	987	1,353	888	449
어 태 미 어 구 치 처 이 우 치 리 어 어 세 지 계 타	8,485	835	828	722	875	658
어 태 미 어 구 치 처 이 우 치 리 어 어 세 지 계 타	578	71	69	94	53	56
어 태 미 어 구 치 처 이 우 치 리 어 어 세 지 계 타	1,452	297	218	133	217	85
어 태 미 어 구 치 처 이 우 치 리 어 어 세 지 계 타	39	7	3	2	4	2
어 태 미 어 구 치 처 이 우 치 리 어 어 세 지 계 타	536	15	25	39	32	36
어 태 미 어 구 치 처 이 우 치 리 어 어 세 지 계 타	5,099	236	166	213	326	368
어 태 미 어 구 치 처 이 우 치 리 어 어 세 지 계 타	83,659	6,878	7,293	6,460	7,571	7,250
처 리 동 동 동 동 동 동	57,483	6,753	5,473	7,306	5,855	6,118
갑 새 중 명 연 새 바 흉 기 통 공 장 고 골 흥 바 참 기 연 맛 어 튀 썬 구 기	1,530	33	34	48	89	104
갑 새 중 명 연 새 바 흉 기 통 공 장 고 골 흥 바 참 기 연 맛 어 튀 썬 구 기	389	35	29	23	18	21
갑 새 중 명 연 새 바 흉 기 통 공 장 고 골 흥 바 참 기 연 맛 어 튀 썬 구 기	2,827	291	240	221	284	158
갑 새 중 명 연 새 바 흉 기 통 공 장 고 골 흥 바 참 기 연 맛 어 튀 썬 구 기	1,718	166	146	135	123	157
갑 새 중 명 연 새 바 흉 기 통 공 장 고 골 흥 바 참 기 연 맛 어 튀 썬 구 기	5,487	405	291	412	916	727
갑 새 중 명 연 새 바 흉 기 통 공 장 고 골 흥 바 참 기 연 맛 어 튀 썬 구 기	744	16	44	123	140	110
갑 새 중 명 연 새 바 흉 기 통 공 장 고 골 흥 바 참 기 연 맛 어 튀 썬 구 기	13,044	3,216	2,359	3,442	1,404	1,422
갑 새 중 명 연 새 바 흉 기 통 공 장 고 골 흥 바 참 기 연 맛 어 튀 썬 구 기	164	7	6	6	7	5
갑 새 중 명 연 새 바 흉 기 통 공 장 고 골 흥 바 참 기 연 맛 어 튀 썬 구 기	90	12	1	10	3	17
갑 새 중 명 연 새 바 흉 기 통 공 장 고 골 흥 바 참 기 연 맛 어 튀 썬 구 기	31,490	2,572	2,323	2,886	2,871	3,397
통 조 립 품 품 품 품 품 품	83,043	5,842	4,684	4,886	5,057	13,248
공 장 고 골 흥 바 참 기 연 맛 어 튀 썬 구 기	1,624	250	309	0	42	92
공 장 고 골 흥 바 참 기 연 맛 어 튀 썬 구 기	498	0	0	0	0	0
공 장 고 골 흥 바 참 기 연 맛 어 튀 썬 구 기	2,733	727	158	107	149	87
공 장 고 골 흥 바 참 기 연 맛 어 튀 썬 구 기	6,983	120	198	363	1,099	1,803
공 장 고 골 흥 바 참 기 연 맛 어 튀 썬 구 기	3,429	314	186	248	259	302
공 장 고 골 흥 바 참 기 연 맛 어 튀 썬 구 기	584	120	35	8	0	0
공 장 고 골 흥 바 참 기 연 맛 어 튀 썬 구 기	42	0	3	21	2	0
공 장 고 골 흥 바 참 기 연 맛 어 튀 썬 구 기	63,042	3,809	3,024	3,627	3,278	10,947
공 장 고 골 흥 바 참 기 연 맛 어 튀 썬 구 기	4,108	502	771	512	228	17
연 제 품 품 품 품 품 품	92,271	6,506	10,436	6,230	7,207	6,659
맛 어 튀 썬 구 기	40,762	3,026	7,086	2,208	3,088	2,624
맛 어 튀 썬 구 기	15,765	908	770	925	1,081	1,073
맛 어 튀 썬 구 기	20,872	1,565	1,457	1,856	1,861	1,836
맛 어 튀 썬 구 기	7,847	331	474	553	567	558
맛 어 튀 썬 구 기	1,989	283	275	280	261	213
맛 어 튀 썬 구 기	5,036	393	374	408	349	355

주 : 총계=연근해제품+원양제품
자료 : 수산정책국

월 별 품 종 별 가 공 량

Month and Commodity Groups in 2002

In Metric ton

6	7	8	9	10	11	12	
Jun.	Jul.	Aug.	Sep.	Oct.	Nov.	Dec.	
110,288	100,147	117,937	87,096	148,391	128,170	115,335	Total
62,248	54,163	73,071	51,382	103,237	95,719	74,786	Coastal and Off-Shore Waters
27,931	24,673	40,061	22,266	65,013	58,994	40,506	Frozen
23,537	21,165	36,720	19,226	61,166	54,951	36,701	Prototype Frozen
4,156	6,203	16,839	6,720	43,625	6,929	11,024	Squid
958	1,100	870	781	800	772	692	Alaska Pollack
55	191	117	153	85	90	79	Flounder
5,391	3,001	9,525	4,000	5,335	28,681	13,339	Mackerel
26	62	41	45	36	28	20	Cod
344	315	448	423	455	440	446	Corvenia
651	391	414	528	578	957	723	Saury
669	912	1,683	914	864	1,064	893	Hair Tail
1,992	1,200	273	393	179	115	289	Jack Mackerels
623	423	120	217	162	99	127	Shrimp
323	232	252	191	424	785	1,455	Spanish Mackerels
501	524	432	439	608	849	1,214	Sardine
59	24	37	34	19	24	38	Pomfret
152	47	56	51	42	41	113	Puffers
1	2	4	3	4	2	5	Yellow Croaker
26	68	47	51	60	80	57	Rouple Squid
663	222	781	209	983	658	274	Blue Shrimps
6,947	6,248	4,781	4,074	6,907	13,337	5,913	Others
4,394	3,508	3,341	3,040	3,847	4,043	3,805	Processed Frozen
125	221	182	178	190	159	167	Squid
27	21	42	27	73	52	21	Shrimp
285	217	208	152	246	253	272	Common Conger
101	233	126	152	142	141	96	Alaska Pollack
513	369	400	383	477	391	203	Fish-Paste
53	98	52	61	32	8	7	Cockle
433	211	37	48	42	109	321	Oyster
2	49	3	46	10	18	5	Baby Neck Clam
9	4	4	17	5	4	4	Sea Mussel
2,846	2,085	2,287	1,976	2,630	2,908	2,709	Others
4,301	9,147	8,197	9,226	6,303	5,930	6,222	Canned
207	154	87	233	92	77	81	Saury
0	19	283	19	160	9	8	Sardine
102	-282	0	388	154	330	249	Mackerel
488	2,682	0	230	0	0	0	Oyster
329	402	209	336	332	321	191	Bai top shell
34	187	0	200	0	0	0	Sea Mussel
16	0	0	0	0	0	0	Baby Neck Clam
3,063	5,299	7,462	7,039	5,170	4,759	5,565	Tuna
62	122	156	781	395	434	128	Others
4,923	7,671	9,446	7,749	9,510	8,378	7,556	Ground Fish Meat
2,252	3,178	4,461	3,149	3,680	3,224	2,786	Fish Cake
1,020	1,700	1,655	1,760	2,048	1,508	1,317	Imitation Crab meat
404	1,681	1,928	1,774	2,101	2,200	2,209	Sausage
692	677	887	603	1,026	801	678	Fried fish Cake
258	51	95	50	75	78	70	Boiled fish Cake
297	384	420	413	580	567	496	Others

Source : Fisheries Policy Bureau

2. 2002년 수 산 가 공 품 Production of Fishery Products by

단위: M/T

			계	1	2	3	4	5
			Total	Jan.	Feb.	Mar.	Apr.	May
소	건	품	18,379	6,280	1,874	2,626	1,992	1,617
오	징	어	3,009	362	111	166	162	128
명		태	12,927	5,346	1,616	1,869	1,630	1,181
새		우	27	4	4	3	2	0
실		치	48	0	0	0	3	32
문	어 (백	자)	135	0	0	0	0	0
기		타	2,233	568	143	588	195	276
염	건	품	332	47	31	40	24	21
조	기	류	252	42	24	7	7	8
기		타	80	5	7	33	17	13
자	건	품	23,280	2,925	2,089	2,745	1,416	1,938
	굴		1,368	0	0	0	401	865
멸		치	20,836	2,875	2,044	2,683	952	763
새		우	682	35	25	35	33	272
기		타	394	15	20	27	30	38
해	조	제	82,946	1,922	3,761	17,163	11,168	7,768
마	른	김	14,009	636	2,631	3,061	2,217	204
간	미	역	3,927	59	366	573	556	349
염	장	역	38,901	181	294	13,182	8,030	4,253
다	시	마	14,758	38	66	72	67	1,682
	툃		9,630	798	190	86	110	1,189
가	사	리	7	0	0	0	0	0
해	조	류	586	143	143	157	143	0
기		타	1,128	67	71	32	45	91
한		천	397	86	82	25	31	24
실	한	천	177	64	64	6	6	5
가	루	천	206	22	18	18	19	18
기		타	14	0	0	1	6	1
조	미	가	19,343	1,659	1,604	1,648	1,690	1,648
		공						
조	미	김	2,412	236	172	186	198	199
조	미	오	12,445	964	861	927	1,066	1,017
조	미	징	957	81	187	60	68	78
조	미	취	443	52	39	43	52	48
조	미	명	3,086	326	345	432	306	306
기		타						
어	유	분	19,843	2,311	2,060	2,923	2,404	2,004
오	징	어	8,391	525	597	1,287	1,045	911
기	타	어	1,310	225	160	297	112	171
어	분	어	10,142	1,561	1,303	1,339	1,247	922
염	장	품	3,665	113	38	48	45	96
고	등	어	1,262	47	33	2	41	32
칭	어	알	972	0	0	42	0	0
기		타	1,431	66	5	4	4	64
염	신	품	38,933	1,675	1,759	2,447	3,042	4,251
멸	치	젓	5,590	257	293	645	562	350
새	우	젓	6,844	625	299	316	476	596

월 별 · 품 종 별 가 공 량 (계 속)
Month and Commodity Groups in 2002(Cont'd)

In Metric ton

6	7	8	9	10	11	12	
Jun.	Jul.	Aug.	Sep.	Oct.	Nov.	Dec.	
264	431	698	388	725	790	694	Dried
97	226	371	172	397	471	346	Squid
159	104	204	107	215	213	283	Alaska Pollack
0	5	3	4	2	0	0	Shrimp
0	0	0	0	13	0	0	Grouneles
0	21	24	21	27	22	20	Octopus
8	75	96	84	71	84	45	Others
11	22	29	26	51	23	7	Salted & Dried
6	22	29	26	51	23	7	Corvenia
5	0	0	0	0	0	0	Others
494	1,676	2,422	1,673	2,569	1,896	1,437	Cooked
102	0	0	0	0	0	0	Oyster
310	1,596	2,350	1,560	2,474	1,820	1,409	Anchovy
40	48	41	63	53	18	19	Shrimp
42	32	31	50	42	58	9	Others
3,813	3,486	4,439	3,198	8,331	8,376	9,521	Sea Weeds
446	488	551	556	542	802	1,875	Laver
243	276	282	236	282	335	370	Dried Sea Mustards
162	154	98	114	4,115	4,133	4,185	Salted Sea Mustards
1,681	1,696	2,085	2,071	1,966	1,669	1,665	Kelp
1,216	811	1,322	160	1,316	1,261	1,171	PFusiforme
0	5	0	0	1	1	0	Temax Tenella and furcuta
0	0	0	0	0	0	0	Seaweed Meal
65	56	101	61	109	175	255	Others
26	24	33	17	17	16	16	Agar-agar
10	4	2	5	7	2	2	Agar-Agar Strips
15	18	30	10	10	14	14	Agar-Aga powder
1	2	1	2	0	0	0	Others
1,468	1,146	1,944	1,232	2,569	1,327	1,408	Flavour Seasoned
261	172	199	214	186	178	211	Laver
806	731	1,463	726	2,089	891	904	Squid
81	63	60	76	51	68	84	File Fish
47	20	23	18	32	34	35	Alaska Pollack
273	160	199	198	211	156	174	Others
1,985	1,259	657	1,089	657	1,490	1,004	Fish Meal & Oil
856	883	53	698	49	943	544	Squid Oil
107	105	38	0	30	62	3	Others Fish Oil
1,022	271	566	391	578	485	457	Fish Meal
41	404	470	491	764	720	435	Salted & Preserved
38	168	171	173	173	182	202	Mackerel
0	180	30	240	180	240	60	Herring
3	56	269	78	411	298	173	Others
3,188	2,559	2,971	2,640	4,915	5,429	4,057	Pickled
348	249	514	231	706	977	458	Anchovy
462	451	928	383	1,024	760	524	Shrimp

2. 2002년 수산 가공품 Production of Fishery Products by

단위: M/T

	계 Total	1 Jan.	2 Feb.	3 Mar.	4 Apr.	5 May
오징어젓	1,285	156	117	114	109	126
조개젓	333	19	20	18	37	29
굴(어리굴젓)	283	27	27	21	10	8
성게젓	71	12	16	3	8	14
명란젓	2,361	314	246	209	202	205
창란젓	848	94	92	74	77	87
황석어젓	177	2	2	2	39	24
기타	21,141	169	647	1,045	1,522	2,812
수산물피혁	141	26	3	26	34	26
기타가공품	64,855	16,581	4,869	2,130	14,530	2,126
원양제품	552,290	67,677	55,992	42,298	46,326	47,239
냉동제품	552,290	67,677	55,992	42,298	46,326	47,239
원형동결	552,290	67,677	55,992	42,298	46,326	47,239
명태	24,327	15,042	6,946	455	27	80
참치류	246,117	19,330	17,380	18,928	19,833	18,055
오징어	138,526	27,312	25,132	15,491	18,276	16,566
기타	143,320	5,993	6,534	7,424	8,190	12,538
처리동결	0	0	0	0	0	0
명어	0	0	0	0	0	0
어유	0	0	0	0	0	0

3. 2002년 시·도별 수산 Value of Fishery Commodities by Production

단위: 백만원

	계 Total	냉동품 Frozen	통조림품 Canned	연제품 Ground Fish Meat	소건품 Dried	염건품 Salted & Dried	자건품 Cooked
전국	2,856,958	1,151,178	175,028	455,440	72,736	3,222	121,845
서울	187,945	355	0	183,510	0	0	0
부산	515,026	327,736	0	39,338	1,680	412	2,730
대구	16,742	14,868	0	1,859	0	0	15
인천	60,560	52,769	0	0	0	0	0
광주	8,430	4,873	0	3,523	0	0	0
대전	11,328	5,691	0	0	0	0	0
울산	14,649	10,195	0	64	30	0	720
경상	196,808	29,278	0	132,919	0	0	1,232
강원	225,601	25,717	0	1,677	56,895	0	0
충청	22,703	177	0	0	1,342	0	0
충남	50,070	13,491	0	3,148	12	0	11,817
전북	31,293	12,224	0	0	2,448	851	2,765
전남	524,247	61,875	22,919	0	648	0	63,739
경북	305,703	206,491	11,920	24,488	7,170	0	0
경남	622,940	328,794	140,189	64,914	2,511	454	38,827
제주	62,913	56,644	0	0	0	1,505	0

자료: 수산정책국

월별, 품종별 가공량(계속)

Month and Commodity Groups in 2002(Cont'd)

In metric ton

6 Jan.	7 Jul.	8 Aug.	9 Sep.	10 Oct.	11 Nov.	12 Dec.	
116	78	100	79	93	114	83	Squid
32	27	36	35	26	25	29	Clam
10	31	26	31	27	32	33	Oyster
10	4	0	2	0	1	1	Sea Urchin
210	178	181	192	144	145	135	Alaska Pollack Roe
95	57	63	69	54	47	39	Alaska Pollack Guts
25	23	23	23	4	5	5	Pickled White Corvenia
1,880	1,461	1,100	1,595	2,837	3,323	2,750	Others
26	0	0	0	0	0	0	Fish Skin
13,777	1,665	1,704	1,387	1,813	2,350	1,923	Others
48,040	45,984	44,866	35,714	45,154	32,451	40,549	Distant Waters
48,040	45,984	44,866	35,714	45,154	32,451	40,549	Frozen
48,040	45,984	44,866	35,714	45,154	32,451	40,549	Prototype Frozen
34	0	27	51	0	275	1,390	Alaska Pollack
20,044	23,083	23,339	16,522	22,799	20,029	26,775	Tuna
16,698	6,002	3,498	3,459	2,272	883	2,937	Squid
11,264	16,899	18,002	15,682	20,083	11,264	9,447	Others
0	0	0	0	0	0	0	Processed Frozen
0	0	0	0	0	0	0	Alaska Pollack Roe
0	0	0	0	0	0	0	Fish Meal & Oil

가공품 생산고 (금액)

Groups and Province in 2002(Value)

In Million won

해조제품 Dired Sea weeds	한 천 Agar-Agar	조미가공품 Flavour Sea Soned	어 유 분 Fishmeal & Oil	염 장 품 Salted & Preserved	염 신 품 Pickled	수산피혁품 Fish Leather	기 타 Others	
301,982	10,235	263,831	14,995	11,739	140,583	1,117	133,027	Total
286	0	0	0	0	3,702	0	92	Seoul
4,567	0	15,386	2,335	2,116	27,757	1,117	89,852	Busan
0	0	0	0	0	0	0	0	Daegu
2,806	0	0	0	0	2,337	0	2,648	Incheon
0	0	0	0	0	34	0	0	Gwangju
0	0	5,637	0	0	0	0	0	Daejon
2,271	0	0	0	0	1,369	0	0	Ulsan
4,545	0	15,791	0	0	12,788	0	255	Gyeonggi
2,374	0	95,085	6,461	561	31,598	0	5,233	Gangwon
0	0	20,548	0	0	0	0	636	Chungnam
7,079	113	268	0	696	13,446	0	0	Chungbuk
7,291	0	0	0	70	5,644	0	0	Jeonbuk
266,425	1,319	96,642	0	0	10,680	0	0	Jeonnam
0	0	10,280	4,229	8,248	26,249	0	6,628	Gyeongbuk
1,334	8,803	4,194	1,970	48	3,609	0	27,293	Gyeongnam
3,004	0	0	0	0	1,370	0	390	Jeju

VI. 수산물 수출·입실적 Import and Exports of Fishery Products

1. 주요 어종별·연도별 수출실적 Exports of Fishery Products by Major Species

단위 : 톤, 천불

In M/T, US 1,000 \$

	1998		1999		2000		2001		2002	
	중 량	금 액	중 량	금 액	중 량	금 액	중 량	금 액	중 량	금 액
	Weight	Value	Weight	Value	Weight	Value	Weight	Value	Weight	Value
계 Total	590,390	1,369,014	475,644	1,520,534	533,824	1,504,470	435,691	1,273,619	429,884	1,160,435
참 치 류 Tunas	151,999	286,309	89,523	294,484	100,350	298,622	86,979	256,979	97,573	273,524
생 선 목 Imitative Crab Meat	43,371	106,689	36,900	79,675	28,566	59,321	24,411	50,452	22,475	44,366
굴 Oysters	15,927	86,153	18,563	111,141	22,296	129,577	22,544	125,656	17,217	76,122
등 장 어 Conger Eel	15,807	82,872	14,223	94,162	11,455	91,068	9,846	74,344	8,232	57,732
오 징 어 Squid	90,266	74,591	72,040	68,310	117,439	92,251	75,103	68,382	72,156	65,089
피 조 개 Ark Shells	9,297	59,577	6,211	49,472	7,059	52,866	5,128	42,231	3,717	29,226
게 류 Crabs	6,743	47,612	5,119	46,886	3,702	44,881	3,036	31,091	3,802	31,142
꽃 Fusifforme	5,961	39,140	6,024	38,487	5,521	30,353	5,760	30,668	4,682	33,588
납 치 Flat Fish	10,321	32,985	8,125	42,697	5,142	41,942	4,988	43,817	5,479	41,721
미 역 Undaria Pinnatifida	14,528	32,556	15,855	33,774	12,951	29,748	9,709	21,160	10,218	20,400
바 지 락 Baby Clams	15,289	28,717	10,340	23,553	11,546	27,212	12,656	29,370	9,510	24,188
김 Laver	2,799	25,683	4,414	25,426	5,178	31,015	6,348	40,069	6,275	37,709
성 계 Sea-Urchin	558	23,473	432	19,189	381	17,191	327	12,982	264	10,260
삼 치 Chub Mackerel	3,863	14,905	4,941	17,081	2,858	11,697	2,815	9,491	2,696	10,216
전 경 이 Hores Mackerel	6,870	13,801	2,955	7,045	8,105	13,448	6,650	11,618	8,136	16,795
소 라 Top Shells	3,479	13,192	2,875	14,062	2,745	15,010	2,667	12,399	2,622	12,082
고 등 어 Mackerel	8,224	11,827	36,618	25,933	38,010	26,173	18,588	18,282	14,941	15,569
개아지살 Adductors of Shell fish	862	9,534	745	10,640	414	6,784	255	4,075	218	3,663
가 자 미 Plaice	1,635	5,871	1,295	2,838	2,692	3,160	428	848	472	832
한 천 Agar-Agar	390	5,741	371	6,758	371	6,870	404	6,641	433	7,128
기 타 Others	182,201	367,786	138,075	508,921	147,043	475,281	137,049	383,064	138,766	349,083

주: 단위 kg을 ton으로 환산시 오차 발생(오차허용범위 ± 2)

Source: Korea Customs Service

자료: 관세청

2. 주요 국가별 수출실적 Exports of Fishery Products by Major Countries

단위 : 톤, 천불

In M/T, US 1,000 \$

	1998		1999		2000		2001		2002	
	중 량	금 액	중 량	금 액	중 량	금 액	중 량	금 액	중 량	금 액
	Weight	Value	Weight	Value	Weight	Value	Weight	Value	Weight	Value
계 Total	590,390	1,369,014	475,644	1,520,534	533,824	1,504,470	435,691	1,273,619	429,884	1,160,435
일 본 Japan	225,609	895,512	205,700	1,155,211	215,479	1,125,248	179,335	924,873	179,069	823,117
E U	75,906	146,047	41,859	84,579	35,749	64,596	49,429	75,159	39,912	63,760
중 국 China	138,242	97,041	53,100	58,854	93,134	84,090	53,673	55,709	44,290	48,345
미 국 U.S.A	20,099	62,573	23,469	76,386	29,215	78,712	27,281	82,210	25,462	77,625
태 국 Thailand	54,002	34,421	48,860	28,871	44,805	22,691	47,256	32,943	46,295	34,492
러 시 아 Russia	13,637	29,993	7,381	9,998	3,691	4,618	1,504	1,738	1,986	2,340
홍 콩 Hong Kong	8,349	24,000	1,673	11,780	2,096	13,160	1,897	9,946	1,876	9,946
대 만 Taiwan	4,610	14,041	4,194	11,259	10,967	18,137	5,958	16,790	5,827	16,857
뉴질랜드 Newzealand	7,910	9,426	7,755	10,368	16,976	21,842	13,952	14,084	18,395	21,167
카 나 다 Canada	1,546	6,363	3,971	10,933	5,886	13,002	2,790	10,821	7,559	10,058
싱가포르 Singapore	2,427	6,084	2,248	5,459	2,148	4,860	1,922	4,426	2,374	5,470
호 주 Australia	1,243	5,162	2,317	5,733	2,709	6,345	2,247	6,083	2,775	6,609
노르웨이 Norway	2,110	4,148	3,352	4,001	4,799	3,254	5,225	3,705	6,401	4,065
브 라 질 Brazil	1,240	3,484	969	2,124	1,203	2,751	1,062	2,346	1,455	1,890
푸에르토리코 Puerto Rico	3,577	3,065	266	594	90	212	0	0	17	39
남 아 공 South Africa	2,112	2,716	540	1,194	567	1,178	881	2,325	766	1,210
인도네시아 Indonesia	5,193	2,595	15,392	8,762	13,387	6,981	9,280	4,628	9,389	4,999
필 리 핀 Philippines	4,683	2,296	34,792	17,866	25,906	13,059	10,382	5,681	6,224	3,659
파 나 마 Panama	1,720	1,509	1,275	1,031	2,494	2,036	1,557	975	997	933
말레이시아 Malaysia	729	1,087	1,326	1,990	919	1,752	1,158	2,199	1,810	2,922
기 타 Others	15,445	17,453	15,205	13,541	21,602	15,946	18,901	16,980	27,005	20,932

자료: 관세청

Source: Korea Customs Service

3. 주요 어종별 수입실적 Imports of Fishery Products by Major Species

단위 : 톤, 천불

In M/T, US 1,000 \$

	1998		1999		2000		2001		2002	
	중 량	금 액	중 량	금 액	중 량	금 액	중 량	금 액	중 량	금 액
	Weight	Value	Weight	Value	Weight	Value	Weight	Value	Weight	Value
계 Total	375,224	587,481	746,327	1,178,968	749,191	1,410,598	1,056,252	1,648,372	1,186,400	1,884,417
명란(냉동) Alaska Pollack Roe (Frozen)	13,873	60,902	14,273	142,714	8,064	113,725	7,869	94,652	9,064	80,183
조기(냉동) Horse Mackerel (frozen)	19,282	52,408	54,281	131,296	58,773	141,179	70,263	146,833	52,792	137,877
명태연육(냉동) Alaska Pollacks (Frozen)	20,771	35,991	23,495	40,502	26,423	42,886	39,961	55,670	29,817	48,772
갈치(냉동) Hair Poulp Squid (Frozen)	14,181	29,448	16,556	33,912	20,967	44,778	44,654	66,589	46,384	81,070
낙지(냉동) Poulp Squid (Frozen)	14,662	18,657	21,432	32,223	20,170	30,757	23,852	36,782	25,184	40,337
새우(냉동) Shrimp (Frozen)	2,740	16,960	4,654	25,819	6,666	41,276	12,965	50,217	14,333	51,482
오징어(냉동) Squid (Frozen)	15,952	12,271	23,272	20,299	2,714	2,887	4,118	4,440	6,539	5,642
명태(냉동) Alaska Pollack (Frozen)	21,130	10,490	67,654	36,838	53,265	27,678	41,663	27,684	139,991	89,532
홍어(냉동) Skate (Frozen)	5,080	7,084	6,847	8,672	9,175	14,586	8,352	12,295	7,535	11,958
갈치(신냉) Hair Tail (Live & Frozen)	2,066	6,955	7,029	22,623	6,649	26,401	3,521	12,461	5,797	19,601
새우젓 Salted Fermented Shrimps	11,949	5,604	15,711	7,114	15,973	8,204	14,914	8,675	20,201	10,794
농어(활) Sea Bass (Live)	967	5,374	2,462	12,579	3,401	19,429	3,679	20,634	4,639	19,177
피조개(냉동) Ark Shells (Frozen)	469	4,817	555	4,633	563	4,915	575	3,661	590	3,111
고등어(냉동) Mackerel (Frozen)	4,831	4,228	22,381	15,836	24,230	20,417	50,831	45,089	37,566	38,006
조미오징어 Seasoned Squid	2,649	4,202	8,342	15,937	13,834	20,410	8,075	11,974	8,122	10,912
복어(냉동) Puffers (Frozen)	1,570	3,436	4,973	6,889	4,945	12,667	8,266	18,626	7,729	13,829
미꾸라지(활) Loach (live)	3,707	2,448	5,989	3,862	6,787	4,810	7,858	5,501	8,920	11,756
등(활) Sea Breams (Live)	390	2,238	1,735	10,132	2,927	18,899	2,594	14,855	1,185	17,975
민어(냉동) Croaker (Frozen)	1,269	1,795	2,249	3,166	3,281	4,879	2,728	4,054	4,910	6,006
뱀장어(활) Eels (Live)	226	972	2,889	14,883	2,769	15,440	5,493	27,844	5,107	28,042
멸치(건조) Anchovies (Dried)	193	443	167	214	2,363	10,932	1,900	5,363	2,843	6,166
김(건조) Lever (Dried)	19	313	17	189	39	359	10	112	61	541
공치(냉동) Saury (Frozen)	346	260	331	244	557	545	15,007	11,715	26,452	18,911
기 타 Others	216,903	300,185	439,031	588,393	454,655	782,539	677,103	962,647	718,639	1,132,737

4. 주요 국가별 수입실적 Imports of Fishery Products to Major Countries

단위 : 톤, 천불

In M/T, US 1,000 \$

	1998		1999		2000		2001		2002	
	중 량	금 액	중 량	금 액	중 량	금 액	중 량	금 액	중 량	금 액
	Weight	Value	Weight	Value	Weight	Value	Weight	Value	Weight	Value
계 Total	375,224	587,481	746,327	1,178,968	749,191	1,410,598	1,056,252	1,648,372	1,186,400	1,884,417
중 국 China	110,677	197,120	295,713	413,270	283,420	486,841	474,045	634,449	491,315	719,314
러 시 아 Russia	92,147	106,178	129,402	205,033	81,265	125,031	92,856	153,756	189,464	215,638
미 국 U.S.A	59,257	84,025	77,361	129,816	75,588	145,366	93,969	158,520	89,603	173,774
일 본 Japan	18,482	37,637	52,085	107,206	67,741	185,109	69,679	139,129	74,536	146,497
태 국 Thailand	7,471	24,925	11,786	43,523	18,284	67,750	28,184	83,288	29,106	84,737
인도네시아 Indonesia	11,109	15,789	14,820	22,962	15,268	28,378	15,206	25,175	13,837	22,718
아르헨티나 Argentina	12,195	11,611	10,922	10,621	6,501	9,140	5,109	7,517	7,900	10,521
베 트 남 Vietnam	7,671	11,446	20,819	39,549	33,374	72,240	49,107	101,486	61,504	121,733
필 리 핀 Philippines	7,736	9,537	4,830	11,054	6,704	17,245	8,745	18,021	9,447	19,421
뉴질랜드 Newzealand	5,734	7,648	8,999	14,624	6,088	15,703	6,206	15,842	3,986	10,638
노르웨이 Norway	1,945	6,802	4,154	12,162	6,246	18,048	14,911	26,485	13,754	26,152
카 나 다 Canada	3,480	6,715	8,938	18,871	5,791	18,637	8,452	24,924	14,824	43,178
영 국 U. K	1,480	6,678	2,040	7,594	2,915	13,859	6,603	16,319	11,881	21,902
칠 레 Chile	4,825	6,527	12,777	12,336	26,195	23,710	32,375	25,919	22,752	22,375
대 만 Taiwan	2,408	5,375	18,479	21,073	18,970	31,343	26,821	45,777	32,167	54,993
덴마크 Denmark	5,487	5,337	4,071	3,489	8,365	6,159	10,428	5,982	10,090	6,452
홍 콩 Hong Kong	334	4,661	7,242	12,710	266	9,952	147	3,776	201	3,415
멕 시 코 Mexico	3,680	4,060	8,798	15,250	17,994	23,686	18,272	16,514	17,532	18,806
기 타 Others	19,106	35,410	53,091	77,825	68,216	112,399	95,137	145,493	92,681	162,153

자료 : 관세청

Source: Korea Customs Service

5. 연도별· 품종별 수출실적

Exports of Fishery Products by Year and Commodity Groups

단위 : 톤, 천불

In M/T, US 1,000 \$

	1999		2000		2001		2002	
	중 량 Weight	금 액 Value	중 량 Weight	금 액 Value	중 량 Weight	금 액 Value	중 량 Weight	금 액 Value
계 Total	475,644	1,520,534	533,824	1,504,470	435,691	1,273,619	429,884	1,160,435
활 어 Live	8,809	91,228	7,179	85,282	7,045	73,490	7,201	68,396
신선, 냉장 Fresh or Chilled	51,942	265,913	54,596	270,065	46,853	229,932	32,158	153,268
냉 동 Frozen	276,576	678,919	343,718	669,834	260,840	544,490	281,040	548,541
훈 제 Smoked	235	1,335	140	629	247	998	233	1,189
건 조 Dried	12,863	85,515	13,074	80,119	13,698	81,140	11,456	78,685
염장, 염수장 Salted or in Brine	14,549	31,804	11,608	27,892	7,763	20,570	8,636	20,497
이외 기타 Others	42,900	105,623	45,079	131,965	42,764	91,748	38,025	91,204
밀폐용기에 넣은 것 In airtight containers	11,322	57,123	10,200	46,014	11,506	47,940	11,240	42,940
기타조제 Others(Prepared)	56,450	203,075	48,232	192,671	44,976	183,311	39,895	155,714

주:단위 kg을 ton으로 환산시 오차 발생(오차허용범위 ± 2)
자료:관세청

Source:Korea Customs Service

6. 연도별· 품종별 수입실적

Imports of Fishery Products by Year and Commodity Groups

단위 : 톤, 천불

In M/T, US 1,000 \$

	1999		2000		2001		2002	
	중 량 Weight	금 액 Value	중 량 Weight	금 액 Value	중 량 Weight	금 액 Value	중 량 Weight	금 액 Value
계 Total	746,327	1,178,968	749,191	1,410,598	1,056,252	1,648,372	1,186,400	1,884,417
활 어 Live	24,595	73,327	34,926	118,592	43,854	132,325	50,606	152,662
신선, 냉장 Fresh or Chilled	27,160	70,795	43,185	117,739	61,573	149,743	100,111	241,611
냉 동 Frozen	591,363	859,932	534,836	928,040	805,721	1,110,844	876,776	1,207,193
훈 제 Smoked	255	1,495	393	2,333	402	1,961	646	2,596
건 조 Dried	3,337	20,681	7,443	46,252	7,928	50,694	9,713	55,345
염장, 염수장 Salted or in Brine	26,172	22,308	25,376	21,670	27,333	22,607	36,441	25,861
이외 기타 Others	52,706	61,855	70,837	71,883	78,001	64,111	68,086	60,007
밀폐용기에 넣은 것 In airtight containers	269	1,276	617	3,073	1,154	6,128	1,102	5,330
기타조제 Others(Prepared)	20,470	67,297	31,577	101,015	30,286	109,958	42,920	133,813

주:단위 kg을 ton으로 환산시 오차 발생(오차허용범위 ± 2)
자료:관세청

Source:Korea Customs Service

1. 국적선보유현황

Status of Korean Flag Ship

연도 Year		1998		1999		2000		2001		2002	
		척 Number	톤 Gross Ton	척 Number	톤 Gross Ton	척 Number	톤 Gross Ton	척 Number	톤 Gross Ton	척 Number	톤 Gross Ton
합계 Total	계 Sub-Total	5,087	11,918,494	6,622	13,134,091	6,738	14,376,737	6,827	14,707,122	6,973	15,295,015
	등록선 Korean Flag	4,906	5,242,968	6,455	6,076,059	6,494	6,152,793	6,586	6,592,758	6,792	7,637,549
여객선 Passenger Vessels	국취부나용선 BBC/HP	181	6,675,526	167	7,058,032	244	8,223,944	241	8,114,364	181	7,657,466
	계 Sub-Total	176	74,488	172	98,387	169	92,250	176	113,340	191	142,474
	등록선 Korean Flag	175	65,230	171	86,355	168	83,327	175	95,379	190	124,513
화물선 Cargo Vessels	국취부나용선 BBC/HP	1	9,258	1	12,032	1	8,923	1	17,961	1	17,961
	계 Sub-Total	839	9,372,087	841	9,337,100	900	9,552,930	890	9,630,950	887	11,824,448
	등록선 Korean Flag	702	4,416,927	696	4,240,100	711	4,277,901	706	4,384,060	725	5,214,636
유조선 Tanker	국취부나용선 BBC/HP	137	4,955,160	145	5,097,000	189	5,275,029	184	5,246,890	162	6,609,812
	계 Sub-Total	671	2,256,539	668	2,773,603	728	3,779,943	753	3,947,431	747	2,167,297
	등록선 Korean Flag	628	545,431	647	824,603	674	839,951	697	1,097,918	729	1,137,604
기타 (예선등) Others	국취부나용선 BBC/HP	43	1,711,108	21	1,949,000	54	2,939,992	56	2,849,513	18	1,029,693
	계 Sub-Total	3,401	215,380	4,941	925,001	4,941	951,614	5,008	1,015,401	5,148	1,160,796
	등록선 Korean Flag	3,401	215,380	4,941	925,001	4,941	951,614	5,008	1,015,401	5,148	1,160,796
	국취부나용선 BBC/HP	0	0	0	0	0	0	0	0	0	0

주: BBC/HP는 국적취득을 조건부포함 용선
자료: 해운물류국

Note: BBC/HP means Bare Boat Charter with Hire Purchase
Source: Shipping & Logistics Bureau

2. 면허·등록선박현황 Status of Ships Licensed, Registered

구분 Classification	합계 Total		여객선 Passenger Vessels		화물선 Conventional Cargo Vessels		컨테이너선 Container Vessels		유조선 Tankers		기타선 Others	
	척 Number	톤 Gross Ton	척 Number	톤 Gross Ton	척 Number	톤 Gross Ton	척 Number	톤 Gross Ton	척 Number	톤 Gross Ton	척 Number	톤 Gross Ton
합계 Total	2,727	13,415,274	169	140,507	533	786,273	124	2,411,720	401	1,996,215	1,500	8,080,559
연안선 Coastal	2,297	1,566,734	161	80,197	426	308,970	9	22,767	353	500,816	1,348	653,984
외항선계 Ocean-going Total	430	11,848,540	8	60,310	107	477,303	115	2,388,953	48	1,495,399	152	7,426,575
정기선 Liner	116	2,419,726	8	60,310	0	0	108	2,359,416	0	0	0	0
부정기선 Tramper	314	9,428,814	0	0	107	477,303	7	29,537	48	1,495,399	152	7,426,575

주: ① 면허, 등록기준으로 작성
 ② 여객선은 낙도보조항로 예비선 포함, 기타선은 부선포함
 ③ 국적취득조건부나용선박을 포함
 ④ 1999년 10월 연안화물선 면허제가 등록제로 전환됨에 따라 등록선박 증가
 자료: 해운물류국

Note : ① Based on licensed, registered
 ② Passenger ships include reserve ships on subsidized remote island route and others include barges
 ③ Includes BBC/HP ships
 ④ Introducing filing system in coastal shipping business in 1999, the number of registered ship was increased a lot.
 Source: Shipping & Logistics Bureau

3. 정기 외항선 취항 현황 (항로) Status of Ocean-going Liner Ships(Route)

구분 Classification	합계 Total		컨테이너선 Container Ships		세미컨테이너선 Semi-Container Ships	
	척 Number	톤 Gross Ton	척 Number	톤 Gross Ton	척 Number	톤 Gross Ton
합계 Total	108	2,359,416	98	2,339,378	10	20,038
일본 Japan	38	164,541	29	146,499	9	18,042
중국 China	21	158,271	21	158,271	0	0
러시아 Russia	0	0	0	0	0	0
동남아 South-east Asia	13	176,738	12	174,742	1	1,996
중동 Middle-east Asia	6	129,666	6	129,666	0	0
미주 America	22	1,229,981	22	1,229,981	0	0
구주 Europe	8	500,219	8	500,219	0	0
기타 Others	0	0	0	0	0	0

자료: 해운물류국

Source : Marine Policy Bureau

2. 면허·등록선박현황 Status of Ships Licensed, Registered

구분 Classification	합계 Total		여객선 Passenger Vessels		화물선 Conventional Cargo Vessels		컨테이너선 Container Vessels		유조선 Tankers		기타선 Others	
	척 Number	톤 Gross Ton	척 Number	톤 Gross Ton	척 Number	톤 Gross Ton	척 Number	톤 Gross Ton	척 Number	톤 Gross Ton	척 Number	톤 Gross Ton
합계 Total	2,727	13,415,274	169	140,507	533	786,273	124	2,411,720	401	1,996,215	1,500	8,080,559
연안선 Coastal	2,297	1,566,734	161	80,197	426	308,970	9	22,767	353	500,816	1,348	653,984
외항선계 Ocean-going Total	430	11,848,540	8	60,310	107	477,303	115	2,388,953	48	1,495,399	152	7,426,575
정기선 Liner	116	2,419,726	8	60,310	0	0	108	2,359,416	0	0	0	0
부정기선 Tramper	314	9,428,814	0	0	107	477,303	7	29,537	48	1,495,399	152	7,426,575

주: ① 면허, 등록기준으로 작성

② 여객선은 낙도보조항로 예비선 포함, 기타선은 부선포함

③ 국적취득조건부나용선박을 포함

④ 1999년 10월 연안화물선 면허제가 등록제로 전환됨에 따라 등록선박 증가

자료: 해운물류국

Note : ① Based on licensed, registered

② Passenger ships include reserve ships on subsidized remote island route and others include barges

③ Includes BBC/HP ships

④ Introducing filing system in coastal shipping business in 1999, the number of registered ship was increased a lot.

Source: Shipping & Logistics Bureau

3. 정기 외항선 취항 현황 (항로) Status of Ocean-going Liner Ships(Route)

구분 Classification	합계 Total		컨테이너선 Container Ships		세미컨테이너선 Semi-Container Ships	
	척 Number	톤 Gross Ton	척 Number	톤 Gross Ton	척 Number	톤 Gross Ton
합계 Total	108	2,359,416	98	2,339,378	10	20,038
일본 Japan	38	164,541	29	146,499	9	18,042
중국 China	21	158,271	21	158,271	0	0
러시아 Russia	0	0	0	0	0	0
동남아 South-east Asia	13	176,738	12	174,742	1	1,996
중동 Middle-east Asia	6	129,666	6	129,666	0	0
미주 America	22	1,229,981	22	1,229,981	0	0
구주 Europe	8	500,219	8	500,219	0	0
기타 Others	0	0	0	0	0	0

자료: 해운물류국

Source: Marine Policy Bureau

4. 등 록 선 박 (4-1)

Ship Registered

구분 Classification	총괄 Grand Total													
	합계 Total		여객선 Passenger Vessels		화물선 Cargo Vessels		유조선 Tankers		예선 Tug Boat		부선 Barge		기타선 Others	
	척 Number	톤 Gross Ton	척 Number	톤 Gross Ton	척 Number	톤 Gross Ton	척 Number	톤 Gross Ton	척 Number	톤 Gross Ton	척 Number	톤 Gross Ton	척 Number	톤 Gross Ton
1993	4,991	6,378,725	160	56,039	851	5,441,186	578	698,712	958	58,929	0	0	2,444	123,859
1994	4,965	6,497,337	167	61,607	809	5,508,625	602	733,403	970	61,573	0	0	2,417	132,129
1995	4,968	6,332,214	177	77,813	767	5,465,648	607	582,116	1,000	65,444	0	0	2,417	141,193
1996	5,110	6,992,646	184	80,494	783	5,050,594	625	628,426	1,057	73,022	0	0	2,461	160,110
1997	5,134	6,756,082	187	78,696	766	5,830,843	637	614,601	1,092	78,432	0	0	2,452	153,510
1998	4,906	5,242,968	175	65,230	702	4,416,927	628	545,431	1,073	78,979	0	0	2,328	136,401
1999	6,455	6,076,059	171	86,355	696	4,240,100	647	824,603	1,071	79,788	1,600	707,305	2,270	137,908
2000	6,494	6,152,793	168	83,327	711	4,277,901	674	839,951	1,091	82,733	1,589	728,653	2,261	140,228
2001	6,586	6,592,758	175	95,379	706	4,384,060	697	1,097,918	1,111	84,531	1,633	781,393	2,264	149,477
2002	6,792	7,637,549	190	124,513	725	5,214,636	729	1,137,604	1,146	88,362	1,731	903,648	2,271	168,786
부산	2,461	1,045,811	17	13,653	173	361,235	422	236,543	477	28,995	816	352,073	556	53,312
인천	1,362	513,880	25	16,848	39	116,576	51	50,563	312	25,029	531	253,473	404	51,391
동해	102	4,559	0	0	2	135	1	197	10	679	11	1,988	78	1,560
대산	235	14,638	10	966	14	478	3	99	24	1,871	27	6,963	157	4,261
군산	228	35,121	8	1,043	12	5,474	11	4,480	42	3,203	53	17,230	102	3,691
목포	509	88,809	77	27,291	112	22,483	29	1,685	57	2,907	86	22,736	148	11,707
여수	532	129,162	17	2,297	63	14,491	106	74,964	69	7,778	59	21,711	218	7,921
포항	176	92,864	6	11,777	24	27,290	6	568	36	4,760	29	46,884	75	1,585
마산	586	111,021	21	22,558	48	9,631	23	616	52	5,314	67	60,897	375	12,005
울산	270	575,695	0	0	16	264,571	40	179,267	62	7,586	41	111,959	111	12,312
제주	331	5,025,989	9	28,080	222	4,392,272	37	588,622	5	240	11	7,734	47	9,041

주: ① 관용선은 기타선에 포함.
 ② 99년도부터 부선이 포함되어 전년도 수치와 차이가 남
 자료: 안전관리관실

Note: ① Official vessels is included in other vessels
 ② Due to the inclusion of barges, there is a change in the total figure compared with that of 1999.

Source: Director General for Maritime Safety Management

Ship Registered

구 분 Classifi cation	강 선 Steel Ship													
	합 계 Total		여 객 선 Passenger Vessels		화 물 선 Cargo Vessels		유 조 선 Tankers		예 선 Tug Boat		부 선 Barge		기 타 선 Others	
	척 Number	톤 Gross Ton	척 Number	톤 Gross Ton	척 Number	톤 Gross Ton	척 Number	톤 Gross Ton	척 Number	톤 Gross Ton	척 Number	톤 Gross Ton	척 Number	톤 Gross Ton
연 도 Year														
1993	3,216	6,352,745	136	51,191	598	5,436,722	578	698,712	887	57,667	0	0	1,017	108,453
1994	3,312	6,444,565	136	54,362	597	5,478,962	602	733,403	920	60,778	0	0	1,057	117,060
1995	3,396	6,277,837	144	67,632	598	5,436,742	607	582,116	953	64,634	0	0	1,094	126,713
1996	3,555	6,937,958	150	70,398	625	5,021,945	625	628,426	1,015	72,283	0	0	1,140	144,906
1997	3,661	6,726,822	150	67,785	631	5,828,126	637	614,601	1,072	78,024	0	0	1,171	138,286
1998	3,568	5,214,469	137	54,661	584	4,414,392	628	545,431	1,061	78,801	0	0	1,158	121,184
1999	5,183	6,047,674	136	76,123	584	4,237,727	647	824,603	1,059	79,610	1,597	706,733	1,160	122,878
2000	5,264	6,125,235	135	73,396	604	4,275,599	674	839,951	1,079	82,554	1,586	728,081	1,186	125,654
2001	5,373	6,564,905	140	85,516	610	4,382,019	697	1,097,918	1,100	84,368	1,630	780,821	1,196	134,263
2002	5,585	7,579,565	147	109,894	631	5,187,613	729	1,137,604	1,135	88,206	1,728	903,076	1,215	153,172
부산	2,237	1,041,102	7	11,204	167	361,124	422	236,543	475	28,981	814	351,672	352	51,578
인천	1,207	510,971	23	16,143	34	116,457	51	50,563	305	24,910	531	253,473	263	49,425
동해	83	4,321	0	0	2	135	1	197	10	679	11	1,988	59	1,322
대산	135	12,672	7	650	7	358	3	99	24	1,871	27	6,963	67	2,731
군산	185	34,212	8	1,043	7	5,417	11	4,480	42	3,203	52	17,059	65	3,010
목포	367	83,645	66	24,769	68	21,421	29	1,685	57	2,907	86	22,736	61	10,127
여수	398	126,217	12	1,331	50	14,263	106	74,964	69	7,778	59	21,711	102	6,170
포항	129	85,986	1	5,410	24	27,290	6	568	34	4,737	29	46,884	35	1,097
마산	313	105,530	16	22,190	35	9,327	23	616	52	5,314	67	60,897	120	7,186
울산	224	575,102	0	0	16	264,571	40	179,267	62	7,586	41	111,959	65	11,719
제주	307	4,999,807	7	27,154	221	4,367,250	37	588,622	5	240	11	7,734	26	8,807

4 . 등 록 선 박 (4-4)

Ship Registered

구분 Classification	기 타 Others													
	합 계 Total		여 객 선 Passenger Vessels		화 물 선 Cargo Vessels		유 조 선 Tankers		예 투 보 선 Tug Boat		부 선 Barge		기 타 선 Others	
	척 Number	톤 Gross Ton	척 Number	톤 Gross Ton	척 Number	톤 Gross Ton	척 Number	톤 Gross Ton	척 Number	톤 Gross Ton	척 Number	톤 Gross Ton	척 Number	톤 Gross Ton
연도 Year														
1993	621	11,710	22	4,776	3	37	0	0	2	21	0	0	594	6,876
1994	649	14,694	29	7,173	4	71	0	0	2	21	0	0	614	7,429
1995	679	18,066	31	10,108	5	156	0	0	4	119	0	0	639	7,683
1996	719	19,165	33	10,059	6	181	0	0	4	119	0	0	676	8,806
1997	731	20,224	36	10,874	4	140	0	0	4	119	0	0	687	9,091
1998	728	20,623	36	10,507	4	140	0	0	2	21	0	0	686	9,955
1999	129	4,145	9	2,194	1	8	0	0	1	3	3	572	115	1,368
2000	739	21,184	32	9,894	4	141	0	0	2	21	3	572	698	10,556
2001	774	22,085	34	9,826	3	50	0	0	2	21	3	572	732	11,616
2002	810	27,637	42	14,582	4	79	0	0	3	25	3	572	758	12,379
부산	108	4,031	10	2,449	0	0	0	0	1	3	2	401	95	1,178
인천	97	2,306	2	705	0	0	0	0	1	18	0	0	94	1,583
동해	16	203	0	0	0	0	0	0	0	0	0	0	16	203
대산	78	1,567	3	316	0	0	0	0	0	0	0	0	75	1,251
군산	32	798	0	0	1	9	0	0	0	0	1	171	30	618
목포	80	3,652	11	2,522	0	0	0	0	0	0	0	0	69	1,130
여수	95	2,414	5	966	1	5	0	0	0	0	0	0	89	1,443
포항	39	6,756	5	6,367	0	0	0	0	1	4	0	0	33	385
마산	196	4,157	4	331	2	65	0	0	0	0	0	0	190	3,761
울산	46	593	0	0	0	0	0	0	0	0	0	0	46	593
제주	23	1,160	2	926	0	0	0	0	0	0	0	0	21	234

5. 등 록 선 박(톤급4-1)

Ship Registered(Tonnage 4-1)

구 분 Classification	총 괄 Grand Total													
	합 계 Total		여 객 선 Passenger Vessels		화 물 선 Cargo Vessels		유 조 선 Tankers		예 선 Tug Boat		부 선 Barge		기 타 선 Others	
	척 Number	톤 Gross Ton	척 Number	톤 Gross Ton	척 Number	톤 Gross Ton	척 Number	톤 Gross Ton	척 Number	톤 Gross Ton	척 Number	톤 Gross Ton	척 Number	톤 Gross Ton
합 Total	6,792	7,637,550	190	124,513	725	5,214,636	729	1,137,605	1,146	88,361	1,731	903,648	2,271	168,787
5톤 미만 Less than 5 tons	369	1,218	1	3	5	20	4	16	2	7	0	0	357	1,172
5~20톤 미만	1,281	15,680	0	0	50	779	107	1,487	120	1,775	0	0	1,004	11,639
20~30톤 미만	768	19,468	0	0	62	1,544	56	1,397	207	5,139	35	862	408	10,526
30~50톤 미만	615	23,355	7	271	52	2,002	63	2,491	268	10,111	48	1,891	177	6,589
50~100톤 미만	749	55,075	55	4,269	68	5,230	98	6,846	242	17,553	125	9,386	161	11,791
100~200톤 미만	887	129,219	56	8,004	21	3,016	126	17,759	238	35,245	362	53,779	84	11,416
200~300톤 미만	504	124,882	29	7,502	11	2,802	19	4,514	57	13,455	372	92,757	16	3,852
300~500톤 미만	509	200,193	17	5,897	50	21,259	52	23,789	8	2,894	359	137,137	23	9,217
500~1,000톤 미만	465	337,619	8	5,027	79	65,010	70	56,016	4	2,182	289	197,729	15	11,655
1,000~2,000톤 미만	235	348,078	1	1,190	72	106,912	68	107,218	0	0	86	121,760	8	10,998
2,000~5,000톤 미만	237	804,129	10	35,507	123	438,986	51	171,704	0	0	40	114,988	13	42,944
5,000~10,000톤 미만	48	331,069	5	36,854	25	167,255	7	47,483	0	0	7	52,543	4	26,934
10,000~20,000톤 미만	49	724,612	1	19,989	39	577,203	1	16,813	0	0	7	100,553	1	10,054
20,000~50,000톤 미만	40	1,189,644	0	0	37	1,099,345	2	70,036	0	0	1	20,263	0	0
50,000~100,000톤 미만	23	1,749,631	0	0	21	1,604,941	2	144,690	0	0	0	0	0	0
100,000톤 이상 More than 100,000 tons	13	1,583,678	0	0	10	1,118,332	3	465,346	0	0	0	0	0	0

주: 99년도부터 부선이 포함되어 전년도 수치와 차이가
남

자료: 안전관리관실

Note: Due to the inclusion of barges, there is a change in the total
figure compared with that of 1999.

Source: Director general for Maritime Safety Management

5. 등 록 선 박(톤급4-2)

Ship Registered(Tonnage 4-2)

구 분 Classification	강 선 Steel Ship													
	합 계 Total		여 객 선 Passenger Vessels		화 물 선 Cargo Vessels		유 조 선 Tankers		예 선 Tug Boat		부 선 Barge		기 타 선 Others	
	척 Number	톤 Gross Ton	척 Number	톤 Gross Ton	척 Number	톤 Gross Ton	척 Number	톤 Gross Ton	척 Number	톤 Gross Ton	척 Number	톤 Gross Ton	척 Number	톤 Gross Ton
합 Total	5,585	7,579,564	147	109,894	631	5,187,613	729	1,137,605	1,135	88,205	1,728	903,076	1,215	153,171
5톤 미만 Less than 5 tons	69	237	0	0	0	0	4	16	0	0	0	0	65	221
5~20톤 미만	738	9,446	0	0	12	182	107	1,487	113	1,672	0	0	506	6,105
20~30톤 미만	526	13,169	0	0	25	648	56	1,397	205	5,093	35	862	205	5,169
30~50톤 미만	558	21,288	4	155	40	1,570	63	2,491	268	10,111	48	1,891	135	5,070
50~100톤 미만	728	53,611	50	3,853	67	5,174	98	6,846	242	17,553	125	9,386	146	10,799
100~200톤 미만	871	126,926	46	6,598	21	3,016	126	17,759	238	35,245	360	53,423	80	10,885
200~300톤 미만	492	121,739	19	4,802	11	2,802	19	4,514	57	13,455	371	92,541	15	3,625
300~500톤 미만	499	196,705	7	2,409	50	21,259	52	23,789	8	2,894	359	137,137	23	9,217
500~1,000톤 미만	462	336,000	6	3,913	79	65,010	70	56,016	4	2,182	289	197,729	14	11,150
1,000~2,000톤 미만	235	348,078	1	1,190	72	106,912	68	107,218	0	0	86	121,760	8	10,998
2,000~5,000톤 미만	235	798,753	8	30,131	123	438,986	51	171,704	0	0	40	114,988	13	42,944
5,000~10,000톤 미만	48	331,069	5	36,854	25	167,255	7	47,483	0	0	7	52,543	4	26,934
10,000~20,000톤 미만	49	724,612	1	19,989	39	577,203	1	16,813	0	0	7	100,553	1	10,054
20,000~50,000톤 미만	39	1,164,622	0	0	36	1,074,323	2	70,036	0	0	1	20,263	0	0
50,000~100,000톤 미만	23	1,749,631	0	0	21	1,604,941	2	144,690	0	0	0	0	0	0
100,000톤 이상 More than 100,000 tons	13	1,583,678	0	0	10	1,118,332	3	465,346	0	0	0	0	0	0

6. 등 록 선 박 (선 령) Ship Registered(Age)

구 분 톤 급 별 Classification Tonnage	합 계 Total	5년 미만	5~10년	10~15년	15~20년	20~25년	25~30년	5~35년	35년 이상
		Less than 5 Years	미만	미만	미만	미만	미만	미만	More than 36 Years
합 계 Total	6,792 7,637,551	475 183,046	1,347 1,772,191	1,362 1,859,447	1,002 2,357,497	1,031 873,015	644 373,675	522 144,161	409 74,519
5톤 미만 Less than 5 tons	369 1,220	53 194	83 260	111 379	47 142	39 125	12 41	6 26	18 53
5~20톤 미만	1,281 15,680	57 685	198 2,341	300 3,269	218 2,483	221 2,967	146 1,949	97 1,383	44 603
20~30톤 미만	768 19,469	84 2,263	134 3,465	117 3,008	87 2,150	122 3,051	79 1,996	85 2,082	60 1,454
30~50톤 미만	615 23,356	30 1,198	94 3,655	81 3,125	55 2,011	118 4,515	68 2,616	87 3,320	82 2,916
50~100톤 미만	749 55,072	69 5,147	134 9,825	130 10,038	70 5,361	105 7,336	74 5,287	66 4,579	101 7,499
100~200톤 미만	887 129,220	80 11,081	208 30,179	134 19,266	111 17,168	104 15,653	127 18,344	85 12,299	38 5,230
200~300톤 미만	504 124,883	21 4,829	165 42,547	151 36,339	44 10,805	62 15,437	27 6,703	21 5,256	13 2,967
300~500톤 미만	509 200,193	25 9,929	113 41,771	111 42,399	78 32,494	97 38,939	31 13,134	30 11,918	24 9,609
500~1,000톤 미만	465 337,617	24 15,562	89 62,843	97 70,460	102 75,443	73 52,122	36 26,643	22 17,711	22 16,833
1,000~2,000톤 미만	235 348,078	9 15,679	55 81,076	62 92,197	51 72,480	31 45,781	16 24,442	9 13,837	2 2,586
2,000~5,000톤 미만	237 804,129	16 44,868	38 134,471	44 156,037	83 285,664	30 99,192	12 33,940	11 38,064	3 11,893
5,000~10,000톤 미만	48 331,069	5 34,257	10 71,239	5 29,042	12 85,126	10 71,637	2 13,195	2 13,697	2 12,876
10,000~20,000톤 미만	49 724,612	2 37,354	11 175,350	2 27,212	14 199,848	7 97,921	12 166,938	1 19,989	0 0
20,000~50,000톤 미만	40 1,189,644	0 0	5 191,075	4 116,894	18 479,444	11 343,784	2 58,447	0 0	0 0
50,000~100,000톤 미만	23 1,749,631	0 0	7 456,748	5 362,241	10 856,087	1 74,555	0 0	0 0	0 0
100,000톤 이상 More than 100,000 tons	13 1,583,678	0 0	3 465,346	8 887,541	2 230,791	0 0	0 0	0 0	0 0

주: 상단은 척, 하단은 톤임
자료: 안전관리관실

Note: The upper column is the number of vessel and the lower column is gross ton
Source: Director General for Maritime Safety Management

7. 선박검사 Ship Inspection

1. 연도별

구분 Classifi- Cstion		연도 Year		1996	1997	1998	1999	2000	2001	2002
		1996	1997							
여객선	척	144	114	382	63	792	848	895		
	본	11,071.00	10,278.00	159,950.00	25,762.02	148,529.24	175,414.97	213,401.40		
화물선	척	798	970	1,521	106	948	1,216	799		
	본	227,451.00	164,758.00	10,851,399.00	1,291,110.26	5,278,515.13	10,021,073.47	17,974,511.29		
유조선	척	0	0	0	77	756	996	781		
	본	.00	.00	.00	194,055.21	1,249,517.10	1,817,433.30	1,630,894.28		
부선	척	0	0	0	16	383	426	400		
	본	.00	.00	.00	22,553.14	333,484.10	474,887.73	437,294.50		
기타선	척	3,987	4,014	3,907	116	2,608	2,609	2,442		
	본	315,322.00	351,438.00	685,065.00	41,319.30	244,011.70	327,283.23	256,228.79		
소계	척	4,929	5,098	5,810	378	5,487	6,095	5,317		
	본	553,844.00	526,474.00	11,696,414.00	1,574,799.93	7,254,057.27	12,816,092.70	20,512,330.26		
어 선	어획물 운반선	척	0	0	0	4	21	0	137	
		본	.00	.00	.00	5,105.00	32,447.73	.00	10,782.91	
	공선	척	0	0	0	1	4	0	0	
		본	.00	.00	.00	.00	23,835.00	.00	.00	
	어업 지도선	척	0	0	0	4	68	0	104	
		본	.00	.00	.00	3,122.00	8,278.43	.00	6,954.98	
	시험 조사선	척	0	0	0	1	1	0	22	
		본	.00	.00	.00	262.00	26.00	.00	1,473.78	
실습 어선	척	0	0	0	8	15	0	10		
	본	.00	.00	.00	8,827.11	19,454.93	.00	725.54		
어로 어선	척	0	0	0	154	17,322	31,357	16,276		
	본	.00	.00	.00	131,172.63	566,040.55	718,097.47	506,818.24		
소계	척	0	0	0	172	17,431	31,357	16,549		
	본	.00	.00	.00	148,488.74	650,082.64	718,097.47	526,755.45		
총 합 계	척	4,929	5,098	5,810	550	22,918	37,452	21,866		
	본	553,844.00	526,474.00	11,696,414.00	1,723,288.67	7,904,139.91	13,534,190.17	21,039,085.71		

자료: 안전관리관실

2. 당해년도 검사종류별

검사종류별 구분 Classification		정기검사	제1종 정기검사	제2종 정기검사	임시검사	제조검사	합계	
								척 본
여객선	척	150	411	0	321	13	895	
	본	42,610.08	88,669.83	.00	81,013.49	1,108.00	213,401.40	
화물선	척	147	154	290	205	3	799	
	본	884,174.23	1,492,456.00	2,061,979.06	13,535,545.00	357.00	17,974,511.29	
유조선	척	187	245	218	129	2	781	
	본	106,240.83	206,278.37	880,009.11	438,175.97	190.00	1,630,894.28	
부선	척	93	92	190	23	2	400	
	본	131,438.94	89,746.14	194,912.96	20,955.46	241.00	437,294.50	
기타선	척	686	475	652	608	21	2,442	
	본	98,172.37	44,917.51	77,501.46	35,056.80	580.65	256,228.79	
소계	척	1,263	1,377	1,350	1,286	41	5,317	
	본	1,262,636.45	1,922,067.85	3,214,402.59	14,110,746.72	2,476.65	20,512,330.26	
어 선	어획물 운반선	척	22	37	48	27	3	137
		본	2,729.89	2,843.69	3,391.32	1,701.01	117.00	10,782.91
	공선	척	0	0	0	0	0	0
		본	.00	.00	.00	.00	.00	.00
	어업 지도선	척	10	35	47	12	0	104
		본	882.34	1,180.34	4,611.76	280.54	.00	6,954.98
	시험 조사선	척	2	2	11	6	1	22
		본	57.00	395.00	866.44	124.34	31.00	1,473.78
실습 어선	척	2	3	5	0	0	10	
	본	34.00	184.31	507.23	.00	.00	725.54	
어로 어선	척	2,685	7,981	911	3,075	1,624	16,276	
	본	87,175.70	156,904.05	184,503.04	64,993.04	13,242.41	506,818.24	
소계	척	2,721	8,058	1,022	3,120	1,628	16,549	
	본	90,878.93	161,507.39	193,879.79	67,098.93	13,390.41	526,755.45	
총합계	척	3,984	9,435	2,372	4,406	1,669	21,866	
	본	1,353,515.38	2,083,575.24	3,408,282.38	14,177,845.65	15,867.06	21,039,085.71	

8. 세계 선박 World Fleets

선종별 Ship Type 국가별 Flag	Total		액화가스선 Liquefied Gas Ship		유조선 Oil Tanker		건화물선 Dry Bulk	
	척 Number	톤 Gross Ton	척 Number	톤 Gross Ton	척 Number	톤 Gross Ton	척 Number	톤 Gross Ton
Total	89,010	585,583,396	1,152	20,975,284	6,935	154,558,821	6,747	171,982,757
ALBANIA	74	48,740	0	0	0	0	0	0
ALGERIA	141	936,072	10	456,883	12	18,662	9	172,695
ANGOLA	124	55,125	0	0	4	3,016	0	0
ANTIGUA & BARBUDA	886	5,066,005	9	41,955	2	3,400	19	223,042
ARGENTINA	481	422,875	0	0	9	51,159	3	33,678
AUSTRALIA	624	1,861,321	4	420,040	7	264,439	25	574,438
AUSTRIA	6	29,918	0	0	0	0	0	0
AZERBAIJAN	285	633,189	0	0	38	175,431	0	0
BAHAMAS	1,348	35,798,075	23	667,277	178	14,574,243	169	5,372,946
BAHRAIN	115	287,740	0	0	3	80,699	3	42,963
BANGLADESH	325	432,350	0	0	75	62,904	1	5,672
BARBADOS	60	327,583	0	0	1	7,745	9	174,158
BELGIUM	188	186,748	0	0	5	3,659	2	3,480
BELIZE	1,014	1,473,200	8	5,052	66	235,851	28	164,930
BENIN	6	1,003	0	0	0	0	0	0
BOLIVIA	96	358,070	1	847	13	241,757	3	14,162
BRAZIL	476	3,449,191	13	64,575	50	1,397,218	41	1,336,398
BRUNEI	68	482,590	8	465,937	2	501	0	0
BULGARIA	165	889,331	0	0	9	113,664	33	517,371
CAMBODIA	727	2,425,828	0	0	26	141,498	55	638,160
CAMEROON	59	16,673	0	0	0	0	0	0
CANADA	902	2,797,619	0	0	21	399,922	72	1,320,079
CAPE VERDE REPUBLIC	39	16,401	0	0	2	1,151	0	0
CHILE	525	879,631	3	62,770	5	138,559	9	170,415
CHINA	3,326	17,315,517	58	88,466	424	2,479,792	349	6,943,692
HONG KONG	766	16,164,263	17	117,218	80	2,450,015	308	9,863,649
MACAO	3	3,660	0	0	0	0	0	0
CHINA (TAIWAN)	649	4,289,028	0	0	28	908,945	56	1,809,489
COLOMBIA	109	67,772	0	0	8	5,962	0	0
COMORO	47	407,206	0	0	8	273,455	3	59,722
CONGO	18	3,402	0	0	0	0	0	0
CONGO(DEMOCRATIC REPUBLIC)	20	12,918	0	0	0	0	0	0
COSTA RICA	13	4,036	0	0	0	0	0	0
COTE D'IVOIRE	33	8,876	0	0	2	789	0	0
CROATIA	256	834,660	0	0	8	7,781	24	503,570
CUBA	91	102,920	0	0	5	19,854	4	4,808
CYPRUS	1,325	22,997,023	2	8,979	125	3,601,892	437	12,374,169
DENMARK	1,043	7,602,927	23	223,135	33	1,601,891	15	143,098
DJIBOUTI	11	2,691	0	0	0	0	0	0
DOMINICA	8	3,994	0	0	1	1,761	0	0
DOMINICAN REPUBLIC	19	9,237	0	0	0	0	0	0
ECUADOR	182	313,134	2	6,148	29	218,709	0	0
EGYPT	361	1,274,990	1	2,451	41	222,907	17	511,701
EL SALVADOR	14	5,602	0	0	0	0	0	0
EQUATORIAL GUINEA	43	28,546	0	0	0	0	0	0
ERITREA	12	20,686	1	1,403	1	2,025	0	0
ESTONIA	181	357,394	0	0	8	8,952	2	33,004
ETHIOPIA	9	81,933	0	0	1	2,492	0	0
FIJI	51	27,194	0	0	1	1,149	0	0
FINLAND	283	1,545,212	2	650	11	274,794	5	59,762
FRANCE	707	1,541,221	4	143,448	14	263,436	6	2,090
FRENCH ANTARCTIC TERRITORY	102	3,032,279	4	126,935	11	1,445,720	5	359,690
FR.WALLIS & FUTUNA ISLANDS	6	157,978	0	0	1	25,060	0	0
GABON	44	12,541	0	0	2	652	0	0
GAMBIA	9	2,183	0	0	0	0	0	0
GEORGIA	261	569,297	0	0	19	40,752	12	129,113
GERMANY	857	6,545,767	3	18,366	22	48,664	2	1,034
GHANA	213	126,226	0	0	4	7,608	1	199

현 황 (주요국 3-1) (Major Countries)

일반화물선 General Cargo Ship		컨테이너선 Container Ship		여객선 Passenger		기타 화물선 Other Cargo Ship		어 선 Fishing Vessel		기 타 선 Others	
척 Number	톤 Gross Ton	척 Number	톤 Gross Ton	척 Number	톤 Gross Ton	척 Number	톤 Gross Ton	척 Number	톤 Gross Ton	척 Number	톤 Gross Ton
18,124	59,444,174	2,918	72,873,191	3,165	11,305,554	7,615	63,466,690	24,181	12,414,302	18,173	18,562,623
70	47,478	0	0	0	0	0	0	2	262	2	1,000
24	146,201	0	0	0	0	20	126,614	24	2,969	42	12,048
11	15,551	0	0	0	0	10	6,010	91	28,163	8	2,385
595	1,828,669	198	2,773,560	2	627	36	182,666	2	392	23	11,694
12	71,101	0	0	3	1,675	6	10,978	402	212,104	46	42,180
16	39,937	1	7,260	63	25,719	43	153,065	268	57,862	197	318,561
6	29,918	0	0	0	0	0	0	0	0	0	0
28	83,657	0	0	32	11,392	19	109,964	15	10,448	153	242,297
451	4,676,603	83	2,292,279	121	4,405,981	156	2,574,921	8	2,883	159	1,230,942
5	16,858	2	96,308	0	0	2	382	7	1,380	93	49,150
122	282,895	6	45,193	5	990	15	7,668	49	10,487	52	16,541
23	51,929	1	13,020	2	262	3	36,090	5	635	16	43,744
3	1,703	0	0	1	887	1	1,046	93	22,143	83	153,830
364	509,814	5	32,189	22	4,491	43	61,634	284	329,345	194	129,894
0	0	0	0	0	0	0	0	2	308	4	695
40	55,843	1	1,350	0	0	12	22,135	20	16,444	6	5,532
55	149,227	7	160,261	8	3,859	27	224,041	81	14,574	194	99,038
5	1,409	0	0	3	502	2	609	1	223	47	13,409
26	93,986	5	56,380	9	2,954	11	73,423	24	10,366	48	21,187
551	1,494,173	6	21,260	0	0	20	65,151	37	40,848	32	24,738
2	652	0	0	0	0	0	0	50	11,853	7	4,168
32	69,607	2	14,541	51	24,748	104	498,159	327	123,650	293	346,913
15	8,899	0	0	3	382	6	2,716	8	2,196	5	1,057
13	29,234	4	64,438	6	6,497	30	190,504	374	193,130	81	24,084
1,080	4,506,429	124	1,757,180	140	74,642	163	549,131	450	174,701	538	741,484
92	1,048,845	79	2,286,149	99	45,609	40	331,618	1	1,598	50	19,562
0	0	0	0	0	0	0	0	1	314	2	3,346
63	109,246	47	1,290,470	15	2,870	10	18,602	291	98,151	139	51,255
26	39,588	0	0	1	106	2	670	34	9,441	38	12,005
25	63,171	0	0	0	0	2	1,852	1	2,557	8	6,449
0	0	0	0	0	0	0	0	15	2,626	3	776
1	499	0	0	1	150	0	0	7	3,133	11	9,136
0	0	0	0	0	0	3	2,558	6	988	4	490
0	0	0	0	0	0	2	382	24	6,708	5	997
53	118,357	0	0	36	8,316	66	182,321	35	5,201	34	9,114
9	22,857	0	0	7	5,020	4	4,470	44	41,778	18	4,133
419	2,975,422	130	2,714,688	10	73,790	82	984,752	59	193,905	61	69,426
183	325,124	75	3,884,737	18	8,752	124	994,397	406	212,723	166	209,070
1	299	0	0	1	500	0	0	2	240	7	1,652
4	1,522	0	0	0	0	0	0	3	711	0	0
6	5,360	0	0	0	0	0	0	2	1,246	11	2,631
4	1,859	0	0	4	7,115	4	7,107	127	68,298	12	3,898
60	328,130	2	48,146	7	1,918	29	59,965	7	3,201	197	96,571
0	0	0	0	0	0	0	0	12	5,333	2	269
2	2,269	0	0	0	0	1	617	39	21,156	1	4,504
4	12,308	0	0	0	0	1	3,922	0	0	5	1,028
27	66,198	0	0	4	2,254	26	207,315	74	23,986	40	15,685
6	71,270	0	0	0	0	2	8,171	0	0	0	0
11	3,033	0	0	13	8,487	10	11,166	8	1,509	8	1,850
63	155,092	1	10,288	17	12,737	74	937,271	25	4,957	85	89,661
45	96,076	0	0	64	28,294	66	764,302	312	112,910	196	130,665
6	82,663	15	658,448	3	380	28	244,484	4	3,498	26	110,461
0	0	0	0	5	132,918	0	0	0	0	0	0
3	816	0	0	2	550	10	4,529	24	4,982	3	1,012
0	0	0	0	1	299	0	0	3	540	5	1,344
128	344,322	0	0	9	4,220	5	8,033	46	26,479	42	16,378
164	374,369	194	5,348,814	90	76,134	54	484,806	119	63,302	209	130,278
13	17,320	0	0	0	0	0	0	170	95,316	25	5,783

8. 세계 선박 World Fleets

선종별 Ship Type	Total		액화가스선 Liquefied Gas Ship		유조선 Oil Tanker		건화물선 Dry Bulk	
	척 Number	톤 Gross Ton	척 Number	톤 Gross Ton	척 Number	톤 Gross Ton	척 Number	톤 Gross Ton
GREECE	1,548	28,782,843	7	55,465	339	14,562,152	286	9,257,413
GRENADA	6	1,009	0	0	0	0	0	0
GUATEMALA	11	8,893	0	0	0	0	0	0
GUINEA	35	11,784	0	0	0	0	0	0
GUINEAOBISSAU	24	6,459	0	0	0	0	0	0
GUYANA	59	15,169	0	0	1	125	0	0
HAITI	5	1,286	0	0	0	0	0	0
HONDURAS	1,155	933,244	3	3,370	129	213,812	36	82,814
HUNGARY	1	3,784	0	0	0	0	0	0
ICELAND	318	187,341	0	0	2	516	1	415
INDIA	1,010	6,142,073	11	143,469	89	2,563,515	105	2,249,196
INDONESIA	2,628	3,723,052	3	11,919	245	826,712	44	330,320
IRAN	380	4,128,389	1	9,496	36	2,144,798	43	1,080,010
IRAQ	88	188,225	0	0	9	59,219	0	0
IRISH REPUBLIC	220	279,560	0	0	0	0	3	25,609
ISRAEL	50	765,278	0	0	4	1,270	0	0
ITALY	1,486	9,595,897	39	341,823	88	1,103,970	47	1,525,968
JAMAICA	11	75,432	0	0	1	1,930	2	44,211
JAPAN	7,458	13,917,948	176	2,726,935	727	3,159,534	560	2,786,611
JORDAN	14	68,749	0	0	0	0	0	0
KAZAKHSTAN	20	11,845	0	0	0	0	0	0
KENYA	36	19,137	0	0	3	4,708	0	0
KIRIBATI	8	4,198	0	0	0	0	0	0
KOREA (NORTH)	225	870,458	1	956	14	16,389	10	153,177
KOREA (SOUTH)	2,532	7,049,734	30	97,061	178	841,119	132	3,431,336
KUWAIT	201	2,255,972	5	218,448	23	1,627,776	6	149,045
LAOS	1	2,370	0	0	0	0	0	0
LATVIA	158	88,741	0	0	4	3,767	0	0
LEBANON	89	229,272	1	4,107	2	842	27	107,549
LIBERIA	1,535	50,400,182	84	2,754,468	290	18,637,516	319	11,095,907
LIBYA	140	164,901	3	9,809	3	6,509	0	0
LITHUANIA	184	435,328	0	0	4	5,437	9	79,865
LUXEMBOURG	73	1,493,785	18	547,128	7	494,895	2	13,945
MADAGASCAR	103	34,808	0	0	4	4,657	0	0
MALAYSIA	915	5,394,356	24	1,093,985	99	767,004	61	1,513,099
MALDIVE ISLANDS	58	58,130	0	0	9	4,648	0	0
MALTA	1,350	26,331,381	3	127,465	245	9,398,290	471	11,595,174
MARSHALL ISLANDS	428	14,672,878	8	760,672	98	7,176,702	96	3,346,309
MAURITANIA	142	47,647	0	0	0	0	0	0
MAURITIUS	45	62,690	0	0	0	0	4	10,413
MEXICO	658	937,231	4	44,631	33	454,526	0	0
MICRONESIA	19	13,350	0	0	0	0	2	398
MOROCCO	483	501,723	0	0	1	4,176	0	0
MOZAMBIQUE	131	37,205	0	0	0	0	0	0
MYANMAR	124	402,159	0	0	5	2,935	7	184,686
NAMIBIA	126	69,488	0	0	0	0	0	0
NETHERLANDS	1,316	5,664,268	15	50,391	14	46,111	37	276,449
NETHERLANDS ANTILLES	201	1,391,130	5	20,781	1	182	19	230,071
NEW ZEALAND	173	180,435	0	0	3	49,615	3	12,456
COOK ISLANDS	9	7,971	0	0	0	0	0	0
NICARAGUA	26	3,619	0	0	0	0	0	0
NIGERIA	303	410,552	2	1,795	37	285,360	0	0
NORWAY	2,299	22,194,543	85	2,236,142	128	6,935,620	97	4,229,834
OMAN	26	19,242	0	0	0	0	0	0
PAKISTAN	49	247,394	0	0	3	49,595	0	0
PANAMA	6,247	124,729,059	198	4,356,722	609	28,758,422	1,494	50,492,879
PAPUA NEW GUINEA	111	72,386	0	0	3	1,811	0	0
PARAGUAY	46	47,476	0	0	4	4,480	1	1,156
PERU	719	240,291	0	0	3	14,703	0	0
PHILIPPINES	1,686	5,319,573	23	24,448	171	146,358	125	3,115,262

현 황 (주요국 3-2)
(Major Countries)

일반화물선 General Cargo Ship		컨테이너선 Container Ship		여객선 Passenger		기타 화물선 Other Cargo Ship		어 선 Fishing Vessel		기 타 선 Others	
척 Number	톤 Gross Ton	척 Number	톤 Gross Ton	척 Number	톤 Gross Ton	척 Number	톤 Gross Ton	척 Number	톤 Gross Ton	척 Number	톤 Gross Ton
145	347,235	42	1,740,306	206	306,644	292	2,439,941	85	23,826	146	49,861
4	779	0	0	0	0	1	108	1	122	0	0
0	0	0	0	0	0	0	0	7	8,430	4	463
2	808	0	0	0	0	1	149	24	9,514	8	1,313
6	1,294	0	0	0	0	1	120	14	4,556	3	489
18	7,033	0	0	2	772	3	1,968	31	3,393	4	1,878
4	1,006	0	0	0	0	0	0	1	280	0	0
349	330,021	1	4,044	19	8,897	57	80,177	399	140,181	162	69,928
1	3,784	0	0	0	0	0	0	0	0	0	0
5	1,825	0	0	2	291	4	4,679	295	172,153	9	7,462
150	315,781	8	115,637	23	11,565	35	317,427	212	41,894	377	383,589
915	1,503,877	33	171,702	136	301,650	246	252,819	343	86,851	663	237,202
61	558,925	7	154,201	5	3,807	26	56,833	61	22,796	140	97,523
13	60,098	0	0	1	129	0	0	7	2,237	58	66,542
22	55,843	1	5,006	10	1,831	6	117,153	147	59,725	31	14,393
1	1,897	18	752,873	1	270	0	0	1	898	25	8,070
66	207,313	29	961,377	172	590,890	416	4,520,154	182	52,721	447	291,681
2	20,024	0	0	1	155	1	7,955	0	0	4	1,157
1,591	726,283	21	593,665	277	229,808	969	2,544,181	1,550	508,556	1,587	642,375
4	31,043	1	5,097	1	479	5	31,242	0	0	3	888
3	1,563	0	0	0	0	2	1,897	10	7,302	5	1,083
1	299	0	0	2	210	9	5,401	8	3,983	13	4,536
6	3,728	0	0	0	0	0	0	2	470	0	0
147	594,451	0	0	2	8,794	8	27,311	38	65,034	5	4,346
309	687,090	46	664,580	95	29,058	225	706,351	1,153	465,402	364	127,737
6	2,477	6	214,436	3	642	11	9,921	69	9,830	72	23,397
1	2,370	0	0	0	0	0	0	0	0	0	0
3	2,334	0	0	3	480	4	27,015	104	37,891	40	17,254
44	73,650	0	0	0	0	8	40,207	1	131	6	2,786
171	2,270,029	340	9,658,337	9	41,600	227	4,638,964	4	37,334	91	1,266,027
9	49,187	0	0	0	0	17	72,652	62	14,129	46	12,615
53	143,784	0	0	0	0	8	109,338	86	89,760	24	7,144
0	0	8	89,882	4	9,241	24	222,239	0	0	10	116,455
22	14,658	0	0	0	0	6	4,273	68	10,588	3	632
181	489,794	56	736,543	69	20,720	91	621,296	22	8,615	312	143,300
34	48,738	0	0	1	129	6	1,450	5	2,199	3	966
409	2,744,122	53	945,594	14	40,354	114	1,356,338	9	18,883	32	105,161
28	440,862	67	1,599,800	6	181,662	45	968,182	9	21,897	71	176,792
2	499	0	0	0	0	0	0	138	46,780	2	368
5	16,554	0	0	0	0	0	0	25	10,079	11	25,644
9	31,374	0	0	11	4,282	24	146,968	357	97,441	220	158,009
9	5,113	0	0	2	766	2	1,753	2	5,026	2	294
20	53,797	6	40,830	3	417	24	256,936	395	131,570	34	13,997
7	5,223	0	0	0	0	0	0	114	26,350	10	5,632
34	183,879	0	0	3	4,942	7	2,187	35	7,343	33	16,187
0	0	0	0	0	0	0	0	126	69,488	0	0
456	1,773,599	48	1,392,660	28	567,128	74	849,087	343	190,076	301	518,767
97	426,846	22	401,966	3	2,989	10	55,204	24	23,096	20	229,995
4	7,690	0	0	13	3,490	5	25,951	103	66,919	42	14,314
2	1,679	0	0	0	0	0	0	4	5,148	3	1,144
1	498	0	0	0	0	0	0	22	2,579	3	542
22	42,804	0	0	5	2,048	9	13,465	163	31,868	65	33,212
394	1,720,699	5	62,249	115	471,314	491	5,267,058	640	391,329	344	880,298
2	2,854	0	0	1	10,797	9	1,847	3	480	11	3,264
12	150,517	3	31,707	1	113	1	209	5	1,376	24	13,877
1,461	7,097,959	546	16,266,183	118	1,395,263	927	13,765,284	233	342,424	661	2,253,923
37	44,032	0	0	8	2,340	28	16,613	18	2,574	17	5,016
25	28,439	1	823	4	2,701	4	7,579	0	0	7	2,298
5	40,947	0	0	0	0	0	0	682	178,156	29	6,485
486	887,135	6	67,694	103	57,812	191	857,388	450	113,742	131	49,734

8. 세계 선박
World Fleets

선종별 Ship Type	Total		액화가스선 Liquefied Gas Ship		유조선 Oil Tanker		건화물선 Dry Bulk	
	척 Number	톤 Gross Ton	척 Number	톤 Gross Ton	척 Number	톤 Gross Ton	척 Number	톤 Gross Ton
POLAND	383	585,622	0	0	7	5,391	14	390,513
PORTUGAL	324	267,876	0	0	2	965	4	85,612
PORTUGAL (MAR)	125	831,807	8	31,662	8	423,445	11	73,056
QATAR	67	622,893	0	0	5	210,010	2	141,617
ROMANIA	237	622,040	0	0	11	63,530	9	138,616
RUSSIA	4,943	10,379,992	1	624	356	1,504,060	103	860,281
SAINT HELENA	1	789	0	0	0	0	0	0
SAINT KITIS-NEVIS	1	300	0	0	0	0	0	0
SAINT VINCENT	1,304	6,583,995	8	57,650	49	312,521	135	2,806,683
SAMOA	8	9,996	0	0	0	0	0	0
SAO TOME & PRINCIPE	49	86,116	0	0	4	6,813	3	17,179
SAUDI ARABIA	280	1,472,135	0	0	29	663,625	2	68,662
SENEGAL	190	46,586	0	0	1	274	0	0
SEYCHELLES	31	64,673	0	0	0	0	0	0
SIERRA LEONE	43	22,733	0	0	1	9,436	0	0
SINGAPORE	1,768	21,148,090	37	742,824	376	8,528,007	138	5,024,748
SLOVAKIA	1	7,424	0	0	0	0	1	7,424
SLOVENIA	11	2,251	0	0	0	0	0	0
SOLOMON ISLANDS	28	8,440	0	0	0	0	1	140
SOMALI REPUBLIC	17	6,343	0	0	1	851	0	0
SOUTH AFRICA	196	144,493	0	0	3	3,279	0	0
SPAIN	1,363	560,911	0	0	11	14,328	1	235
SPAIN (CSR)	205	1,810,290	4	104,206	16	588,624	10	41,915
SRI LANKA	66	80,862	1	695	6	6,133	0	0
SUDAN	17	33,287	0	0	1	832	1	1,452
SURINAM	12	5,021	0	0	2	1,823	0	0
SWEDEN	571	3,177,541	0	0	35	80,711	9	33,366
SWITZERLAND	24	559,081	0	0	0	0	16	502,570
SYRIA	190	472,051	0	0	1	1,461	25	70,745
TANZANIA	58	47,135	0	0	6	7,775	0	0
THAILAND	629	1,879,581	53	54,714	154	208,583	31	456,639
TOGO	17	13,321	0	0	0	0	0	0
TONGA	151	290,529	4	9,034	15	41,348	7	44,248
TRINIDAD & TOBAGO	69	26,837	0	0	1	998	0	0
TUNISIA	75	185,536	1	5,949	2	19,678	1	17,066
TURKEY	1,147	5,658,754	7	22,191	93	624,984	133	2,905,114
TURKMENISTAN	41	45,693	0	0	2	6,156	1	2,613
TUVALU	9	38,227	0	0	0	0	0	0
UKRAINE	828	1,349,867	0	0	34	39,067	6	100,203
UNITED ARAB EMIRATES	356	703,343	1	3,378	34	220,559	2	14,574
UNITED KINGDOM	1,525	8,045,095	5	37,197	85	514,633	26	691,268
UK. ANGUILLA	3	701	0	0	0	0	0	0
UK. BERMUDA	113	4,798,336	8	775,450	9	897,869	26	1,863,392
UK. BRITISH VIRGIN ISLANDS	17	22,579	0	0	0	0	0	0
UK. CAYMAN ISLANDS	150	2,376,980	1	6,356	19	703,764	22	632,254
UK. CHANNEL ISLANDS	6	950	0	0	0	0	0	0
UK. FALKLAND ISLANDS	30	54,019	0	0	0	0	0	0
UK. GIBRALTAR	117	960,898	0	0	13	341,045	5	38,828
UK. ISLE OF MAN	283	5,671,930	38	483,121	43	2,761,055	22	923,058
UK. TURKS & CAICOS ISLANDS	5	975	0	0	0	0	0	0
UNITED STATES OF AMERICA	6,080	10,371,488	0	0	70	2,296,114	71	1,345,385
URUGUAY	90	74,743	0	0	4	5,799	0	0
VANUATU	321	1,381,351	2	5,204	1	55,178	22	537,047
VENEZUELA	274	865,387	4	44,165	17	376,065	5	120,753
VIETNAM	721	1,130,516	6	10,900	51	161,902	16	150,447
YEMEN	47	78,004	0	0	3	51,348	0	0
YUGOSLAVIA	6	1,061	0	0	0	0	0	0
UNKNOWN	4,079	4,595,008	18	15,943	271	586,541	90	890,100

현 황 (주요국 3-3) (Major Countries)

일반화물선 General Cargo Ship		컨테이너선 Container Ship		여객선 Passenger		기타 화물선 Other Cargo Ship		어 선 Fishing Vessel		기 타 선 Others	
척 Number	톤 Gross Ton	척 Number	톤 Gross Ton	척 Number	톤 Gross Ton	척 Number	톤 Gross Ton	척 Number	톤 Gross Ton	척 Number	톤 Gross Ton
10	9,036	0	0	12	3,616	14	49,217	233	94,775	93	33,074
21	47,974	3	14,999	18	6,056	9	10,249	210	77,380	57	24,641
48	148,040	2	11,306	4	17,261	27	110,025	0	0	17	17,012
4	49,788	6	170,152	0	0	5	17,628	4	674	41	33,024
47	195,968	0	0	3	2,301	7	79,754	41	63,907	119	77,964
1,266	3,267,170	21	258,633	94	67,374	56	220,975	2,305	3,251,697	741	949,178
0	0	0	0	0	0	0	0	1	789	0	0
1	300	0	0	0	0	0	0	0	0	0	0
527	2,279,877	31	168,883	23	41,095	96	530,743	153	151,512	282	235,031
1	7,091	0	0	0	0	4	2,451	1	213	2	241
28	37,118	1	1,152	0	0	5	20,929	6	2,221	2	704
14	111,902	4	149,368	2	579	36	396,566	23	5,082	170	76,351
1	492	0	0	1	130	2	822	178	43,510	7	1,358
6	21,198	0	0	1	207	4	23,537	17	19,223	3	508
1	490	0	0	0	0	4	1,890	31	9,102	6	1,815
99	992,990	175	3,781,554	49	11,766	153	1,689,788	4	820	737	375,593
0	0	0	0	0	0	0	0	0	0	0	0
1	276	0	0	1	369	0	0	6	788	3	818
11	2,174	0	0	3	916	4	1,272	9	3,938	0	0
5	2,802	0	0	0	0	0	0	8	2,219	3	471
1	134	1	27,103	3	387	0	0	143	83,086	45	30,504
21	18,832	2	7,977	13	4,249	13	63,088	1,078	380,706	224	71,496
30	137,881	15	115,182	13	11,096	89	769,997	2	2,278	26	39,111
14	56,782	0	0	3	1,870	2	884	15	3,510	25	10,988
4	28,784	0	0	0	0	1	115	0	0	10	2,104
5	2,525	0	0	0	0	0	0	0	0	5	673
71	113,393	0	0	76	47,224	165	2,798,319	110	32,976	105	71,552
6	24,346	1	27,779	0	0	1	4,386	0	0	0	0
152	387,371	1	7,580	0	0	1	1,142	0	0	10	3,752
10	20,547	0	0	9	1,442	8	11,131	12	3,307	13	2,933
172	874,819	16	162,095	12	9,060	29	38,307	70	31,090	92	44,274
1	2,603	0	0	0	0	0	0	9	9,214	7	1,504
80	138,848	0	0	0	0	18	46,585	11	4,391	16	6,075
1	1,268	0	0	2	3,325	5	8,051	15	1,983	45	11,212
4	9,404	0	0	5	1,482	14	116,441	19	3,424	29	12,092
467	999,982	32	289,200	97	60,410	149	707,768	14	4,562	155	44,543
6	14,490	0	0	1	245	0	0	11	14,608	20	7,581
6	12,084	0	0	0	0	1	23,847	0	0	2	2,296
214	520,771	3	11,220	65	84,621	12	82,367	223	307,663	271	203,955
32	45,704	6	214,436	4	532	41	85,351	2	1,352	234	117,457
115	356,841	79	2,926,507	43	951,467	161	1,670,906	474	177,384	537	718,892
2	592	0	0	0	0	0	0	1	109	0	0
17	174,052	15	393,467	8	439,297	12	223,007	1	573	17	31,229
6	20,420	0	0	6	826	1	137	2	292	2	904
42	402,930	0	0	2	806	37	514,732	0	0	27	116,138
1	359	0	0	1	118	0	0	3	340	1	133
0	0	0	0	0	0	1	591	27	43,668	2	9,760
60	196,214	13	181,356	3	61,010	17	141,103	1	189	5	1,153
54	297,708	19	320,989	0	0	47	497,227	1	1,053	59	387,719
2	227	0	0	0	0	0	0	1	124	2	624
42	213,279	85	3,197,172	64	94,609	90	1,224,553	3,393	806,269	2,265	1,194,107
4	2,584	0	0	3	739	9	28,096	58	25,207	12	12,318
19	150,577	1	25,497	2	767	5	242,953	50	83,757	219	280,371
23	24,875	1	953	4	1,313	19	88,594	91	40,328	110	168,341
509	664,683	2	35,690	2	653	5	23,474	61	17,523	69	65,244
3	2,557	0	0	0	0	2	12,371	11	4,315	28	7,413
0	0	0	0	1	299	3	424	0	0	2	338
994	1,607,092	21	118,790	152	73,530	183	269,410	1,625	641,593	725	392,009

9. 세계 선박 현황 World Fleets

선령 Age	합계 Total		5년 미만 Less than 5 Years		5 ~ 10년 미만	
	척 Number	톤 Gross Ton	척 Number	톤 Gross Ton	척 Number	톤 Gross Ton
합계 Total	89,010	585,583,396	7,016	124,264,931	10,108	119,184,947
100 ~ 199	22,415	3,370,818	1,077	161,791	1,976	298,209
200 ~ 299	9,125	2,293,540	495	122,791	799	200,576
300 ~ 399	5,873	2,050,439	407	141,101	567	196,907
400 ~ 499	6,443	3,004,369	382	177,120	743	353,566
500 ~ 999	9,405	6,915,834	325	234,469	707	507,280
1,000 ~ 1,999	7,393	10,905,856	402	608,193	524	788,848
2,000 ~ 2,999	4,457	11,211,972	367	921,063	510	1,307,409
3,000 ~ 3,999	3,076	10,884,390	209	729,404	373	1,337,858
4,000 ~ 4,999	2,226	9,961,065	211	942,955	344	1,550,102
5,000 ~ 5,999	1,357	7,471,201	129	698,953	232	1,289,963
6,000 ~ 6,999	1,099	7,093,833	169	1,082,832	202	1,300,841
7,000 ~ 7,999	771	5,794,830	83	622,054	145	1,089,467
8,000 ~ 8,999	639	5,463,786	77	660,861	100	852,275
9,000 ~ 9,999	807	7,699,737	101	965,866	127	1,212,687
10,000 ~ 14,999	2,799	34,713,464	269	3,413,038	387	4,934,985
15,000 ~ 19,999	2,394	41,251,901	298	5,236,589	456	7,797,442
20,000 ~ 29,999	3,197	79,128,543	643	16,685,225	687	17,529,575
30,000 ~ 39,999	2,017	72,459,689	409	14,855,219	425	15,613,636
40,000 ~ 49,999	878	38,792,881	183	7,811,719	149	6,644,733
50,000 ~ 74,999	1,239	72,599,304	370	22,397,981	295	17,126,109
75,000 ~ 99,999	817	68,118,382	245	20,851,952	238	19,490,343
100,000 ~ 124,999	122	13,394,961	26	2,885,251	28	3,067,601
125,000 ~ 149,999	169	23,847,685	17	2,490,360	16	2,353,298
150,000 ~ 174,999	274	43,278,187	119	18,866,126	78	12,341,237
175,000 ~ 199,999	6	1,137,800	0	0	0	0
200,000 ~	12	2,738,929	3	702,018	0	0

(톤급, 선령)
Tonnage, Age

10 ~ 15 년 미만		15 ~ 20 년 미만		20 ~ 25 년 미만		25 년 이상	
척 Number	톤 Gross Ton	척 Number	톤 Gross Ton	척 Number	톤 Gross Ton	척 Number	톤 Gross Ton
10,392	86,789,929	11,704	79,907,843	13,915	80,636,667	35,875	94,799,079
2,378	364,851	2,768	413,479	3,523	528,255	10,693	1,604,233
856	213,595	902	226,016	1,386	354,175	4,687	1,176,387
804	282,736	890	314,721	652	226,488	2,553	888,486
1,141	533,978	933	429,923	726	338,121	2,518	1,171,661
962	703,920	1,107	823,780	1,574	1,172,709	4,730	3,473,676
653	1,019,795	1,088	1,651,183	1,261	1,842,847	3,465	4,994,990
580	1,477,909	581	1,450,427	708	1,759,591	1,711	4,295,573
401	1,410,007	348	1,216,642	609	2,171,405	1,136	4,019,074
337	1,526,781	341	1,531,006	353	1,558,743	640	2,851,478
161	871,476	164	915,372	268	1,470,662	403	2,224,775
134	861,134	126	817,331	176	1,139,787	292	1,891,908
164	1,246,680	95	711,521	100	748,621	184	1,376,487
62	533,156	76	645,290	122	1,040,867	202	1,731,337
72	690,624	75	714,402	138	1,308,658	294	2,807,500
270	3,338,657	438	5,412,659	597	7,386,577	838	10,227,548
226	3,910,747	361	6,236,262	415	7,110,091	638	10,960,770
267	6,625,729	637	15,554,229	532	12,769,193	431	9,964,592
272	9,913,450	331	11,834,275	403	14,151,143	177	6,091,966
119	5,313,467	188	8,359,181	153	6,813,062	86	3,850,719
227	12,697,045	129	7,327,041	132	7,698,998	86	5,352,130
168	13,551,360	74	6,454,154	54	4,468,165	38	3,302,408
22	2,390,794	19	2,069,198	16	1,709,447	11	1,272,670
63	9,066,732	26	3,656,538	6	804,853	41	5,475,904
53	8,245,306	6	967,493	5	779,035	13	2,078,990
0	0	1	175,720	4	762,870	1	199,210
0	0	0	0	2	522,304	7	1,514,607

10. 항만국통제실적 Port State Control

1. 항만별 점검실적

구 분	점 검 선 박	결 합 지 적 선 박	출 항 정 지
합 계 Total	3,354	2,412	100
부산 Pusan	1,218	851	19
인천 Incheon	479	360	30
동해 Donghae	125	77	4
대산 Daesan	170	142	2
군산 Gunsan	149	85	9
목포 Mokpo	25	16	3
여수 Yeosu	458	346	8
포항 Pohang	151	108	12
마산 Masan	244	155	2
울산 Ulsan	330	270	11
제주 Jeju	5	2	0

자료: 안전관리관실

Source : Director General for Maritime Safety Management

2. 선급별 점검실적

선 급	점 검 건 수	결 함 선 박	출 항 정 지
합 계	3,354	2,412	100
NKK	829	610	18
CCS	441	371	4
OTHERS(기타)	375	350	43
KR	365	236	4
GL	299	144	1
LR	246	157	6
DNV	239	129	7
RMRS	208	177	5
ABS	179	105	2
BV	134	96	5
CCRS	39	37	5

3. 선박국적별 점검실적

국적	점검건수	결함선박	결함건수	출항정지
총계	3,354	2,412	0	100
ANTIGUA AND BARBUDA	48	24	0	0
BAHAMAS	73	41	0	1
BELIZE	115	109	0	10
CHINA	341	285	0	0
CYPRUS	126	86	0	3
GERMANY	33	10	0	0
UNITED KINGDOM	19	8	0	0
GREECE	63	37	0	0
HONG KONG	91	57	0	1
HONDURAS	16	15	0	3
INDIA	21	17	0	0
JAPAN	41	39	0	0
CAMBODIA	175	168	0	26
LIBERIA	189	107	0	4
MARSHALL ISLANDS	44	27	0	0
MALTA	74	55	0	1
MALAYSIA	43	38	0	1
NETHERLANDS	19	9	0	2
NORWAY	69	32	0	1
PANAMA	1,110	769	0	29
PHILIPPINES	30	20	0	1
RUSSIAN FEDERATION	180	156	0	3
SINGAPORE	111	74	0	1
THAILAND	17	10	0	1
UNITED STATES	16	9	0	0
SAINT VINCENT AND THE GRENADIN	94	82	0	5
VIETNAM	16	16	0	4
OTHERS	180	112	0	3

4. 선종별 점검실적

선종	점검선박	결함선박	출항정지
총계	3,354	2,412	100
BULK CARRIER	688	475	13
CHEMICAL TANKER	172	136	1
COMBINATION CARRIER	34	26	1
CONTAINER SHIP	705	388	1
GAS CARRIER	104	67	3
GENERAL CARGO SHIP	978	846	64
OIL TANKER	279	185	8
OTHERS(기타)	54	34	1
PASSENGER SHIP	47	39	2
REFRIGERATED CARGO SHIP	216	172	5
RO-RO CARGO SHIP	23	17	1
VEHICLE CARRIER	45	20	0
WOODCHIP CARRIER	9	7	0

5. 결함성질별 점검실적

결함성질	결함건수
합계	9,977
구명설비	1,668
항해안전	1,481
소방설비	1,385
해양오염방지설비	1,242
선체구조, 복원성	945
만재흡수선	704
SOLAS관련 운항요건	485
선박증서	355
선원증서	354
무선설비	270
ISM Code	269
추진장치 및 보조기관	251
계류설비	95
화물운송	94
선원거주설비	88
사고방지조치	84
선원작업구역	84
탱커등 안전	42
MARPOL관련 운항요건	37
기타	23
경보장치	21

1. 시 도 별·선 종 별 Fishing Fleet by Province,

	계 Total				척 수 NO.
	척 수 NO.	톤 수 G.T	마 려 수 HP	척당평균톤수 Average Tonnage Per Boat	
1996	75,244	971,808.05	9,191,689	12.92	69,206
1997	81,000	964,470.79	12,700,482	11.91	73,780
1998	90,997	978,333.87	13,067,043	10.75	82,803
1999	94,852	991,955.60	11,796,089	10.46	87,502
2000	95,890	923,098.97	13,597,179	9.63	89,294
2001	94,935	884,853.11	14,765,745	9.32	89,347
2002	94,388	816,563.44	17,273,940	8.65	89,327
부 산	5,853	443,694.88	2,577,362	75.81	5,693
대 구	17	6.37	775	0.37	17
인 천	2,396	41,458.85	518,362	17.30	2,331
울 산	1,497	5,076.45	113,902	3.39	1,052
경 기	2,209	3,818.79	185,949	1.73	1,744
강 원	4,094	28,658.34	1,325,445	7.00	3,949
충 북	478	186.06	15,135	0.39	374
충 남	6,620	21,808.06	1,816,450	3.29	6,496
전 북	4,844	20,268.12	785,736	4.18	4,680
전 남	36,628	108,996.84	4,310,423	2.98	35,484
경 북	4,689	34,455.54	695,447	7.35	4,245
경 남	21,714	85,768.42	4,259,684	3.95	19,923
제 주	3,349	22,366.72	669,270	6.68	3,339

어 선 세 력

Size(GRT) and Type

동 력 선 Power Vessels			무 동 력 선 Non-Power Vessels			
톤 수 G.T	마 력 수 HP	척 당 평균 톤수 Average Tonnage Per Boat	척 수 NO.	톤 수 G.T	척 당 평균 톤수 Average Tonnage Per Boat	
965,275.94	9,191,689	13.95	6,038	6,532.11	1.08	1996
958,155.03	12,700,482	12.99	7,220	6,315.76	0.87	1997
971,704.15	13,067,043	11.74	8,194	6,629.72	0.81	1998
986,338.98	11,796,089	11.27	7,350	5,616.62	0.76	1999
917,962.98	13,597,179	10.28	6,596	5,135.99	0.78	2000
880,467.33	14,765,745	9.85	5,588	4,385.78	0.78	2001
812,628.92	17,273,940	9.10	5,061	3,934.52	0.78	2002
443,572.72	2,577,362	77.92	160	122.16	0.76	Busan
6.37	775	0.37	0	0.00	0.00	Taegu
41,317.71	518,362	17.73	65	141.14	2.17	Incheon
4,430.78	113,902	4.21	445	645.67	1.45	Ulsan
3,644.94	185,949	2.09	465	173.85	0.37	Gyeonggi
28,565.30	1,325,445	7.23	145	93.04	0.64	Gangwon
160.33	15,135	0.43	104	25.73	0.25	Chungbuk
21,755.86	1,816,450	3.35	124	52.20	0.42	Chungnam
20,057.41	785,736	4.29	164	210.71	1.28	Jeonbuk
107,832.23	4,310,423	3.04	1,144	1,164.61	1.02	Jeonnam
34,089.28	695,447	8.03	444	366.26	0.82	Gyeongbuk
84,837.23	4,259,684	4.26	1,791	931.19	0.52	Gyeongnam
22,358.76	669,270	6.70	10	7.96	0.80	Jeju

2. 톤 급 별 · 선 질 별 Fishing Fleet by Tonnage Groups and

			계	1톤 미만	1 ~ 5	5 ~ 10	10 ~ 20
			Total	Under 1 Ton			
1996			75,244	24,732	37,129	6,271	1,604
1997			81,000	31,356	36,162	6,329	1,600
1998			90,997	36,712	40,361	6,879	1,606
1999			94,852	38,067	42,884	7,019	1,579
2000			95,890	37,542	44,794	7,332	1,534
2001			94,935	35,013	46,424	7,662	1,416
2002			94,388	33,967	47,156	7,963	1,320
해 역 어 선	소계	척 수	89,327	30,568	45,511	7,951	1,316
		톤 수	812,628.92	20,322.78	109,086.88	60,692.04	19,089.03
		마 력 수	17,273,940	1,264,907	9,921,353	2,371,857	402,563
	강선	척 수	2,920	72	36	107	169
		톤 수	554,083.88	22.18	90.17	820.86	2,671.44
		마 력 수	2,291,248	1,093	3,468	23,226	50,489
	목선	척 수	27,153	12,246	11,563	2,287	596
		톤 수	75,618.01	7,807.12	25,816.17	16,932.15	8,577.04
		마 력 수	1,964,750	188,671	1,007,590	454,994	150,461
	FRP	척 수	59,240	18,243	33,907	5,557	551
		톤 수	182,846.28	12,488.55	83,168.72	42,939.03	7,840.55
		마 력 수	13,016,126	1,074,908	8,909,702	1,893,637	201,613
	기타	척 수	14	7	5	0	0
		톤 수	80.75	4.93	11.82	0.00	0.00
		마 력 수	1,816	235	593	0	0
해 역 어 선	소계	척 수	5,061	3,399	1,645	12	4
		톤 수	3,934.52	1,336.07	2,445.78	75.95	52.54
		마 력 수					
	강선	척 수	41	40	1	0	0
		톤 수	7.65	6.63	1.02	0.00	0.00
		마 력 수					
	목선	척 수	4,090	2,497	1,578	10	4
		톤 수	3,471.30	1,016.20	2,314.25	64.13	52.54
		마 력 수					
	FRP	척 수	920	852	66	2	0
		톤 수	452.77	310.44	130.51	11.82	0.00
		마 력 수					
	기타	척 수	10	10	0	0	0
		톤 수	2.80	2.80	0.00	0.00	0.00
		마 력 수					

어 선 세 력

Type of Construction Material

20 ~ 30	30 ~ 50	50 ~ 100	100 ~ 200	200톤 이상 200Ton and Over	
1,083	1,082	1,966	664	713	1996
1,104	1,106	2,001	642	700	1997
1,118	1,064	1,950	613	694	1998
1,112	1,026	1,872	595	698	1999
1,040	891	1,584	518	655	2000
1,006	827	1,463	490	634	2001
998	692	1,271	422	599	2002
997	692	1,271	422	599	No. } Subtotal
25,655.51	27,397.10	94,814.30	61,103.59	394,467.69	G.T. } Subtotal
840,086	313,434	692,805	440,718	1,026,217	HP } Subtotal
252	192	1,075	419	598	No. } Steel
6,370.21	7,758.13	81,453.93	60,744.27	394,152.69	G.T. } Steel
88,666	83,053	577,222	439,458	1,024,573	HP } Steel
213	197	49	1	1	No. } Wooden
5,249.23	7,846.89	2,938.98	135.43	315.00	G.T. } Wooden
61,683	74,785	24,602	320	1,644	HP } Wooden
532	301	147	2	0	No. } FRP
14,036.07	11,728.08	10,421.39	223.89	0.00	G.T. } FRP
689,737	154,608	90,981	940	0	HP } FRP
0	2	0	0	0	No. } Other
0.00	64.00	0.00	0.00	0.00	G.T. } Other
0	988	0	0	0	HP } Other
1	0	0	0	0	No. } Subtotal
24.18	0.00	0.00	0.00	0.00	G.T. } Subtotal
0	0	0	0	0	No. } Steel
0.00	0.00	0.00	0.00	0.00	G.T. } Steel
1	0	0	0	0	No. } Wooden
24.18	0.00	0.00	0.00	0.00	G.T. } Wooden
0	0	0	0	0	No. } FRP
0.00	0.00	0.00	0.00	0.00	G.T. } FRP
0	0	0	0	0	No. } Other
0.00	0.00	0.00	0.00	0.00	G.T. } Other

3. 2002년 업종별 Fishing Fleet by Type

	계 Total			동력선 Power Vessels			무동력선 Non-Power Vessels	
	척수 NO.	톤수 G.T	마력수 H.p	척수 NO.	톤수 G.T	마력수 H.p	척수 NO.	톤수 G.T
총계 Total	94,388	816,563.44	17,273,940	89,327	812,628.92	17,273,940	5,061	3,934.52
원양어업 Distant Waters Fisheries	543	318,854.86	867,419	543	318,854.86	867,419	0	0.00
원양연승 Long Line	210	83,832.43	246,243	210	83,832.43	246,243	0	0.00
원양트롤 Otter Trawl	200	163,521.50	390,131	200	163,521.50	390,131	0	0.00
원양선망 Distant Waters Purse Seine	28	27,845.75	99,325	28	27,845.75	99,325	0	0.00
원양유자망 Distant Waters Floating Gill Net	3	481.47	1,380	3	481.47	1,380	0	0.00
원양봉수망 Distant Waters Stick-held Dip Net	5	2,266.89	8,400	5	2,266.89	8,400	0	0.00
원양채낚기 Distant Waters Angling	81	37,221.13	110,135	81	37,221.13	110,135	0	0.00
원양통발 Distant Waters Trap	7	1,713.88	5,620	7	1,713.88	5,620	0	0.00
기타 Others	9	1,971.81	6,185	9	1,971.81	6,185	0	0.00
근해어업 Off-Shore Fisheries	4,541	204,200.11	2,552,127	4,541	204,200.11	2,552,127	0	0.00
대형기선저인망(외끌이) Trawl Large(One Boat)	53	4,302.52	25,778	53	4,302.52	25,778	0	0.00
대형기선저인망(쌍끌이) Trawl Large(Two Boat)	143	16,515.98	132,498	143	16,515.98	132,498	0	0.00
동해구기선저인망 Eastern Sea Danish Sein	7	410.24	3,367	7	410.24	3,367	0	0.00
중형기선저인망(외끌이) Trawl Medium(One Boat)	78	4,580.08	34,026	78	4,580.08	34,026	0	0.00
중형기선저인망(쌍끌이) Trawl Medium(Two Boat)	18	713.00	8,124	18	713.00	8,124	0	0.00
대형트롤 Large Otter Trawl	62	8,438.91	87,247	62	8,438.91	87,247	0	0.00
동해구트롤 Eastern Sea Trawl	34	1,854.73	20,570	34	1,854.73	20,570	0	0.00
대형선망 Large Powered Purse Seines	220	29,511.50	255,641	220	29,511.50	255,641	0	0.00
소형선망 Small Powered Purse Seines	96	1,576.70	31,948	96	1,576.70	31,948	0	0.00
근해채낚기 Off-Shore Angling	699	26,719.15	754,764	699	26,719.15	754,764	0	0.00
기선권형망 Anchovy Drag Net	539	18,991.78	193,286	539	18,991.78	193,286	0	0.00
근해유자망 Off-Shore Gill Net	726	21,712.89	271,044	726	21,712.89	271,044	0	0.00
근해안강망 Large Stow Net	466	33,015.63	216,127	466	33,015.63	216,127	0	0.00
근해봉수망 Off-Shore Stick-held Dip Net	8	202.77	3,319	8	202.77	3,319	0	0.00
잠수기 Diving	213	889.42	60,444	213	889.42	60,444	0	0.00
근해통발 Off-Shore Trap	295	14,934.16	142,676	295	14,934.16	142,676	0	0.00

어 선 세 력
of Fishery in 2002

	계 Total			동 력 선 Power Vessels			무동력선 Non-Power Vessels	
	척 수 NO.	톤 수 G.T	마 력 수 H.p	척 수 NO.	톤 수 G.T	마 력 수 H.p	척 수 NO.	톤 수 G.T
근 해 형 망 Off-Shore Long Line	76	1,005.09	20,575	76	1,005.09	20,575	0	0.00
근 해 연 승 Off-Shore Long Line	808	18,825.56	290,693	808	18,825.56	290,693	0	0.00
연 안 어 업 Coastal Fisheries	62,870	157,962.41	11,168,198	59,769	155,808.06	11,168,198	3,101	2,154.35
연 안 유 자 망 Coastal Gill Net	20,461	51,439.00	4,233,517	19,736	50,964.40	4,233,517	725	474.60
연 안 안 감 망 Small Stow Net	412	2,215.05	93,788	396	2,176.44	93,788	16	38.61
연 안 형 망 Coastal Dredge Nets	0	0.00	0	0	0.00	0	0	0.00
연 안 선 망 Coastal Purse Seines	480	2,635.70	111,570	463	2,621.19	111,570	17	14.51
연 안 연 승 Coastal Long Line	0	0.00	0	0	0.00	0	0	0.00
연 안 채 낚 기 Coastal Angling	5,073	9,140.48	714,665	4,281	8,757.58	714,665	792	382.90
연 안 통 발 Coastal Trap	7,789	20,497.39	1,008,855	7,691	20,422.99	1,008,855	98	74.40
연 안 들 망 Coastal Lift Nets	233	707.76	28,416	205	673.68	28,416	28	34.08
연 안 조 망 Coastal Beam Trawl	447	1,942.21	83,582	445	1,941.56	83,582	2	0.65
연 안 선 인 망 Coastal Drag Nets	6	19.53	882	6	19.53	882	0	0.00
연 안 복 합 Coastal Multi Fishery	26,040	63,480.79	4,701,207	24,887	62,695.27	4,701,207	1,153	785.52
구 획 어 업(정치성) Sectional Fishery(Setting)	647	1,388.74	63,342	599	1,282.30	63,342	48	106.44
구 획 어 업(이동성) Sectional Fishery(Non-Setting)	627	745.30	42,312	499	690.87	42,312	128	54.43
정 치 망 SetNets	590	3,626.47	78,965	497	3,438.98	78,965	93	187.49
연 안 기 타 Coastal Others	65	123.99	7,097	64	123.27	7,097	1	0.72
양 식 업 Culture	19,751	29,137.34	1,981,611	19,092	28,400.74	1,981,611	659	736.60
천 해 양 식 Shallow Sea Culture	19,751	29,137.34	1,981,611	19,092	28,400.74	1,981,611	659	736.60
내 수 면 어 업 Inland Waters Fisheries	4,683	4,112.43	265,765	3,882	3,858.02	265,765	801	254.41
내 수 면 어 업 Inland Waters Fisheries	4,683	4,112.43	265,765	3,882	3,858.02	265,765	801	254.41
기 타 Others	2,000	102,296.29	438,820	1,500	101,507.13	438,820	500	789.16
어 획 물 운 반 선 Fish Carrier	178	51,186.08	143,546	178	51,186.08	143,546	0	0.00
지 도 단 속 선 Patrol Boats	166	15,094.61	98,958	166	15,094.61	98,958	0	0.00
시 험 및 교 습 선 Experiment & Education Boats	50	12,355.05	40,056	49	12,354.05	40,056	1	1.00
기 타 Others	1,606	23,660.55	156,260	1,107	22,872.39	156,260	499	788.16

4. 2002년 업종별·톤급별 Number of Fishing Vessels by Type of Fishery, Tonnage

	계	총 척 수 Total					무									
							계 Total					1톤 미만 Under 1 Tons				
		합계 Total	강선 Steel	목선 Wooden	F.R.P	기타 Other	소계 Subtotal	강선 Steel	목선 Wooden	F.R.P	기타 Other	합계 Subtotal	강선 Steel	목선 Wooden	F.R.P	기타 Other
총원양어업	94,388	2,961	31,243	60,160	24	5,061	41	4,090	920	10	3,399	40	2,497	852	10	
원양연승	543	542	1	0	0	0	0	0	0	0	0	0	0	0	0	
원양트출	210	210	0	0	0	0	0	0	0	0	0	0	0	0	0	
원양선망	200	199	1	0	0	0	0	0	0	0	0	0	0	0	0	
원양유자망	28	28	0	0	0	0	0	0	0	0	0	0	0	0	0	
원양부수망	3	3	0	0	0	0	0	0	0	0	0	0	0	0	0	
원양채낚기	5	5	0	0	0	0	0	0	0	0	0	0	0	0	0	
원양통발	81	81	0	0	0	0	0	0	0	0	0	0	0	0	0	
원양어업	7	7	0	0	0	0	0	0	0	0	0	0	0	0	0	
기타원양어업	9	9	0	0	0	0	0	0	0	0	0	0	0	0	0	
근해어업	4,541	1,892	983	1,665	1	0	0	0	0	0	0	0	0	0	0	
대형기선저인망 (외골이)	53	42	1	10	0	0	0	0	0	0	0	0	0	0	0	
대형기선저인망 (쌍골이)	143	141	1	1	0	0	0	0	0	0	0	0	0	0	0	
중형기선저인망 (외골이)	7	6	1	0	0	0	0	0	0	0	0	0	0	0	0	
중형기선저인망 (쌍골이)	78	52	8	18	0	0	0	0	0	0	0	0	0	0	0	
중형기선저인망 (쌍골이)	18	2	4	12	0	0	0	0	0	0	0	0	0	0	0	
대형트롤	62	62	0	0	0	0	0	0	0	0	0	0	0	0	0	
동해구트롤	34	28	3	3	0	0	0	0	0	0	0	0	0	0	0	
대형선망	220	219	0	1	0	0	0	0	0	0	0	0	0	0	0	
소형선망	96	26	39	31	0	0	0	0	0	0	0	0	0	0	0	
근해채낚기	699	128	103	468	0	0	0	0	0	0	0	0	0	0	0	
기선권형망	539	510	14	14	1	0	0	0	0	0	0	0	0	0	0	
근해유자망	726	181	271	274	0	0	0	0	0	0	0	0	0	0	0	
근해안강망	466	391	13	62	0	0	0	0	0	0	0	0	0	0	0	
근해부수망	8	2	2	4	0	0	0	0	0	0	0	0	0	0	0	
근해통발	213	0	19	194	0	0	0	0	0	0	0	0	0	0	0	
근해형망	295	69	89	137	0	0	0	0	0	0	0	0	0	0	0	
근해연승	76	1	59	16	0	0	0	0	0	0	0	0	0	0	0	
근해연승	808	32	356	420	0	0	0	0	0	0	0	0	0	0	0	
연안어업	62,870	108	20,608	42,138	16	3,101	0	2,621	476	4	2,446	0	2,020	422	4	
연안유자망	20,461	77	6,788	13,591	5	725	0	620	103	2	581	0	491	88	2	
연안안강망	412	2	137	273	0	16	0	16	0	0	1	0	1	0	0	
연안형망	0	0	0	0	0	0	0	0	0	0	0	0	0	0	0	
연안선망	480	2	138	340	0	17	0	16	1	0	7	0	7	0	0	
연안연승	0	0	0	0	0	0	0	0	0	0	0	0	0	0	0	
연안채낚기	5,073	1	2,297	2,775	0	792	0	670	122	0	741	0	621	120	0	
연안통발	7,789	4	3,123	4,659	3	98	0	75	23	0	71	0	50	21	0	
연안통발	233	0	106	127	0	28	0	28	0	0	8	0	8	0	0	
연안조망	447	0	93	354	0	2	0	2	0	0	2	0	2	0	0	
연안선인망	6	0	0	6	0	0	0	0	0	0	0	0	0	0	0	
연안복합	26,040	12	7,078	18,943	7	1,153	0	963	188	2	851	0	685	164	2	
구획어업(정척성)	647	4	245	398	0	48	0	42	6	0	21	0	16	5	0	
구획어업(이동성)	627	0	237	389	1	128	0	106	22	0	122	0	102	20	0	
정척망	590	6	357	227	0	93	0	83	10	0	40	0	37	3	0	
연안기타	65	0	9	56	0	1	0	0	1	0	1	0	0	1	0	
양식업	19,751	20	7,590	12,141	0	659	1	629	29	0	166	0	144	22	0	
천해양식	19,751	20	7,590	12,141	0	659	1	629	29	0	166	0	144	22	0	
내수면어업	4,683	105	887	3,685	6	801	38	345	412	6	762	38	311	407	6	
내수면어업	4,683	105	887	3,685	6	801	38	345	412	6	762	38	311	407	6	
내수면어업	2,000	294	1,174	531	1	500	2	495	3	0	25	2	22	1	0	
어획물운반선	178	100	67	11	0	0	0	0	0	0	0	0	0	0	0	
지도단속선	166	49	2	115	0	0	0	0	0	0	0	0	0	0	0	
시험및교습선	50	26	3	21	0	1	0	0	1	0	0	0	0	0	0	
기타	1,606	119	1,102	384	1	499	2	495	2	0	25	2	22	1	0	

자료: 안전관리관실

선 질 별 어 선 척 수

Groups and Type of Construction Material in 2002

동 려 어 선 Non-Power Vessels															
1 ~ 5 톤					5 ~ 10 톤					10 ~ 20 톤					
소 계 Subtotal	강 선 Steel	목 선 Wooden	F.R.P	기 타 Other	소 계 Subtotal	강 선 Steel	목 선 Wooden	F.R.P	기 타 Other	소 계 Subtotal	강 선 Steel	목 선 Wooden	F.R.P	기 타 Other	
1,645	1	1,578	66	0	12	0	10	2	0	4	0	4	0	0	Total
0	0	0	0	0	0	0	0	0	0	0	0	0	0	0	Distant Waters Fisheries
0	0	0	0	0	0	0	0	0	0	0	0	0	0	0	Long Line
0	0	0	0	0	0	0	0	0	0	0	0	0	0	0	Otter Trawl
0	0	0	0	0	0	0	0	0	0	0	0	0	0	0	Distant Waters Purse Seine
0	0	0	0	0	0	0	0	0	0	0	0	0	0	0	Distant Waters Floating Gill Net
0	0	0	0	0	0	0	0	0	0	0	0	0	0	0	Distant Waters Stick-Held Dip Net
0	0	0	0	0	0	0	0	0	0	0	0	0	0	0	Distant Waters Angling
0	0	0	0	0	0	0	0	0	0	0	0	0	0	0	Distant Waters Trap
0	0	0	0	0	0	0	0	0	0	0	0	0	0	0	Others
0	0	0	0	0	0	0	0	0	0	0	0	0	0	0	Off-Shore Fisheries
0	0	0	0	0	0	0	0	0	0	0	0	0	0	0	Trawl Large(One Boat)
0	0	0	0	0	0	0	0	0	0	0	0	0	0	0	Trawl Large(Two Boat)
0	0	0	0	0	0	0	0	0	0	0	0	0	0	0	Eastern Sea Danish Seinel
0	0	0	0	0	0	0	0	0	0	0	0	0	0	0	Trawl Medium(One Boat)
0	0	0	0	0	0	0	0	0	0	0	0	0	0	0	Trawl Medium(Two Boat)
0	0	0	0	0	0	0	0	0	0	0	0	0	0	0	Large Otter Trawl
0	0	0	0	0	0	0	0	0	0	0	0	0	0	0	Eastern Sea Trawl
0	0	0	0	0	0	0	0	0	0	0	0	0	0	0	Large Powered Purse Seines
0	0	0	0	0	0	0	0	0	0	0	0	0	0	0	Small Powered Purse Seines
0	0	0	0	0	0	0	0	0	0	0	0	0	0	0	Off-Shore Angling
0	0	0	0	0	0	0	0	0	0	0	0	0	0	0	Anchovy Drag Net
0	0	0	0	0	0	0	0	0	0	0	0	0	0	0	Off-Shore Gill Net
0	0	0	0	0	0	0	0	0	0	0	0	0	0	0	Large Stow Net
0	0	0	0	0	0	0	0	0	0	0	0	0	0	0	Off-Shore Stick-held Dip Net
0	0	0	0	0	0	0	0	0	0	0	0	0	0	0	Diving
0	0	0	0	0	0	0	0	0	0	0	0	0	0	0	Off-Shore Trap
0	0	0	0	0	0	0	0	0	0	0	0	0	0	0	Off-Shore Long Line
0	0	0	0	0	0	0	0	0	0	0	0	0	0	0	Off-Shore Long Line
644	0	592	52	0	10	0	8	2	0	1	0	1	0	0	Coastal Fisheries
144	0	129	15	0	0	0	0	0	0	0	0	0	0	0	Coastal Gill Net
14	0	14	0	0	1	0	1	0	0	0	0	0	0	0	Small Stow Net
0	0	0	0	0	0	0	0	0	0	0	0	0	0	0	Coastal Dredge Nets
10	0	9	1	0	0	0	0	0	0	0	0	0	0	0	Coastal Purse Seines
0	0	0	0	0	0	0	0	0	0	0	0	0	0	0	Coastal Long Line
51	0	49	2	0	0	0	0	0	0	0	0	0	0	0	Coastal Angling
27	0	25	2	0	0	0	0	0	0	0	0	0	0	0	Coastal Trap
20	0	20	0	0	0	0	0	0	0	0	0	0	0	0	Coastal Lift Nets
0	0	0	0	0	0	0	0	0	0	0	0	0	0	0	Coastal Beam Trawl
0	0	0	0	0	0	0	0	0	0	0	0	0	0	0	Coastal Drag Nets
301	0	277	24	0	1	0	1	0	0	0	0	0	0	0	Coastal Multi Fishery
20	0	20	0	0	6	0	5	1	0	1	0	1	0	0	Sectional Fishery(Setting)
6	0	4	2	0	0	0	0	0	0	0	0	0	0	0	Sectional Fishery(Non-Setting)
51	0	45	6	0	2	0	1	1	0	0	0	0	0	0	SetNets
0	0	0	0	0	0	0	0	0	0	0	0	0	0	0	Coastal Others
492	1	484	7	0	1	0	1	0	0	0	0	0	0	0	Culture
492	1	484	7	0	1	0	1	0	0	0	0	0	0	0	Shallow Sea Culture
38	0	33	5	0	1	0	1	0	0	0	0	0	0	0	Inland Water Fisheries
38	0	33	5	0	1	0	1	0	0	0	0	0	0	0	Inland Water Fisheries
471	0	469	2	0	0	0	0	0	0	3	0	3	0	0	Others
0	0	0	0	0	0	0	0	0	0	0	0	0	0	0	Fish Carrier
0	0	0	0	0	0	0	0	0	0	0	0	0	0	0	Patrol Boats
1	0	0	1	0	0	0	0	0	0	0	0	0	0	0	Experiment & Education Boats
470	0	469	1	0	0	0	0	0	0	3	0	3	0	0	Others

4. 2002년 업종별·톤급별 Number of Fishing Vessels by Type of Fishery, Tonnage

		무 동 력 어 선 Non-Power Vessels					동 력									
		20톤 이상					계 Total					1톤 미만 Under 1 Tons				
		소 계 Subtotal	강 선 Steel	목 선 Wooden	F.R.P	기 타 Other	소 계 Subtotal	강 선 Steel	목 선 Wooden	F.R.P	기 타 Other	소 계 Subtotal	강 선 Steel	목 선 Wooden	F.R.P	기 타 Other
총	계	1	0	1	0	0	89,327	2,920	27,153	59,240	14	30,568	72	12,246	18,243	7
원	어	0	0	0	0	0	543	542	1	0	0	0	0	0	0	0
원	어	0	0	0	0	0	210	210	0	0	0	0	0	0	0	0
원	어	0	0	0	0	0	200	199	1	0	0	0	0	0	0	0
원	어	0	0	0	0	0	28	28	0	0	0	0	0	0	0	0
원	어	0	0	0	0	0	3	3	0	0	0	0	0	0	0	0
원	어	0	0	0	0	0	5	5	0	0	0	0	0	0	0	0
원	어	0	0	0	0	0	81	81	0	0	0	0	0	0	0	0
원	어	0	0	0	0	0	7	7	0	0	0	0	0	0	0	0
원	어	0	0	0	0	0	9	9	0	0	0	0	0	0	0	0
원	어	0	0	0	0	0	4,541	1,892	983	1,665	1	0	0	0	0	0
원	어	0	0	0	0	0	53	42	1	10	0	0	0	0	0	0
원	어	0	0	0	0	0	143	141	1	1	0	0	0	0	0	0
원	어	0	0	0	0	0	7	6	1	0	0	0	0	0	0	0
원	어	0	0	0	0	0	78	52	8	18	0	0	0	0	0	0
원	어	0	0	0	0	0	18	2	4	12	0	0	0	0	0	0
원	어	0	0	0	0	0	62	62	0	0	0	0	0	0	0	0
원	어	0	0	0	0	0	34	28	3	3	0	0	0	0	0	0
원	어	0	0	0	0	0	220	219	0	1	0	0	0	0	0	0
원	어	0	0	0	0	0	96	26	39	31	0	0	0	0	0	0
원	어	0	0	0	0	0	699	128	103	468	0	0	0	0	0	0
원	어	0	0	0	0	0	539	510	14	14	1	0	0	0	0	0
원	어	0	0	0	0	0	726	181	271	274	0	0	0	0	0	0
원	어	0	0	0	0	0	466	391	13	62	0	0	0	0	0	0
원	어	0	0	0	0	0	8	2	2	4	0	0	0	0	0	0
원	어	0	0	0	0	0	213	0	19	194	0	0	0	0	0	0
원	어	0	0	0	0	0	295	69	89	137	0	0	0	0	0	0
원	어	0	0	0	0	0	76	1	59	16	0	0	0	0	0	0
원	어	0	0	0	0	0	808	32	356	420	0	0	0	0	0	0
원	어	0	0	0	0	0	59,769	108	17,987	41,662	12	17,613	5	6,821	10,780	7
원	어	0	0	0	0	0	19,736	77	6,168	13,488	3	5,477	1	2,149	3,326	1
원	어	0	0	0	0	0	396	2	121	273	0	32	0	16	16	0
원	어	0	0	0	0	0	0	0	0	0	0	0	0	0	0	0
원	어	0	0	0	0	0	463	2	122	339	0	15	0	4	11	0
원	어	0	0	0	0	0	0	0	0	0	0	0	0	0	0	0
원	어	0	0	0	0	0	4,281	1	1,627	2,653	0	1,878	0	758	1,120	0
원	어	0	0	0	0	0	7,691	4	3,048	4,636	3	1,643	1	810	832	0
원	어	0	0	0	0	0	205	0	78	127	0	58	0	35	23	0
원	어	0	0	0	0	0	445	0	91	354	0	8	0	3	5	0
원	어	0	0	0	0	0	6	0	0	6	0	2	0	0	2	0
원	어	0	0	0	0	0	24,887	12	6,115	18,755	5	7,961	2	2,885	5,069	5
원	어	0	0	0	0	0	599	4	203	392	0	206	1	58	147	0
원	어	0	0	0	0	0	499	0	131	367	1	272	0	91	180	1
원	어	0	0	0	0	0	497	6	274	217	0	49	0	10	39	0
원	어	0	0	0	0	0	64	0	9	55	0	12	0	2	10	0
원	어	0	0	0	0	0	19,092	19	6,961	12,112	0	9,521	3	4,695	4,823	0
원	어	0	0	0	0	0	19,092	19	6,961	12,112	0	9,521	3	4,695	4,823	0
원	어	0	0	0	0	0	3,882	67	542	3,273	0	2,867	60	387	2,420	0
원	어	0	0	0	0	0	3,882	67	542	3,273	0	2,867	60	387	2,420	0
원	어	1	0	1	0	0	1,500	292	679	528	1	567	4	343	220	0
원	어	0	0	0	0	0	178	100	67	11	0	0	0	0	0	0
원	어	0	0	0	0	0	166	49	2	115	0	48	0	0	48	0
원	어	0	0	0	0	0	49	26	3	20	0	2	0	1	1	0
원	어	1	0	1	0	0	1,107	117	607	382	1	517	4	342	171	0

Groups and Type of Construction Material in 2002 (Cont'd)

어 선 Power Vessels														
1 ~ 5 톤					5 ~ 10 톤					10 ~ 20 톤				
소 계 Subtotal	강 선 Steel	목 선 Wooden	F.R.P	기 타 Other	소 계 Subtotal	강 선 Steel	목 선 Wooden	F.R.P	기 타 Other	소 계 Subtotal	강 선 Steel	목 선 Wooden	F.R.P	기 타 Other
45,511	36	11,563	33,907	5	7,951	107	2287	5,557	0	1,316	169	596	551	0
0	0	0	0	0	0	0	0	0	0	0	0	0	0	0
0	0	0	0	0	0	0	0	0	0	0	0	0	0	0
0	0	0	0	0	0	0	0	0	0	0	0	0	0	0
0	0	0	0	0	0	0	0	0	0	0	0	0	0	0
0	0	0	0	0	0	0	0	0	0	0	0	0	0	0
0	0	0	0	0	0	0	0	0	0	0	0	0	0	0
0	0	0	0	0	0	0	0	0	0	0	0	0	0	0
0	0	0	0	0	0	0	0	0	0	0	0	0	0	0
0	0	0	0	0	0	0	0	0	0	0	0	0	0	0
0	0	0	0	0	0	0	0	0	0	0	0	0	0	0
223	0	23	200	0	206	13	85	108	0	1,074	152	492	430	0
0	0	0	0	0	0	0	0	0	0	0	0	0	0	0
0	0	0	0	0	0	0	0	0	0	0	0	0	0	0
0	0	0	0	0	0	0	0	0	0	0	0	0	0	0
0	0	0	0	0	0	0	0	0	0	0	0	0	0	0
0	0	0	0	0	0	0	0	0	0	0	0	0	0	0
0	0	0	0	0	0	0	0	0	0	0	0	0	0	0
0	0	0	0	0	0	0	0	0	0	0	0	0	0	0
0	0	0	0	0	0	0	0	0	0	0	0	0	0	0
0	0	0	0	0	0	0	0	0	0	0	0	0	0	0
4	0	0	4	0	7	0	1	6	0	69	11	37	21	0
0	0	0	0	0	17	0	4	13	0	178	3	63	112	0
6	0	3	3	0	2	1	0	1	0	105	96	6	3	0
0	0	0	0	0	65	12	31	22	0	261	25	144	92	0
0	0	0	0	0	3	0	0	3	0	54	1	5	48	0
0	0	0	0	0	1	0	0	1	0	3	0	2	1	0
212	0	19	193	0	1	0	0	1	0	0	0	0	0	0
0	0	0	0	0	16	0	4	12	0	49	3	20	26	0
1	0	1	0	0	21	0	10	11	0	53	1	47	5	0
0	0	0	0	0	73	0	35	38	0	302	12	168	122	0
34,879	21	9,131	25,722	5	7,176	76	1988	5,112	0	94	3	45	46	0
11,936	12	3,266	8,656	2	2,323	64	753	1,506	0	0	0	0	0	0
132	1	58	73	0	232	1	47	184	0	0	0	0	0	0
0	0	0	0	0	0	0	0	0	0	0	0	0	0	0
184	1	55	128	0	264	1	63	200	0	0	0	0	0	0
0	0	0	0	0	0	0	0	0	0	0	0	0	0	0
2,041	1	774	1,266	0	362	0	95	267	0	0	0	0	0	0
5,267	1	1,925	3,338	3	781	2	313	466	0	0	0	0	0	0
100	0	37	63	0	47	0	6	41	0	0	0	0	0	0
288	0	62	226	0	149	0	26	123	0	0	0	0	0	0
3	0	0	3	0	1	0	0	1	0	0	0	0	0	0
14,153	5	2,698	11,450	0	2,773	5	532	2,236	0	0	0	0	0	0
348	0	118	230	0	45	3	27	15	0	0	0	0	0	0
222	0	38	184	0	5	0	2	3	0	0	0	0	0	0
156	0	93	63	0	191	0	124	67	0	94	3	45	46	0
49	0	7	42	0	3	0	0	3	0	0	0	0	0	0
9,062	5	2,084	6,973	0	425	1	158	266	0	73	6	23	44	0
9,062	5	2,084	6,973	0	425	1	158	266	0	73	6	23	44	0
978	6	146	826	0	34	0	7	27	0	3	1	2	0	0
978	6	146	826	0	34	0	7	27	0	3	1	2	0	0
369	4	179	186	0	110	17	49	44	0	72	7	34	31	0
2	0	1	1	0	7	4	2	1	0	12	2	7	3	0
7	0	1	6	0	15	0	0	15	0	14	2	0	12	0
2	0	0	2	0	9	0	2	7	0	10	0	0	10	0
358	4	177	177	0	79	13	45	21	0	36	3	27	6	0

T o t a l
Distant Waters Fisheries
Long Line
Otter Trawl
Distant Waters Purse Seine
Distant Waters Floating Gill Net
Distant Waters Stick-Held Dip Net
Distant Waters Angling
Distant Waters Trap
Others
Off-Shore Fisheries
Trawl Large(One Boat)
Trawl Large(Two Boat)
Eastern Sea Danish Sein
Trawl Medium(One Boat)
Trawl Medium(Two Boat)
Large Otter Trawl
Eastern Sea Trawl
Large Powered Purse Seines
Small Powered Purse Seines
Off-Shore Angling
Anchovy Drag Net
Off-Shore Gill Net
Large Stow Net
Off-Shore Stick-held Dip Net
Diving
Off-Shore Trap
Off-Shore Long Line
Off-Shore Long Line
Coastal Fisheries
Coastal Gill Net
Small Stow Net
Coastal Dredge Nets
Coastal Purse Seines
Coastal Long Line
Coastal Angling
Coastal Trap
Coastal Lift Nets
Coastal Beam Trawl
Coastal Drag Nets
Coastal Multi Fishery
Sectional Fishery(Setting)
Sectional Fishery(Non-Setting)
SetNets
Coastal Others
Culture
Shallow Sea Culture
Inland Water Fisheries
Inland Water Fisheries
Others
Fish Carrier
Patrol Boats
Experiment & Education Boats
Others

4. 2002년 업종별·톤급별 Number of Fishing Vessels by Type of Fishery, Tonnage

	동 력 어 Power									
	20 ~ 50 톤					50 ~ 100 톤				
	소계 Subtotal	강선 Steel	목선 Wooden	F.R.P	기타 Other	소계 Subtotal	강선 Steel	목선 Wooden	F.R.P	기타 Other
총 계	1,689	444	410	833	2	1,271	1,075	49	147	0
원양어업	0	0	0	0	0	21	21	0	0	0
원양연승	0	0	0	0	0	0	0	0	0	0
원양트롤	0	0	0	0	0	17	17	0	0	0
원양선망	0	0	0	0	0	0	0	0	0	0
원양, 유자망	0	0	0	0	0	0	0	0	0	0
원양붕수망	0	0	0	0	0	0	0	0	0	0
원양채낚기	0	0	0	0	0	0	0	0	0	0
원양통발	0	0	0	0	0	0	0	0	0	0
기타원양어업	0	0	0	0	0	4	4	0	0	0
근해어업	1,542	398	357	786	1	1,153	988	26	139	0
대형기선저인망 (외골이)	2	0	0	2	0	47	38	1	8	0
대형기선저인망 (쌍골이)	0	0	0	0	0	55	53	1	1	0
중형기선저인망	2	1	1	0	0	5	5	0	0	0
중형기선저인망 (외골이)	27	3	8	16	0	51	49	0	2	0
중형기선저인망 (쌍골이)	16	1	3	12	0	2	1	1	0	0
대형 트롤	0	0	0	0	0	2	2	0	0	0
중형 트롤	6	0	3	3	0	28	28	0	0	0
대형선망	24	24	0	0	0	60	59	0	1	0
소형선망	15	14	1	0	0	1	1	0	0	0
근해채낚기	346	11	31	304	0	132	90	5	37	0
기선권형망	299	286	5	7	1	127	127	0	0	0
근해유자망	282	32	95	155	0	115	109	1	5	0
근해안강망	30	12	8	10	0	354	353	0	1	0
근해붕수	2	2	0	0	0	2	0	0	2	0
잠수	0	0	0	0	0	0	0	0	0	0
근해통발	78	2	51	25	0	151	63	14	74	0
근해형망	1	0	1	0	0	0	0	0	0	0
근해연승	412	10	150	252	0	21	10	3	8	0
연안어업	7	3	2	2	0	0	0	0	0	0
연안유자망	0	0	0	0	0	0	0	0	0	0
연안안강망	0	0	0	0	0	0	0	0	0	0
연안형망	0	0	0	0	0	0	0	0	0	0
연안선망	0	0	0	0	0	0	0	0	0	0
연안연승	0	0	0	0	0	0	0	0	0	0
연안채낚기	0	0	0	0	0	0	0	0	0	0
연안통발	0	0	0	0	0	0	0	0	0	0
연안들망	0	0	0	0	0	0	0	0	0	0
연안조망	0	0	0	0	0	0	0	0	0	0
연안선인망	0	0	0	0	0	0	0	0	0	0
연안복합	0	0	0	0	0	0	0	0	0	0
구획어업(정치성)	0	0	0	0	0	0	0	0	0	0
구획어업(이동성)	0	0	0	0	0	0	0	0	0	0
정치망	7	3	2	2	0	0	0	0	0	0
연안기타	0	0	0	0	0	0	0	0	0	0
양식업	11	4	1	6	0	0	0	0	0	0
천해양식	11	4	1	6	0	0	0	0	0	0
내수면어업	0	0	0	0	0	0	0	0	0	0
내수면어업	0	0	0	0	0	0	0	0	0	0
기타어업	129	39	50	39	1	97	66	23	8	0
어획물운반선	48	12	33	3	0	53	27	23	3	0
지도단속선	42	11	1	30	0	14	10	0	4	0
시찰및교습	4	4	0	0	0	3	3	0	0	0
기타	35	12	16	6	1	27	26	0	1	0

선 질 별 어 선 척 수 (계속)

Groups and Type of Construction Material in 2002(Cont'd)

선 Vessels										
100 ~ 200 톤					200톤 이상					
소 계 Subtotal	강 선 Steel	목 선 Wooden	F.R.P	기 타 Other	소 계 Subtotal	강 선 Steel	목 선 Wooden	F.R.P	기 타 Other	
422	419	1	2	0	599	598	1	0	0	T o t a l
50	50	0	0	0	472	471	1	0	0	Distant Waters Fisheries
1	1	0	0	0	209	209	0	0	0	Long Line
41	41	0	0	0	142	141	1	0	0	Otter Trawl
0	0	0	0	0	28	28	0	0	0	Distant Waters Purse Seine
3	3	0	0	0	0	0	0	0	0	Distant Waters Floating Gill Net
0	0	0	0	0	5	5	0	0	0	Distant Waters Stick-Held Dip Net
2	2	0	0	0	79	79	0	0	0	Distant Waters Angling
1	1	0	0	0	6	6	0	0	0	Distant Waters Trap
2	2	0	0	0	3	3	0	0	0	Others
317	315	0	2	0	26	26	0	0	0	Off-Shore Fisheries
4	4	0	0	0	0	0	0	0	0	Trawl Large(One Boat)
88	88	0	0	0	0	0	0	0	0	Trawl Large(Two Boat)
0	0	0	0	0	0	0	0	0	0	Eastern Sea Danish Sein
0	0	0	0	0	0	0	0	0	0	Trawl Medium(One Boat)
0	0	0	0	0	0	0	0	0	0	Trawl Medium(Two Boat)
60	60	0	0	0	0	0	0	0	0	Large Otter Trawl
0	0	0	0	0	0	0	0	0	0	Eastern Sea Trawl
110	110	0	0	0	26	26	0	0	0	Large Powered Purse Seines
0	0	0	0	0	0	0	0	0	0	Small Powered Purse Seines
26	24	0	2	0	0	0	0	0	0	Off-Shore Angling
0	0	0	0	0	0	0	0	0	0	Anchovy Drag Net
3	3	0	0	0	0	0	0	0	0	Off-Shore Gill Net
25	25	0	0	0	0	0	0	0	0	Large Stow Net
0	0	0	0	0	0	0	0	0	0	Off-Shore Stick-held Dip Net
0	0	0	0	0	0	0	0	0	0	Diving
1	1	0	0	0	0	0	0	0	0	Off-Shore Trap
0	0	0	0	0	0	0	0	0	0	Off-Shore Long Line
0	0	0	0	0	0	0	0	0	0	Off-Shore Long Line
0	0	0	0	0	0	0	0	0	0	Coastal Fisheries
0	0	0	0	0	0	0	0	0	0	Coastal Gill Net
0	0	0	0	0	0	0	0	0	0	Small Stow Net
0	0	0	0	0	0	0	0	0	0	Coastal Dredge Nets
0	0	0	0	0	0	0	0	0	0	Coastal Purse Seines
0	0	0	0	0	0	0	0	0	0	Coastal Long Line
0	0	0	0	0	0	0	0	0	0	Coastal Angling
0	0	0	0	0	0	0	0	0	0	Coastal Trap
0	0	0	0	0	0	0	0	0	0	Coastal Lift Nets
0	0	0	0	0	0	0	0	0	0	Coastal Beam Trawl
0	0	0	0	0	0	0	0	0	0	Coastal Drag Nets
0	0	0	0	0	0	0	0	0	0	Coastal Multi Fishery
0	0	0	0	0	0	0	0	0	0	Sectional Fishery(Setting)
0	0	0	0	0	0	0	0	0	0	Sectional Fishery(Non-Setting)
0	0	0	0	0	0	0	0	0	0	SetNets
0	0	0	0	0	0	0	0	0	0	Coastal Others
0	0	0	0	0	0	0	0	0	0	Culture
0	0	0	0	0	0	0	0	0	0	Shallow Sea Culture
0	0	0	0	0	0	0	0	0	0	Inland Water Fisheries
0	0	0	0	0	0	0	0	0	0	Inland Water Fisheries
55	54	1	0	0	101	101	0	0	0	Others
24	23	1	0	0	32	32	0	0	0	Fish Carrier
7	7	0	0	0	19	19	0	0	0	Patrol Boats
4	4	0	0	0	15	15	0	0	0	Experiment & Education Boats
20	20	0	0	0	35	35	0	0	0	Others

5. 선령별·톤급별·선질별 어선척수

Number of Fishing Vessels by Age Groups, Tonnage Group and Type of Construction Material

		계	5년 이하				21년 이상
		Total	Under 5 Years	6 ~ 10	11 ~ 15	16 ~ 20	21Years and Over
	1996	75,244	27,475	20,648	11,337	9,107	6,677
	1997	81,000	30,510	22,559	12,512	7,942	7,477
	1998	90,997	37,139	23,836	14,241	7,777	8,004
	1999	96,852	39,334	24,338	15,073	8,665	9,442
	2000	95,890	39,230	25,405	15,272	6,483	9,500
	2001	94,935	37,448	25,963	16,155	6,471	8,898
	2002	94,388	36,030	25,447	17,054	7,145	8,712
강 선 Steel		2,961	233	480	534	671	1,043
동력어선 Power Vessels		2,920	220	468	519	671	1,042
	0 ~ 1톤	72	34	17	15	2	4
	1 ~ 5톤	36	7	10	4	4	11
	5 ~ 10톤	107	39	56	10	0	2
	10 ~ 20톤	169	19	23	17	87	23
	20 ~ 50톤	444	18	70	95	125	136
	50 ~ 100톤	1,075	80	181	126	290	398
	100 ~ 200톤	419	15	93	91	98	122
	200톤 이상	598	8	18	161	65	346
무동력어선 Non-Power Vessels		41	13	12	15	0	1
	0 ~ 1톤	40	13	12	15	0	0
	1 ~ 5톤	1	0	0	0	0	1
	5톤 이상	0	0	0	0	0	0
목 선 Wooden		31,243	4,175	5,558	9,108	4,944	7,458
동력어선 Power Vessels		27,153	3,070	4,702	8,690	4,698	5,993
	0 ~ 1톤	12,246	2,007	2,625	3,097	1,842	2,675
	1 ~ 5톤	11,563	815	1,479	4,110	2,262	2,897
	5 ~ 10톤	2,287	212	426	1,034	377	238
	10 ~ 20톤	596	33	76	252	129	106
	20 ~ 50톤	410	3	70	183	85	69
	50 ~ 100톤	49	0	26	13	3	7
	100 ~ 200톤	1	0	0	0	0	1
	200톤 이상	1	0	0	1	0	0
무동력어선 Non-Power Vessels		4,090	1,105	856	418	246	1,465
	0 ~ 1톤	2,497	1,031	828	366	148	124
	1 ~ 5톤	1,578	72	25	49	97	1,335
	5톤 이상	15	2	3	3	1	6
F. R. P.		60,160	31,604	19,406	7,410	1,530	210
동력어선 Power Vessels		59,240	31,035	19,139	7,351	1,513	202
	0 ~ 1톤	18,243	8,966	5,690	2,671	862	54
	1 ~ 5톤	33,907	18,531	10,712	4,041	497	126
	5 ~ 10톤	5,557	2,820	2,146	463	115	13
	10 ~ 20톤	551	308	151	68	18	6
	20 ~ 50톤	833	327	394	105	4	3
	50 ~ 100톤	147	83	46	3	15	0
	100 ~ 200톤	2	0	0	0	2	0
	200톤 이상	0	0	0	0	0	0
무동력어선 Non-Power Vessels		920	569	267	59	17	8
	0 ~ 1톤	852	534	249	55	11	3
	1 ~ 5톤	66	34	17	4	6	5
	5톤 이상	2	1	1	0	0	0
기 타 Other		24	18	3	2	0	1
동력어선 Power Vessels		14	12	0	2	0	0
	0 ~ 1톤	7	7	0	0	0	0
	1 ~ 5톤	5	4	0	1	0	0
	5 ~ 10톤	0	0	0	0	0	0
	10 ~ 20톤	0	0	0	0	0	0
	20 ~ 50톤	0	0	0	0	0	0
	50 ~ 100톤	2	1	0	1	0	0
	100 ~ 200톤	0	0	0	0	0	0
	200톤 이상	0	0	0	0	0	0
무동력어선 Non-Power Vessels		10	6	3	0	0	1
	0 ~ 1톤	10	6	3	0	0	1
	1 ~ 5톤	0	0	0	0	0	0
	5톤 이상	0	0	0	0	0	0

6. 2002년 업종별·선령별 어선척수
Number of Fishing Vessels by Type of Fishery and Groups in 2002

		계	5년 이하				21년 이상
		Total	Under 5 Years	6 ~ 10	11 ~ 15	16 ~ 20	21 Years and Over
총	계 Total	94,388	36,030	25,447	17,054	7,145	8,712
원	양 어 업 Distant Waters Fisheries	543	2	4	158	62	317
원	양 연 승 Long Line	210	0	0	121	25	64
원	양 트 롤 Otter Trawl	200	1	4	19	23	153
원	양 선 망 Distant Waters Purse Seine	28	1	0	4	7	16
원	양 유 자 망 Distant Waters Floating Gill Net	3	0	0	0	0	3
원	양 봉 수 망 Distant Waters Stick-held Dip Net	5	0	0	0	0	5
원	양 채 낚 기 Distant Waters Angling	81	0	0	13	7	61
원	양 통 밭 Distant Waters Trap	7	0	0	0	0	7
기	타 원 양 어 업 Others	9	0	0	1	0	8
근	원 어 업 Off-Shore Fisheries	4,541	922	1,136	944	816	723
	대형기선저인망 (외끌이) Trawl Large(One Boat)	53	0	8	4	5	36
	대형기선저인망 (쌍끌이) Trawl Large(Two Boat)	143	11	30	37	13	52
	동해구기선저인망 Eastern Sea Danish Sein	7	1	0	0	0	6
	중형기선저인망 (외끌이) Trawl Medium(One Boat)	78	1	9	18	17	33
	중형기선저인망 (쌍끌이) Trawl Medium(Two Boat)	18	1	3	13	1	0
	대형 트 롤 Large Otter Trawl	62	2	55	3	2	0
	동해구 트 롤 Eastern Sea Trawl	34	8	2	3	9	12
	대형 선 망 Large Powered Purse Seines	220	2	8	69	47	94
	소형 선 망 Small Powered Purse Seines	96	26	20	12	23	15
	기 해 채 낚 기 Off-Shore Angling	699	151	288	93	114	53
	기 선 권 형 망 Anchovy Drag Net	539	23	69	142	198	107
	근해 유 자 망 Off-Shore Gill Net	726	154	201	172	84	115
	근해 강 망 Large Stow Net	466	70	82	41	165	108
	근해 봉 수 망 Off-Shore Stick-held Dip Net	8	4	1	1	2	0
	잠수 기 Diving	213	114	76	14	5	4
	근해 통 밭 Off-Shore Trap	295	108	76	57	29	25
	근해 형 선 망 Off-Shore Long Line	76	8	6	37	7	18
	근해 연 승 Off-Shore Long Line	808	238	202	228	95	45
면	안 어 업 Coastal Fisheries	62,870	26,852	17,544	11,072	4,095	3,307
	면 안 유 자 망 Coastal Gill Net	20,461	8,867	5,653	3,471	1,268	1,202
	면 안 안 강 망 Small Stow Net	412	151	135	51	14	61
	면 안 안 형 망 Coastal Dredge Nets	0	0	0	0	0	0
	면 안 안 선 망 Coastal Purse Seines	480	126	200	98	39	17
	면 안 안 연 승 Coastal Long Line	0	0	0	0	0	0
	면 안 채 낚 기 Coastal Angling	5,073	2,092	1,497	857	382	245
	면 안 안 통 밭 Coastal Trap	7,789	2,327	2,178	1,922	859	503
	면 안 안 들 망 Coastal Lift Nets	233	66	89	26	14	38
	면 안 안 조 망 Coastal Beam Trawl	447	10	170	209	49	9
	면 안 안 선 인 망 Coastal Drag Nets	6	5	1	0	0	0
	면 안 안 복 합 Coastas Multi Fishery	26,040	12,483	6,922	4,162	1,365	1,108
	구 획 안 업 (정치성) Sectional Fishery(Setting)	647	123	346	117	26	35
	구 획 어 업 (이동성) Sectional Fishery(Non-Setting)	627	323	234	55	11	4
정	안 치 망 SetNets	590	232	110	100	66	82
면	안 기 타 Coastal Others	65	47	9	4	2	3
양	안 식 업 Culture	19,751	5,328	5,211	4,067	1,787	3,358
천	해 양 식 Shallow Sea Culture	19,751	5,328	5,211	4,067	1,787	3,358
내	수 면 어 업 Inland Water Fisheries	4,683	2,684	1,209	484	141	165
내	수 면 어 업 Inland Water Fisheries	4,683	2,684	1,209	484	141	165
기	타 면 어 업 Others	2,000	242	343	329	244	842
	어 획 물 운 반 선 Fish Carrier	178	11	33	22	25	87
지	도 획 단 선 Patrol Boats	166	23	66	63	5	9
시	험 및 교 습 선 Experiment & Education Boats	50	9	15	11	5	10
기	타 Others	1,606	199	229	233	209	736

7. 동력어선 기관별·선질별·톤급별 어선척수

Number of Fishing Vessels by Engine Type, Type of Construction Material, and Tonnage Groups

			계	디젤기관	소구기관	가솔린기관	기타기관
			Total	Diesel Engine	Hot-bulb Engine	Gasoline Engine	Others
1996			69,206	32,013	549	6,065	30,579
1997			73,780	31,286	568	9,329	32,597
1998			82,803	32,981	123	12,044	37,655
1999			87,503	32,216	0	18,141	37,146
2000			89,294	30,914	0	21,147	37,233
2001			89,345	29,566	0	23,436	36,343
2002			89,327	28,672	0	24,918	35,737
강선	Steel		2,920	2,778	0	53	89
0	~	1톤	72	5	0	51	16
1	~	5톤	36	15	0	2	19
5	~	10톤	107	75	0	0	32
10	~	20톤	169	151	0	0	18
20	~	50톤	444	440	0	0	4
50	~	100톤	1,075	1,075	0	0	0
100	~	200톤	419	419	0	0	0
200	톤 이상		598	598	0	0	0
목선	Wooden		27,153	9,983	0	1,648	15,522
0	~	1톤	12,246	3,255	0	1,520	7,471
1	~	5톤	11,563	5,024	0	126	6,413
5	~	10톤	2,287	882	0	2	1,403
10	~	20톤	596	379	0	0	217
20	~	50톤	410	392	0	0	18
50	~	100톤	49	49	0	0	0
100	~	200톤	1	1	0	0	0
200	톤 이상		1	1	0	0	0
F. R. P.			59,240	15,907	0	23,211	20,122
0	~	1톤	18,243	1,515	0	13,994	2,734
1	~	5톤	33,907	9,459	0	9,195	15,253
5	~	10톤	5,557	3,489	0	22	2,046
10	~	20톤	551	471	0	0	80
20	~	50톤	833	824	0	0	9
50	~	100톤	147	147	0	0	0
100	~	200톤	2	2	0	0	0
200	톤 이상		0	0	0	0	0
기타	Other		14	4	0	6	4
0	~	1톤	7	0	0	5	2
1	~	5톤	5	2	0	1	2
5	~	10톤	0	0	0	0	0
10	~	20톤	0	0	0	0	0
20	~	50톤	2	2	0	0	0
50	~	100톤	0	0	0	0	0
100	~	200톤	0	0	0	0	0
200	톤 이상		0	0	0	0	0

8. 2002년 시도별·톤급별 어선세력
Fishing Fleet by Province and Tonnage Groups in 2002

		계 Total	1톤 미만 Under 1 Ton	1~5	5~10	10~20	20~30	30~50	50~100	100~200	200톤 이상 200 Ton and Over
1996		75,244	24,732	37,129	6,271	1,604	1,083	1,082	1,966	664	713
1997		81,000	31,356	36,162	6,329	1,600	1,104	1,106	2,001	642	700
1998		90,997	36,712	40,361	6,879	1,606	1,118	1,064	1,950	613	694
1999		94,852	38,067	42,884	7,019	1,579	1,112	1,026	1,872	595	698
2000		95,890	37,542	44,794	7,332	1,534	1,040	891	1,584	518	655
2001		94,935	35,013	46,424	7,662	1,416	1,006	827	1,463	490	634
2002		94,388	33,967	47,156	7,963	1,320	998	692	1,271	422	599
부 산	Busan	5,853	2,285	2,030	281	77	79	73	158	311	559
대 구	Taegu	17	17	0	0	0	0	0	0	0	0
인 천	Incheon	2,396	307	1,061	649	69	32	37	192	36	13
울 산	Ulsan	1,497	427	942	70	14	7	13	23	1	0
경 기	Gyeonggi	2,209	1,354	691	149	11	1	0	2	0	1
강 원	Gangwon	4,094	1,125	2,039	504	154	107	50	95	15	5
충 북	Chungbuk	478	473	5	0	0	0	0	0	0	0
충 남	Chungnam	6,620	2,108	3,412	895	121	48	13	21	2	0
전 북	Jeonbuk	4,844	1,460	2,510	640	116	39	23	48	7	1
전 남	Jeonnam	36,628	14,907	18,758	2,132	226	119	116	352	15	3
경 북	Gyeongbuk	4,689	1,447	2,195	563	139	112	97	113	12	11
경 남	Gyeongnam	21,714	7,504	11,905	1,226	335	259	206	253	22	4
제 주	Jeju	3,349	553	1,608	854	58	195	64	14	1	2

9. 2002년 업 종 별
Number of Fishing Equipment

	무 전 기 (SSB보이스 포함) Wireless	자이로컴파스 Gyro Compass	어군탐지기 Fish Finder	방향탐지기 Direction Finder	로 란 Rolan	레 이 다 Radar
총 원 계	17,061	2,997	6,494	2,882	2,659	4,030
원 양 어 업	741	392	531	446	380	462
원 양 트 송	244	181	205	198	177	197
원 양 트 송	288	100	178	123	98	141
원 양 유 자 망	43	26	30	27	27	26
원 양 유 수 망	3	0	3	3	2	3
원 양 유 채 망	9	5	5	5	5	5
원 양 유 통 발	139	74	97	77	65	83
원 양 통 어 업	8	6	6	6	5	6
근 타 원 어 업	7	0	7	7	1	1
대형기선저인망 (외끌이)	4,194	784	2,390	1,582	1,596	2,065
대형기선저인망 (쌍끌이)	66	13	44	28	25	33
대형기선저인망 (쌍끌이)	242	58	125	110	93	104
동해구기선저인망	6	1	5	4	2	5
중형기선저인망 (외끌이)	76	33	73	56	63	64
중형기선저인망 (쌍끌이)	17	1	10	4	10	15
대형 트 롤	89	31	60	43	34	50
동해구 트 롤	35	15	31	16	19	27
대형 선 망	334	109	133	176	127	186
소형 선 망	70	9	41	25	20	20
근해채낚기	645	142	496	284	317	373
기선채낚기	507	65	259	124	187	236
근해유자망	609	82	303	178	175	214
근해유안망	420	109	299	258	179	299
해안분수망	6	2	1	0	1	3
잠수망	71	6	15	5	1	13
근해통발망	262	36	177	133	126	169
근해통발망	69	4	32	8	31	34
연안어업	670	68	286	130	186	220
연안어업	10,906	1,612	3,320	654	526	1,232
연안유자망	4,286	805	1,596	225	269	528
연안유안망	207	12	42	18	17	30
연안형선망	0	0	0	0	0	0
연안형선망	274	15	89	19	12	23
연안형선망	0	0	0	0	0	0
연안채낚기	701	105	312	44	56	116
연안통발망	1,035	83	211	43	37	108
연안통발망	74	1	3	2	2	1
연안통발망	149	3	10	0	2	26
연안선인망	2	0	2	1	0	1
연안복합	3,843	571	997	279	123	383
구획어업(정척성)	66	3	17	15	1	13
구획어업(이동성)	34	4	10	1	2	0
정척망	231	5	30	7	5	3
연안기타	4	5	1	0	0	0
양식업	587	41	45	6	11	28
천해양식업	587	41	45	6	11	28
내수면어업	75	17	5	1	1	2
내수면어업	75	17	5	1	1	2
기타어업	558	151	203	193	145	241
어획물운반선	178	32	51	58	55	74
지도단속선	164	41	52	47	34	76
시험및교습	54	18	28	20	17	24
기타	162	60	72	68	39	67

어 로 장 비 대 수

by Type of Fishery in 2002

조 망 기	넛트홀라	해수제빙기 Sea Water Ice-Making Machine	자 동 기상묘사기 Facsimile Recorder	구명뗏목 Life-Raft	오 정 어 자동조상기 Squid Angle Reeding Machine	
Nel Zonde	Net Hauler	Machine	Recorder	Life-Raft	Reeding Machine	
769	754	138	411	2,622	4,101	T o t a l
194	166	33	216	742	83	Distant Waters Fisheries
83	71	21	89	287	2	Long Line
76	44	5	60	255	2	Otter Trawl
25	14	3	13	46	0	Distant Waters Purse Seine
0	0	0	0	3	0	Distant Waters Floating Gill Net
1	1	0	1	10	1	Distant Waters Stick-Held Dip Net
8	34	4	51	128	78	Distant Waters Angling
1	2	0	2	7	0	Distant Waters Trap
0	0	0	0	6	0	Others
318	312	92	131	1,567	2,613	Off-Shore Fisheries
20	15	11	0	28	0	Trawl Large(One Boat)
78	32	4	19	126	0	Trawl Large(Two Boat)
1	1	0	0	4	0	Eastern Sea Danish Sein
16	23	10	0	55	6	Trawl Medium(One Boat)
1	9	9	0	6	0	Trawl Medium(Two Boat)
24	14	1	9	74	0	Large Otter Trawl
5	1	0	1	23	10	Eastern Sea Trawl
51	29	12	57	174	0	Large Powered Purse Seines
4	9	0	0	14	1	Small Powered Purse Seines
12	22	3	16	360	2,366	Off-Shore Angling
6	48	3	3	173	0	Anchovy Drag Net
35	10	0	2	134	136	Off-Shore Gill Net
19	50	30	3	204	0	Large Stow Net
0	0	0	0	0	1	Off-Shore Stick-held Dip Net
0	0	0	0	0	8	Diving
5	29	2	3	108	0	Off-Shore Trap
5	6	0	0	0	0	Off-Shore Long Line
36	14	7	18	84	85	Off-Shore Long Line
213	232	7	21	17	1,370	Coastal Fisheries
131	166	3	2	5	195	Coastal Gill Net
21	0	0	0	0	0	Small Stow Net
0	0	0	0	0	0	Coastal Dredge Nets
14	6	0	0	1	19	Coastal Purse Seines
0	0	0	0	0	0	Coastal Long Line
0	4	0	17	1	729	Coastal Angling
12	2	0	0	0	8	Coastal Trap
0	0	0	0	0	0	Coastal Lift Nets
1	0	0	0	0	0	Coastal Beam Trawl
0	0	0	0	0	0	Coastal Drag Nets
16	51	4	2	8	419	Coastal Multi Fishery
2	1	0	0	0	0	Sectional Fishery(Setting)
0	1	0	0	0	0	Sectional Fishery(Non-Setting)
16	1	0	0	2	0	SetNets
0	0	0	0	0	0	Coastal Others
5	2	1	0	1	0	Culture
5	2	1	0	1	0	Shallow Sea Culture
0	0	0	0	6	6	Inland Water Fisheries
0	0	0	0	6	6	Inland Water Fisheries
39	42	5	43	289	29	Others
7	12	2	7	83	2	Fish Carrier
10	3	0	13	79	0	Patrol Boats
3	6	3	7	30	11	Experiment & Education Boats
19	21	0	16	97	16	Others

Source:Director General for Maritime Safety Management.

10. 시도별 어로장비대수 Number of Fishing Equipment by Province

		무 전 기 (SSB보이스 포함) Wireless	자이로컴파스 Gyro Compass	어군탐지기 Fish Finder	방향탐지기 Direction Finder	로 란 Rolan	레 이 다 Radar
1996		17,044	2,198	6,880	3,938	4,243	4781
1997		17,568	2,306	7,538	4,108	4,200	5235
1998		18,364	2,824	7,658	4,013	4,064	5259
1999		18,706	3,523	7,953	3,910	3,921	5170
2000		18,375	1,595	7,421	3,551	3,335	4632
2001		17,760	3,163	7,000	3,270	3,083	4404
2002		17,061	2,997	6,494	2,882	2,659	4030
부 산	Busan	1,836	710	991	890	740	948
대 구	Taegu	0	0	0	0	0	0
인 천	Incheon	1,035	91	249	193	99	211
울 산	Ulsan	126	24	54	27	30	42
경 기	Gyeonggi	143	303	55	17	7	49
강 원	Gangwon	1,860	207	1,507	270	191	250
충 북	Chungbuk	8	0	0	0	0	0
충 남	Chungnam	1,161	511	268	65	191	273
전 북	Jeonbuk	924	136	53	55	70	60
전 남	Jeonnam	3,087	318	690	320	309	742
경 북	Gyeongbuk	2,113	155	852	352	429	448
경 남	Gyeongnam	2,870	271	1,187	400	452	821
제 주	Jeju	1,898	271	588	293	141	186
		조 망 기 Net Zonde	넛트홀라 Net Hauler	해수제빙기 Sea Water Ice-Making Machine	자 동 기상묘사기 Facsimile Recorder	구명뗏목 Life-Raft	오 정 어 자동조상기 Squid Angle Reeding Machine
1996		1,432	744	87	486	4,515	4,296
1997		1,211	943	105	492	4,348	5,155
1998		1,169	936	109	491	4,204	5,149
1999		1,125	941	115	488	4,082	5,118
2000		1,001	854	99	473	3,373	4,282
2001		902	780	85	448	3,079	4,129
2002		769	754	138	411	2,622	4,101
부 산	Busan	375	305	47	328	1,336	190
대 구	Taegu	0	0	0	0	0	0
인 천	Incheon	24	9	2	9	169	7
울 산	Ulsan	6	23	1	0	42	102
경 기	Gyeonggi	6	1	1	2	2	0
강 원	Gangwon	27	151	2	35	235	1,548
충 북	Chungbuk	0	0	0	0	0	0
충 남	Chungnam	114	3	1	0	20	2
전 북	Jeonbuk	66	29	0	1	47	1
전 남	Jeonnam	38	111	65	6	168	97
경 북	Gyeongbuk	50	32	2	15	228	2,105
경 남	Gyeongnam	38	84	8	8	320	13
제 주	Jeju	25	6	9	7	55	36

1. 항만 시설 Port

구 분 Classification	항 별 Ports	계 Total	무 역 항						
			인 천 Incheon	평택 Pyeongtaek	대 산 Daesan	태 안 Taeon	보령 Boryeong	장항 Janghang	군 산 Gunsan
안벽(m) Quay		107,280	10,986	2,320	0	0	0	330	3,829
방파제(m) Break Water		53,362	2,233	240	0	0	0	0	2,385
잔교(m) Pier		123	22	8	16	1	2	1	3
물양장(m) Wharf		54,119	2,229	330	807	347	90	968	1,239
접안능력(척) Berthing Capacity		624	67	17	17	2	2	3	25
300,000 DWT		3	0	0	0	0	0	0	0
250,000 DWT		3	0	0	0	0	0	0	0
200,000 DWT		2	0	0	0	0	0	0	0
150,000 DWT		5	0	0	1	2	0	0	0
100,000 DWT		14	2	0	3	0	2	0	0
80,000 DWT		4	3	0	0	0	0	0	0
70,000 DWT		6	0	3	0	0	0	0	0
60,000 DWT		0	0	0	0	0	0	0	0
50,000 DWT		64	17	2	1	0	0	0	0
40,000 DWT		14	4	0	1	0	0	0	0
30,000 DWT		38	4	9	0	0	0	0	0
20,000 DWT		94	10	1	1	0	0	0	13
10,000 DWT		63	9	0	7	0	0	2	2
8,000 DWT		17	0	0	0	0	0	1	0
7,000 DWT		4	0	0	0	0	0	0	0
6,000 DWT		15	0	0	0	0	0	0	1
5,000 DWT		97	10	2	2	0	0	0	2
4,000 DWT		16	1	0	0	0	0	0	0
3,000 DWT		50	2	0	1	0	0	0	2
2,000 DWT		35	5	0	0	0	0	0	2
1,000 DWT		80	0	0	0	0	0	0	3

자료 : 항만국

현 황 (6-1)

Facilities

목 포 Mokpon	완 도 Wando	여 수 Yeosu	광 양 Gwangyang	제 주 Jeju	서귀포 Seogwipo	삼 천 포 Samcheonpo	통 영 Tongyeong	고 현 Gohyeon
3,230	620	1,089	13,590	2,416	0	1,765	1,076	122
0	300	2,016	0	3,240	0	910	1,477	0
21	4	8	0	0	0	2	10	0
3,330	2,182	2,334	504	754	0	1,763	2,421	192
18	4	8	63	17	0	9	7	3
0	0	0	3	0	0	0	0	0
0	0	0	2	0	0	0	0	0
0	0	0	2	0	0	0	0	0
0	0	0	0	0	0	0	0	0
0	0	0	2	0	0	2	0	0
0	0	0	0	0	0	0	0	0
0	0	0	1	0	0	0	0	0
0	0	0	0	0	0	0	0	0
0	0	0	11	0	0	1	0	0
0	0	0	1	0	0	0	0	0
2	0	0	6	0	0	0	0	0
4	1	0	6	1	0	0	0	0
4	0	0	1	1	0	1	0	0
0	0	0	1	1	0	0	0	0
0	0	0	1	0	0	0	0	0
2	0	3	0	0	0	0	1	0
1	2	2	12	3	0	2	0	1
2	0	0	1	0	0	0	0	0
1	1	0	8	7	0	0	0	0
2	0	2	1	0	0	0	0	0
0	0	1	4	4	0	3	6	2

Source : Port & Harbours Bureau

1. 항만 시설 Port

항 별 Ports 구 분 Classification	무 역 항						
	옥 포 Okpo	거 제 Geoje	마 산 Masan	진 해 Jinhae	부 산 Busan	울 산 Ulsan	포 항 Pohang
안 벽(m) Quay	100	0	4,604	1,293	21,852	15,281	9,434
방 파 제(m) Break Water	1,385	226	0	122	3,919	4,438	4,686
잔 교(m) Pier	0	4	6	0	3	0	0
물 양 장(m) Wharf	0	1,151	1,749	123	9,189	111	2,414
접안능력(척) Berthing Capacity	1	0	27	9	113	86	44
300,000 DWT	0	0	0	0	0	0	0
250,000 DWT	0	0	0	0	0	0	1
200,000 DWT	0	0	0	0	0	0	0
150,000 DWT	0	0	0	0	0	1	1
100,000 DWT	0	0	0	0	0	0	3
80,000 DWT	0	0	0	0	0	1	0
70,000 DWT	0	0	0	0	0	2	0
60,000 DWT	0	0	0	0	0	0	0
50,000 DWT	0	0	0	0	19	2	1
40,000 DWT	0	0	0	0	0	8	0
30,000 DWT	0	0	0	0	2	8	7
20,000 DWT	0	0	16	4	11	17	4
10,000 DWT	0	0	0	0	14	8	8
8,000 DWT	0	0	3	0	10	0	0
7,000 DWT	0	0	0	0	3	0	0
6,000 DWT	1	0	1	0	3	1	0
5,000 DWT	0	0	1	0	25	12	10
4,000 DWT	0	0	0	0	2	10	0
3,000 DWT	0	0	3	0	7	5	2
2,000 DWT	0	0	0	0	5	2	7
1,000 DWT	0	0	3	5	12	9	0

자료 : 항만국

현 황 (6-3)
Facilities

					연 안 황			
삼 척 Samcheck	동 해 Donghae	목 호 Mukho	옥 계 Okgye	속 초 Sokcho	연 평 도 Yeonpyeongdo	대 천 Dacheon	비 인 Biin	대 흑 산 도 Daeheuksando
776	3,412	1,141	940	1,457	0	0	0	330
999	2,110	1,465	2,003	1,361	1,087	1,220	427	1,388
0	1	0	1	0	0	2	0	2
1,258	0	925	0	2,007	265	1,180	244	1,269
7	15	6	5	7	0	0	0	0
0	0	0	0	0	0	0	0	0
0	0	0	0	0	0	0	0	0
0	0	0	0	0	0	0	0	0
0	0	0	0	0	0	0	0	0
0	0	0	0	0	0	0	0	0
0	0	0	0	0	0	0	0	0
0	0	0	0	0	0	0	0	0
0	0	0	0	0	0	0	0	0
0	0	0	0	0	0	0	0	0
0	9	0	1	0	0	0	0	0
0	0	0	0	0	0	0	0	0
0	0	0	0	0	0	0	0	0
0	3	0	1	1	0	0	0	0
0	1	2	2	0	0	0	0	0
1	0	0	0	0	0	0	0	0
0	0	0	0	0	0	0	0	0
0	0	2	0	0	0	0	0	0
3	0	1	1	2	0	0	0	0
0	0	0	0	0	0	0	0	0
0	2	1	0	2	0	0	0	0
0	0	0	0	0	0	0	0	0
3	0	0	0	2	0	0	0	0

Source : Port & Harbours Bureau

1. 항만 시설

Port

구분 Classification	항별 Ports	무역항						
		옥포 Okpo	거제 Geoje	마산 Masan	진해 Jinhae	부산 Busan	울산 Ulsan	포항 Pohang
상옥 Shed	동수 Number	0	0	0	0	13	0	0
	면적(㎡) Area	0	0	0	0	71,911	0	0
	수용능력(ton) Capacity	0	0	0	0	2,044,008	0	0
일반창고 Ware house	동수 Number	0	0	2	1	1	1	9
	면적(㎡) Area	0	0	10,176	6,881	5,500	4,000	19,474
	수용능력(ton) Capacity	0	0	28,950	20,000	18,888	12,000	49,000
야적장 Open storage yard	면적(㎡) Area	0	10,920	730,057	137,000	1,949,722	377,453	1,649,226
	수용능력(ton) Capacity	0	32,760	2,190,171	411,000	4,329,740	1,411,773	2,267,011
예선 Tug boat	척수 Number	0	0	6	0	22	26	7
	마력 Hp	0	0	15,690	0	51,580	71,810	19,800
예선 Patrol boat	척수 Number	0	1	1	0	3	2	1
	톤수 Gv/vT	0	18	39	0	96	57	35
기중기선 Crane boat	척수 Number	0	0	0	0	0	0	0
	톤수 Gv/vT	0	0	0	0	0	0	0

1. 항만 시설 Port

항 별 Ports 구 분 Classification	연 안 항					
	녹 동 신 Nokdongsin	나 로 도 Narodo	거 문 도 Geomundo	한 림 Hanlin	화 순 Hwasun	성 산 포 Seongsanpo
안 벽(m) Quay	535	0	330	785	272	690
방 파 제(m) Break Water	0	624	1,915	2,418	911	2,144
간 교(m) Pier	2	2	2	0	0	0
물 양 장(m) Wharf	834	513	941	955	100	707
접안능력(척) Berthing Capacity	0	0	3	9	2	7
300,000 DWT	0	0	0	0	0	0
250,000 DWT	0	0	0	0	0	0
200,000 DWT	0	0	0	0	0	0
150,000 DWT	0	0	0	0	0	0
100,000 DWT	0	0	0	0	0	0
80,000 DWT	0	0	0	0	0	0
70,000 DWT	0	0	0	0	0	0
60,000 DWT	0	0	0	0	0	0
50,000 DWT	0	0	0	0	0	0
40,000 DWT	0	0	0	0	0	0
30,000 DWT	0	0	0	0	0	0
20,000 DWT	0	0	0	0	0	0
10,000 DWT	0	0	1	0	0	0
8,000 DWT	0	0	0	0	0	0
7,000 DWT	0	0	0	0	0	0
6,000 DWT	0	0	0	0	0	0
5,000 DWT	0	0	0	0	1	2
4,000 DWT	0	0	0	0	0	0
3,000 DWT	0	0	0	0	1	0
2,000 DWT	0	0	2	2	0	4
1,000 DWT	0	0	0	7	0	1

자료 : 항만국

현황 (6-5)
Facilities

부 산 남 South Busan	구룡포 Guryongpo	월포 Wolpo	후포 Hupo	울릉 Ulleung	주문진 Jumunjin	예월 Aewol	홍도 Hong-do	용기포 Yonggipo	신마 Shirma	팽목 Paengmok	추자 Chuja	화흥포 Hwahungpo
0	1,496	0	470	110	105	494	0	0	0	0	0	0
558	1,065	157	1,280	835	920	740	18	0	0	0	140	0
0	0	0	0	0	0	0	0	0	0	0	0	0
4,294	895	250	925	161	1,018	342	120	0	0	0	689	0
0	13	0	2	1	1	4	0	0	0	0	0	0
0	0	0	0	0	0	0	0	0	0	0	0	0
0	0	0	0	0	0	0	0	0	0	0	0	0
0	0	0	0	0	0	0	0	0	0	0	0	0
0	0	0	0	0	0	0	0	0	0	0	0	0
0	0	0	0	0	0	0	0	0	0	0	0	0
0	0	0	0	0	0	0	0	0	0	0	0	0
0	0	0	0	0	0	0	0	0	0	0	0	0
0	0	0	0	0	0	0	0	0	0	0	0	0
0	0	0	0	0	0	0	0	0	0	0	0	0
0	0	0	0	0	0	0	0	0	0	0	0	0
0	0	0	0	0	0	0	0	0	0	0	0	0
0	0	0	0	0	0	0	0	0	0	0	0	0
0	0	0	0	0	0	0	0	0	0	0	0	0
0	0	0	0	0	0	0	0	0	0	0	0	0
0	0	0	0	0	0	0	0	0	0	0	0	0
0	0	0	0	0	0	0	0	0	0	0	0	0
0	0	0	0	0	0	0	0	0	0	0	0	0
0	0	0	0	0	0	0	0	0	0	0	0	0
0	2	0	2	0	1	0	0	0	0	0	0	0
0	0	0	0	1	0	0	0	0	0	0	0	0
0	11	0	0	0	0	4	0	0	0	0	0	0

Source : Port & Harbours Bureau

1. 항만 시설 Port

구분 Classification	항별 Ports	연안항					
		녹동신 Nokdongsin	나로도 Narodo	거문도 Geomundo	한림 Hanlim	화순 Hwasun	성산포 Seongsanpo
상옥 Shed	동수 Number	0	0	0	0	0	0
	면적(㎡) Area	0	0	0	0	0	0
	수용능력(ton) Capacity	0	0	0	0	0	0
일반창고 Ware house	동수 Number	0	0	0	0	0	0
	면적(㎡) Area	0	0	0	0	0	0
	수용능력(ton) Capacity	0	0	0	0	0	0
야적장 Open storage yard	면적(㎡) Area	0	0	0	38,948	5,352	74,292
	수용능력(ton) Capacity	0	0	0	62,070	10,704	148,584
예선 Tug boat	척수 Number	0	0	0	0	0	0
	마력 Hp	0	0	0	0	0	0
예선 Patrol boat	척수 Number	0	0	0	0	0	0
	톤수 Gv/vT	0	0	0	0	0	0
기중기선 Crane boat	척수 Number	0	0	0	0	0	0
	톤수 Gv/vT	0	0	0	0	0	0

현 황 (6-6)
Facilities

부 산 남 South Busan	구 룡 포 Guryongpo	월 포 Wolpo	후 포 Hupo	울 룡 Ulleung	주 문 진 Jumunjin	애 월 Aewol	홍 도 Hong-do	용 기 포 Yonggipo	신 마 Shinma	팽 목 Paengmok	추 자 Chuja	화 흥 포 Hwahungpo
0	0	0	0	0	0	0	0	0	0	0	0	0
0	0	0	0	0	0	0	0	0	0	0	0	0
0	0	0	0	0	0	0	0	0	0	0	0	0
0	0	0	0	0	0	0	0	0	0	0	0	0
0	0	0	0	0	0	0	0	0	0	0	0	0
0	0	0	0	0	0	0	0	0	0	0	0	0
0	55,869	0	53,504	3,980	0	14,821	0	0	0	0	0	0
0	117,000	0	112,000	8,000	0	29,642	0	0	0	0	0	0
0	0	0	0	0	0	0	0	0	0	0	0	0
0	0	0	0	0	0	0	0	0	0	0	0	0
1	0	0	0	0	0	0	0	0	0	0	0	0
22	0	0	0	0	0	0	0	0	0	0	0	0
0	0	0	0	0	0	0	0	0	0	0	0	0
0	0	0	0	0	0	0	0	0	0	0	0	0

2. 항만 하역 능력 현황 (2-1)

Port Cargo Handling Capacity

Unit : 1,000 ton

단위:1,000톤

연도 Years							
항별 Ports	1996	1997	1998	1999	2000	2001	2002
합계 Total	295,257	357,351	416,254	417,561	430,437	469,585	486,510
무역항계 Sub Total	288,441	350,316	409,205	410,135	422,642	461,652	478,049
인천 Incheon	45,275	47,971	56,730	56,590	56,820	61,515	62,075
평택 Pyeongtaek	1,368	3,374	6,951	6,951	6,951	9,811	9,558
대산 Daesan	5,649	141	4,987	4,987	4,987	4,987	5,419
태안 Tae'an	0	5,508	5,483	5,483	5,491	5,491	11,539
보령 Boryeong	9,715	9,715	10,682	10,682	10,662	10,662	10,680
장항 Janghang	663	663	1,068	1,068	1,068	1,486	1,486
군산 Gunsan	3,602	8,526	7,596	7,596	13,869	11,717	12,645
목포 Mokpo	3,226	3,226	6,271	6,271	6,271	7,011	7,011
완도 Wando	763	763	817	817	817	817	817
여수 Yeosu	2,663	2,663	2,952	3,016	3,016	3,016	3,016
광양 Gwangyang	51,369	66,598	71,865	73,805	74,277	89,424	90,769
제주 Jeju	1,842	1,842	3,155	3,589	3,589	3,258	3,258
서귀포 Seogwipo	716	716	1,359	1,359	1,359	728	728
삼천포 Samcheonpo	6,046	6,178	13,581	13,581	19,168	19,168	19,168
통영 Tongyeong	359	402	172	172	620	620	620
고현 Gohyeon	531	531	901	901	856	856	856
옥포 Okpo	389	389	454	454	454	454	454
거제 Geoje	194	194	76	76	76	76	76
마산 Masan	8,340	9,096	14,268	14,233	14,229	13,618	13,651
진해 Jinhae	1,039	1,039	1,869	1,869	1,869	1,869	1,869
부산 Busan	55,892	91,046	87,774	84,764	84,475	102,375	106,363
울산 Ulsan	19,221	20,103	24,834	24,776	24,772	25,577	28,622
포항 Pohang	38,864	38,864	44,785	44,542	44,542	44,712	44,712
삼척 Samcheok	7,002	7,002	7,286	7,286	7,171	7,171	7,171
동해 Donghae	14,148	14,148	21,057	23,035	23,035	23,035	23,035
묵호 Mukho	5,925	5,925	6,422	6,422	6,388	6,388	6,388
옥계 Okgye	2,797	2,797	4,914	4,914	4,914	4,914	4,914
속초 Sokcho	843	896	896	896	896	896	1,149

자료 : 항만국

Source : Port & Harbours Bureau

2. 항만 하역 능력 현황 (2-2) Port Cargo Handling Capacity

단위: 1,000톤

Unit : 1,000 ton

연도 Years 항별 Ports	1996	1997	1998	1999	2000	2001	2002
연안항 계 Sub Total	6,816	7,035	7,049	7,426	7,795	7,933	8,461
연 평 도 Yeonpyeongdo	-	-	0	0	-	-	-
대 천 Daecheon	188	220	220	220	332	332	332
비 인 Biin	-	-	0	0	18	18	18
대 흑 산 도 Daeheuksando	396	484	484	484	589	589	589
녹 동 신 Nokdongsin	334	334	334	334	334	334	822
나 로 도 Narodo	103	103	103	103	103	103	145
거 문 도 Geomundo	188	188	188	188	188	188	186
한 림 Hanlim	803	822	822	822	822	822	822
화 순 Hwasun	144	144	144	144	282	282	282
성 산 포 Seongsanpo	920	920	920	920	920	920	920
부 산 남 South Busan	1,116	1,116	1,116	1,116	1,116	1,116	1,116
구 룡 포 Guryongpo	1,167	1,167	1,167	1,167	1,251	1,251	1,251
월 포 Wolpo	50	50	50	50	50	50	50
후 포 Hupo	676	695	695	695	695	695	695
울 룡 Ulleung	148	148	148	148	148	148	148
주 문 진 Jumunjin	515	515	515	515	515	515	515
홍 도 Hong-do	-	48	48	48	48	48	48
에 월 Aewol	68	81	95	472	384	384	384
용 기 포 Yonggipo	-	-	-	-	-	-	-
신 마 Shinma	-	-	-	-	-	-	-
괭 목 Paemok	-	-	-	-	-	-	-
추 자 Chuja	-	-	-	-	-	138	138
화 흥 포 Hwahungpo	0	0	0	0	0	0	-

3. 공유수면매립 기본계획 및 매립현황 Reclamation Master Plan

1) 기본계획 현황(제1차)

단위: kor

구 분 Classification		고 시 일 Proclamation date	고 시 번 호 Proclamation number	증감지구수 Addition and Reduction Number	증 감 면 적 Addition and Reduction Number
국가	최초변경	91-02-04	건설부고시제52호	241	375.380
	1차변경	91-08-03	건설부고시제434호	2	13.212
	2차변경	92-03-19	건설부고시제1992-101호	33	415.790
	3차변경	92-08-18	건설부고시제1992-451호	46	20.313
	4차변경	93-10-13	건설부고시제1993-395호	47	102.548
	5차변경	94-12-14	건설부고시제1994-492호	20	20.459
	6차변경	95-06-30	건설교통부고시제1995-224호	6	3.192
	7차변경	95-12-30	건설교통부고시제1995-422호	7	1.430
	8차변경	96-07-05	해양수산부고시제1998-217호	2	0.058
	9차변경	96-08-03	해운항만청고시제1996-31호	5	1.836
	10차변경	97-02-10	해양수산부고시제1997-14호	11	1.180
	11차변경	97-08-05	해양수산부고시제1997-74호	2	0.594
	12차변경	98-02-14	해양수산부고시제1998-8호	2	1.008
	13차변경	98-12-10	해양수산부고시제1998-80호	5	0.614
	14차변경	99-08-05	해양수산부고시제1999-62호	3	0.040
	15차변경	00-06-29	해양수산부고시제2000-34호	1	0.531
	16차변경	00-08-03	해양수산부고시제2000-55호	1	0.007
	17차변경	00-10-02	해양수산부고시제2000-65호	2	0.178
18차변경	01-02-17	해양수산부고시제2001-11호	1	0.014	
18차변경	01-02-17	해양수산부고시제2001-11호	1	0.014	
지자체	1차변경	98-04-28	부산광역시고시제1998-115호	1	0.002
	2차변경	99-08-07	부산광역시고시제1999-185호	0	-0.273
	1차변경	97-07-31	인천광역시고시제1997-180호	0	0.286
	2차변경	98-01-08	인천광역시고시제1998-5호	1	0.165
	3차변경	99-01-29	인천광역시고시제1999-93호	0	-2.300
	1차변경	96-08-16	경기도고시제1996-210호	1	0.000
	1차변경	98-03-17	강원도고시제1998-50호	1	0.014
	1차변경	98-10-14	충청남도고시제1998-160호	6	0.098
	1차변경	96-07-29	전라북도고시제1996-234호	3	0.943
	2차변경	99-07-31	전라북도고시제1999-359호	1	0.080
	1차변경	97-10-08	전라남도고시제276호	0	-1.998
	2차변경	99-08-03	전라남도고시제175호	0	0.499
	1차변경	96-12-31	경상남도고시제1996-265호	3	0.808
	2차변경	97-03-01	경상남도고시제1997-77호	1	3.352
	3차변경	98-11-01	경상남도고시제1998-271호	2	0.120
	4차변경	99-02-01	경상남도고시제1999-21호	1	0.002
	5차변경	99-06-01	경상남도고시제1999-114호	1	0.080
	1차변경	96-08-21	제주도고시제1996-50호	1	0.096

1) 기본계획 현황(제2차)

단위: km²

구 분 Classification		고 시 일 Proclamation date	고 시 번 호 Proclamation number	증감지구수 Addition and Reduction Number	증 감 면 적 Addition and Reduction Number
국가	1차변경	01-02-17	해양수산부고시제2001-49호	186	38.230
	2차변경	01-02-17	해양수산부고시제2002-11호	3	-0.038
	3차변경	01-02-17	해양수산부고시제2002-43호	2	0.000
	4차변경	01-02-17	해양수산부고시제2002-79호	4	0.190
	5차변경	01-02-17	해양수산부고시제2002-96호	4	0.087
	6차변경	01-02-17	해양수산부고시제2002-108호	1	0.016

2) 매립 현황 (1980년 이후)
o 지역별

단위 : Number, m²

구 분 Classification	면 허 License		준 공 Completion		시 공 중 Under Construction		실 효 Lapse	
	건 수 Number	면 적 Area	건 수 Number	면 적 Area	건 수 Number	면 적 Area	건 수 Number	면 적 Area
합계	330	1,404,917,641	178	136,550,389	146	1,059,600,707	6	755,971
부산	44	18,723,046	27	2,571,081	16	16,156,134	1	45,538
인천	30	92,967,013	17	9,375,725	12	83,222,747	1	34,740
울산	3	230,053	0	0	3	230,053	0	0
경기	18	296,994,090	9	7,732,312	9	289,012,485	0	0
강원	10	1,003,489	6	724,867	4	368,500	0	0
충남	34	208,388,331	15	87,593,225	19	117,549,021	0	0
전북	6	402,436,180	4	1,234,878	2	401,225,000	0	0
전남	68	365,869,031	24	19,575,868	43	143,645,467	1	108,873
경북	18	1,887,383	13	1,227,910	5	671,958	0	0
경남	87	15,906,509	51	6,002,211	33	7,519,342	3	566,820
제주	12	512,516	12	512,312	0	0	0	0

o 사업시행자별

단위 : Number, m²

구 분 Classification	면 허 License		준 공 Completion		시 공 중 Under Construction		실 효 Lapse	
	건 수 Number	면 적 Area	건 수 Number	면 적 Area	건 수 Number	면 적 Area	건 수 Number	면 적 Area
합계	330	1,404,917,641	178	136,550,389	146	1,059,600,707	6	755,971
국가	76	15,638,736	37	6,810,410	37	8,345,178	2	167,358
지자체	102	230,072,053	57	14,519,493	43	214,604,860	2	59,740
공공단체	59	1,050,760,702	26	93,514,940	33	750,650,934	0	0
민간인	91	108,416,910	57	21,683,451	32	85,991,488	2	528,873
교육기관	2	29,240	1	22,095	1	8,247	0	0

○ 용도별

단위 : Number, m²

구 분 Classification	면 허 License		준 공 Completion	
	건 수 Number	면 적 Area	건 수 Number	면 적 Area
합계	330	1,404,917,641	178	136,550,389
공업용지	111	305,401,607	64	38,553,215
도시용지	155	102,736,272	95	10,903,240
농업용지	26	970,736,566	7	84,639,291
발전용지	18	15,669,127	9	2,062,190
쓰레기용지	6	8,895,900	1	360,000
유보지역	3	115,553	1	28,464
기타항목	11	1,362,616	1	3,989

○ 연도별

단위 : Number, m²

구 분 Classification	면 허 License		준 공 Completion		시 공 중 Under Construction		실 효 Lapse	
	건 수 Number	면 적 Area	건 수 Number	면 적 Area	건 수 Number	면 적 Area	건 수 Number	면 적 Area
합계	330	1,404,917,641	188	137,209,188	147	1,059,693,642	6	755,971
1981	13	77,655,752	7	76,720,998	6	518,694	0	0
1982	8	31,636,109	5	9,873,820	3	21,762,399	0	0
1983	11	4,435,959	8	3,786,037	3	426,000	0	0
1984	7	5,897,544	7	5,731,880	0	0	0	0
1985	15	54,320,685	8	3,785,022	6	50,090,869	0	0
1986	16	8,169,754	15	7,912,898	1	275,218	1	420,000
1987	16	346,174,233	12	6,240,513	4	211,537,155	0	0
1988	15	4,128,577	13	4,025,009	2	65,000	0	0
1989	11	84,765,049	8	3,431,519	3	7,125,000	0	0
1990	32	59,988,161	19	2,530,643	13	57,461,616	0	0
1991	37	556,319,164	19	3,502,651	18	550,000,332	0	0
1992	20	68,520,440	11	2,963,057	9	65,178,238	0	0
1993	11	2,328,128	5	916,979	6	1,407,408	0	0
1994	31	25,982,813	15	2,234,865	14	22,307,233	0	0
1995	15	8,430,456	9	966,373	6	7,459,808	0	0
1996	9	7,319,215	2	763,209	6	6,443,601	1	25,000
1997	13	2,118,388	8	127,874	5	1,995,052	0	0
1998	8	44,392,756	1	28,464	6	44,329,552	0	0
1999	3	756,665	0	0	3	756,665	1	108,873
2000	6	549,820	1	7,600	5	473,356	2	156,560
2001	12	496,061	10	658,798	11	450,523	1	45,538
2002	15	1,645,012	2	102,979	14	1,641,023	0	0

4. 준 설 현 황

Dredging

구 분 항만 Port	개 소 Number	준설량 (m ³) Volume (m ³)	준설면적 (m ²) Area (m ²)	수 심 (-m) Depth (-m)	투자금액 (천원) Investment (1,000won)
합계	38	24,025,680	5,757,015		152,289,183
부산	6	6,189,921	1,147,280	2-15	28,087,000
인천	5	4,734,915	723,400	3.7-11.8	22,183,999
평택	2	2,842,558	763,024	5.5-15.0	15,071,810
군산	13	2,910,370	1,347,660	(+)-0.5-13	23,456,000
완도	1	74,386	55,030	3.0	1,729,035
광양	3	6,930,686	1,368,722	7-15	55,361,930
포항	1	23,978	27,088	5.3-11	686,864
마산	1	21,300	29,700	11	428,870
삼천포	2	88,900	56,100	4-9	1,541,689
진해	2	24,300	11,200	11	434,158
고현	1	600	1,040	4.5	10,308
울산	1	183,766	226,771	13	3,297,520

5. 항 만 현 황 Ports

구 분	종 별	항 수	항 명	관 리 청
총 계		473		
지정항만	소 계	51		
	무역항	28	부산항, 인천항, 평택항, 마산항, 통영항, 삼천포항, 장승포항, 진해항, 옥포항, 고현항, 동해항, 묵호항, 속초항, 삼척항, 옥계항, 울산항, 군산항, 장항항, 보령항, 대산항, 태안항, 묵포항, 완도항, 여수항, 광양항, 포항항, 제주항, 서귀포항.	지방해양수산청장
	연안항	23	부산남항, 연평도항, 용기포항, 주문진항, 대천항, 거문도항, 나로도항, 대흑산도항, 흥도항, 팽목항, 신마항, 구룡포항, 월포항, 후포항, 울릉항, 한림항, 화순항, 성산포항, 애월항, 추자항, 녹동신항, 비안항, 화홍포항.	항만건설 : 지방해양수산청장 항만운영 : 시, 도지사
어 항	소 계	422		
	국가어항	105	다대포, 대변, 정자, 방어진, 대진, 거진, 아야진, 대포, 수산, 남애, 사천진, 안목, 금진, 덕산, 장호, 임원, 공촌, 공현진, 삼길포, 남당, 모항, 안흥, 오천, 흥원, 격포, 구시포, 계마, 전장포, 수품, 서망, 어란진, 마량, 녹동, 풍남, 내밭, 회진, 여호, 국동, 돌산, 죽변, 오산, 사동, 구산, 대진, 축산, 강구, 구계, 대보, 양포, 감포, 읍천, 외포, 능포, 구조라, 대대대포, 동암, 원진, 대포, 광암, 맥전포, 삼덕, 물건, 미조, 지세포, 김녕, 도두, 모슬포, 위미, 하효, 어유정, 선진포, 장북, 덕적도, 울도, 외연도, 어청도, 연도, 말도, 위도, 안마, 원평, 소흑산도, 우이도, 도장, 서거차, 특암, 사동, 소안, 청산도, 보옥, 여서, 시산, 남도, 안도, 초도, 현포, 저동, 남양, 호두, 능양, 신수, 옥지, 매물도, 신양	해양수산부장관
	지방어항	317	진정, 우동, 청사포, 민락, 대항, 천성, 놀차, 칠암, 화리, 동백, 이동, 월내, 신암, 두호, 세어도, 영중, 광명, 대무의, 소무의, 덕교, 울왕, 선두, 초지, 장곳, 주문, 아차, 불음, 후포, 장포, 모도, 진리, 서포, 백아, 지도, 중화, 장촌, 사탄, 옥죽포, 예동, 답동, 아진포, 진두, 선재, 뱃말소, 연평, 자월, 만호, 권관, 주곡, 장덕, 용두, 풍도, 가진, 오호, 문암(1), 문암(2), 교암, 천진, 봉포, 물치, 동산, 우암진, 영진, 초곡, 신남, 호산, 송석, 월하성, 간월도, 우창포, 녹도, 호도, 고대도, 삼시도, 장고도, 효자도, 원산도, 백사장, 방포, 동대포, 마검포, 학암포, 천리포, 만리포, 어운들, 룡개, 개야도, 비안도, 선유, 하제, 비웅도, 곰소, 상왕등도, 계화, 하리, 돈지, 동호, 심포, 계동, 죽포, 소울, 성두, 횡간, 우학, 심포, 함구미, 손죽, 의성, 서도, 호령, 세포, 화포, 동봉, 장수, 중봉, 잠두, 금진, 금장, 연소, 명천, 오천, 남성, 은전, 용동, 대룡, 하동, 죽도, 하반, 염포, 봉남, 대영, 덕흥, 금능, 울포, 상진, 수문, 산동, 장환, 이진목, 덕촌, 웅암, 서중, 송호, 내동, 영전, 어불, 갈두, 사구미, 구림, 송평, 징의, 우수영, 도리포, 설도, 법성, 망석, 원동, 월양, 가교, 해동, 장용, 우두, 서성, 화전, 동백, 덕우, 울포, 모서, 신흥, 진산, 미라, 동고, 방축, 이목, 벌포	시도지사

5. 항 만 현 황

Ports

구 분	종 별	항 수	항 명	관 리 청
			용호, 벽파, 초평, 굴포, 가학, 관호, 창유 성등포, 하태, 영산, 심리, 사리, 다수, 소우이도 화도, 수대, 재원, 검산, 송도, 가곡, 전촌 나정, 발산, 모포, 삼정, 대보, 방석, 지경 죽천, 이가리, 백석, 병곡, 부경, 경정, 노물 창포, 직상, 굴장, 기성, 천부, 태하, 통구미 나사, 주전, 당사, 신암, 비화, 우봉, 수도 신명, 와성, 용원, 옥계, 진동, 시락, 늑도 대포, 평림, 진촌, 돈지, 연화, 연대, 학림 이운, 곤리, 연명, 건유, 수월, 예포, 장작지 곡용포, 내항, 하포, 장목, 이수도, 시방, 유호 관포, 농수, 유교, 성포, 한내, 물안, 송포 하청, 도장포, 대포, 쌍근, 울포, 동호, 거제 죽림, 남포, 당항, 포교, 당동, 은점, 지족 원천, 서상, 유포, 황촌, 동갈화, 선소, 장포 당저, 적량, 냉천, 향도, 노량, 중평, 사계 표선, 신양, 가파, 대포, 귀도, 신창, 우도 조천, 세화, 종달, 화목, 강정, 하귀1리, 귀덕1리 고산, 태흥2리, 신천, 두무진	

6. 해안선 현황 Coastline

단위:km

Unit:km

구 분	합 계	육 지 부				도 서 부
		소 계	동해안(두만강하구/ 부산송도)	남해안(부산송도/ 전남해남)	서해안(전남해남/ 압록강하구)	도서지역 (3,418개)
길이 (km)	17,361	8,692	1,727	2,246	4,719	8,669

주 : 동아원색 세계대백과사전 9권 45쪽 대한민국편 참조

1. 연안의 수질 현황(15-1)

[동해]

▣거진연안(Geojin, 3 stations)

구 분 년 월	층 별 Layer	수 온 Temp. (℃)	염 분 Sal. (%)	수소이온 농 도 PH	용존 산소량 Do (mg/l)	화학적 산소요구량 COD (mg/l)	용존 무기질소 DIN (mg/l)	총 질 소 T - N (mg/l)	용존 무기인 DIP (mg/l)	총 인 T-P (mg/l)	부유물질 (PO ₄ -P) SPM (mg/l)	클로로필 Chl-a (μg/L)
1997	표층	14.30	33.73	8.16	8.18	1.110	0.000	0.064	0.000	0.011	10.2	-
1998	표층	14.20	32.26	8.00	8.08	0.830	0.000	0.093	0.000	0.013	6.6	-
1999	표층	15.20	33.12	8.07	9.44	0.990	0.000	0.099	0.000	0.014	6.2	-
2000	표층	13.00	33.25	8.10	8.76	0.880	0.000	0.070	0.000	0.011	3.5	2.29
2001	표층	15.00	33.12	8.14	8.86	0.760	0.000	0.056	0.000	0.011	2.6	1.67
2002	표층	12.50	33.22	8.31	9.62	0.640	0.172	0.467	0.017	0.043	2.1	2.55
2	표층	6.66	33.45	7.92	10.14	1.030	0.191	0.380	0.008	0.024	1.2	1.22
5	표층	12.40	33.28	9.07	10.59	0.133	0.114	0.790	0.010	0.048	1.8	4.11
8	표층	21.80	32.76	8.14	7.97	0.830	0.233	0.389	0.012	0.044	2.8	4.25
11	표층	9.20	33.38	8.11	9.77	0.550	0.151	0.307	0.037	0.057	2.6	.63

▣속초연안(Sokcho, 6 stations)

구 분 년 월	층 별 Layer	수 온 Temp. (℃)	염 분 Sal. (%)	수소이온 농 도 PH	용존 산소량 Do (mg/l)	화학적 산소요구량 COD (mg/l)	용존 무기질소 DIN (mg/l)	총 질 소 T - N (mg/l)	용존 무기인 DIP (mg/l)	총 인 T-P (mg/l)	부유물질 (PO ₄ -P) SPM (mg/l)	클로로필 Chl-a (μg/L)
1997	표층	14.70	32.99	8.39	8.60	1.470	0.000	0.103	0.000	0.024	11.2	-
1998	표층	15.10	29.76	8.14	8.79	1.370	0.000	0.188	0.000	0.014	8.9	-
1999	표층	16.00	31.71	8.11	8.81	1.420	0.000	0.142	0.000	0.016	6.2	-
2000	표층	13.80	32.43	8.15	9.20	1.090	0.000	0.121	0.000	0.020	3.7	3.13
2001	표층	15.70	32.67	8.22	9.07	1.120	0.000	0.056	0.000	0.014	2.6	2.21
2002	표층	13.70	32.77	8.28	9.87	0.850	0.183	0.446	0.015	0.057	2.4	3.71
2	표층	8.83	33.17	8.08	11.16	1.330	0.171	0.299	0.009	0.091	2.1	1.31
5	표층	12.71	32.71	8.70	9.91	0.248	0.146	0.543	0.005	0.049	2.2	3.99
8	표층	22.90	32.29	8.20	7.96	1.180	0.234	0.360	0.011	0.033	3.1	2.91
11	표층	10.30	32.90	8.14	10.45	0.640	0.181	0.582	0.035	0.054	2.0	6.64

자료 : 해양정책국

▣ 양양연안(Yangyang, 2 stations)

구 분 년 월	층 별 Layer	수 온	염 분	수소이온 농 도	용존 산소량 Do	화학적 산소요구량 COD	용존 무기질소 DIN	총 질 소 T - N	용존 무기인 DIP	총 인 T-P	부유물질 (PO ₄ -P) SPM	클로로필 Chl-a
		Temp. (℃)	Sal. (%)	PH	(mg/ℓ)	(mg/ℓ)	(mg/ℓ)	(mg/ℓ)	(mg/ℓ)	(mg/ℓ)	(mg/ℓ)	(μg/L)
1997	표층	15.00	34.01	8.19	8.26	0.770	0.000	0.054	0.000	0.007	11.4	-
1998	표층	15.90	32.61	8.02	8.25	0.750	0.000	0.092	0.000	0.009	6.2	-
1999	표층	16.50	33.24	8.10	8.58	0.650	0.000	0.067	0.000	0.008	1.9	-
2000	표층	14.90	33.58	8.12	8.24	0.850	0.000	0.083	0.000	0.011	2.9	3.77
2001	표층	16.30	33.38	8.16	8.01	0.800	0.000	0.029	0.000	0.008	1.6	1.06
2002	표층	14.50	33.62	8.27	9.40	0.720	0.150	0.644	0.016	0.063	1.9	2.50
2	표층	9.95	33.73	8.17	10.28	0.665	0.096	0.116	0.018	0.092	1.4	5.71
5	표층	12.20	33.96	8.65	9.93	0.270	0.119	1.444	0.010	0.024	2.0	2.50
8	표층	22.10	33.05	8.14	7.45	1.120	0.199	0.343	0.010	0.022	2.3	1.28
11	표층	13.70	33.73	8.13	9.95	0.840	0.187	0.671	0.027	0.115	1.7	.49

▣ 주문진연안(Jumunjin, 6 stations)

구 분 년 월	층 별 Layer	수 온	염 분	수소이온 농 도	용존 산소량 Do	화학적 산소요구량 COD	용존 무기질소 DIN	총 질 소 T - N	용존 무기인 DIP	총 인 T-P	부유물질 (PO ₄ -P) SPM	클로로필 Chl-a
		Temp. (℃)	Sal. (%)	PH	(mg/ℓ)	(mg/ℓ)	(mg/ℓ)	(mg/ℓ)	(mg/ℓ)	(mg/ℓ)	(mg/ℓ)	(μg/L)
1997	표층	14.60	33.23	8.19	7.16	1.290	0.000	0.110	0.000	0.025	12.5	-
1998	표층	14.90	31.69	7.94	7.84	1.090	0.000	0.192	0.000	0.024	9.5	-
1999	표층	16.40	32.72	8.03	7.57	1.370	0.000	0.174	0.000	0.022	5.1	-
2000	표층	14.20	33.31	8.10	8.19	0.870	0.000	0.138	0.000	0.026	3.0	2.09
2001	표층	17.40	33.24	8.18	8.93	0.830	0.000	0.094	0.000	0.027	3.1	2.33
2002	표층	14.50	33.43	8.21	8.96	0.890	0.213	0.596	0.017	0.074	1.7	1.33
2	표층	10.00	33.64	8.03	9.85	0.772	0.160	0.236	0.009	0.098	1.2	.81
5	표층	12.34	33.70	8.60	9.11	0.500	0.127	0.803	0.013	0.085	1.4	1.50
8	표층	21.90	32.79	8.14	7.66	1.390	0.310	0.592	0.009	0.052	1.8	2.37
11	표층	13.60	33.57	8.06	9.23	0.880	0.253	0.752	0.035	0.062	2.2	.63

1. 연안의 수질 현황 (15-2)

▣강릉연안(Gangneung, 5 stations)

구 분 년 월	층 별 Layer	수 온	염 분	수소이온 농 도	용존 산소량 Do	화학적 산소요구량 COD	용존 무기질소 DIN	총 질 소 T - N	용존 무기인 DIP	총 인 T-P	부유물질 (PO ₄ -P) SPM	클로로필 Chl-a
		Temp. (℃)	Sal. (%)	PH	(mg/ℓ)	(mg/ℓ)	(mg/ℓ)	(mg/ℓ)	(mg/ℓ)	(mg/ℓ)	(mg/ℓ)	(μg/L)
1997	표층	15.30	33.56	8.20	7.95	0.790	0.000	0.076	0.000	0.009	12.1	-
1998	표층	14.70	30.80	8.01	8.07	0.770	0.000	0.158	0.000	0.011	10.7	-
1999	표층	16.30	32.23	8.14	8.93	0.810	0.000	0.097	0.000	0.010	2.9	-
2000	표층	13.80	33.69	8.12	8.59	0.780	0.000	0.099	0.000	0.012	2.1	3.00
2001	표층	16.40	33.23	8.14	8.41	0.830	0.000	0.075	0.000	0.012	2.5	.94
2002	표층	14.20	33.29	8.13	9.35	1.010	0.188	0.640	0.014	0.064	1.9	1.70
2	표층	10.24	33.59	8.14	10.00	1.058	0.192	0.263	0.002	0.065	1.3	1.55
5	표층	12.68	33.59	8.06	10.08	0.742	0.088	1.101	0.007	0.062	2.4	2.27
8	표층	19.70	32.27	8.11	7.72	1.360	0.277	0.660	0.010	0.032	1.7	2.44
11	표층	14.00	33.69	8.19	9.58	0.880	0.196	0.534	0.036	0.096	2.1	.54

▣동해연안(Donghea, 6 stations)

구 분 년 월	층 별 Layer	수 온	염 분	수소이온 농 도	용존 산소량 Do	화학적 산소요구량 COD	용존 무기질소 DIN	총 질 소 T - N	용존 무기인 DIP	총 인 T-P	부유물질 (PO ₄ -P) SPM	클로로필 Chl-a
		Temp. (℃)	Sal. (%)	PH	(mg/ℓ)	(mg/ℓ)	(mg/ℓ)	(mg/ℓ)	(mg/ℓ)	(mg/ℓ)	(mg/ℓ)	(μg/L)
1997	표층	15.20	33.82	8.16	7.77	1.040	0.000	0.085	0.000	0.011	11.8	-
1998	표층	15.10	32.80	8.08	8.14	0.750	0.000	0.108	0.000	0.011	9.2	-
1999	표층	16.10	33.47	8.09	8.72	0.770	0.000	0.103	0.000	0.012	3.2	-
2000	표층	14.50	33.71	8.11	8.39	1.100	0.000	0.103	0.000	0.009	2.2	1.96
2001	표층	16.50	33.19	8.15	8.34	1.020	0.000	0.077	0.000	0.010	2.1	1.58
2002	표층	14.20	33.12	8.10	9.25	1.090	0.247	0.587	0.023	0.071	2.2	1.36
2	표층	10.46	33.74	8.05	9.91	0.930	0.249	0.434	0.014	0.098	2.8	1.35
5	표층	12.61	33.59	8.08	10.49	1.005	0.087	0.738	0.006	0.048	1.7	1.18
8	표층	20.50	31.82	8.13	7.42	1.240	0.380	0.562	0.013	0.031	1.7	2.03
11	표층	13.20	33.31	8.12	9.18	1.170	0.272	0.612	0.058	0.107	2.5	.89

▣삼척연안(Samcheok, 4 stations)

구 분 년 월	층 별 Layer	수 온	염 분	수소이온 농 도	용존 산소량	화학적 산소요구량	용존 무기질소	총 질 소	용존 무기인	총 인	부유물질 (PO ₄ -P)	클로로필
		Temp. (℃)	Sal. (%)	PH	Do (mg/l)	COD (mg/l)	DIN (mg/l)	T - N (mg/l)	DIP (mg/l)	T-P (mg/l)	SPM (mg/l)	Chl-a (μg/L)
1997	표층	15.50	33.98	8.15	7.68	0.720	0.000	0.097	0.000	0.012	10.3	-
1998	표층	14.80	32.19	8.13	8.15	0.720	0.000	0.102	0.000	0.011	9.2	-
1999	표층	16.20	33.28	8.07	8.68	0.890	0.000	0.096	0.000	0.011	2.9	-
2000	표층	14.70	33.55	8.04	8.50	0.830	0.000	0.109	0.000	0.009	2.1	3.00
2001	표층	16.90	33.16	8.14	8.32	0.840	0.000	0.076	0.000	0.007	1.9	.57
2002	표층	14.00	32.72	8.11	8.89	0.990	0.277	0.420	0.017	0.071	1.6	1.27
2	표층	10.47	33.80	8.12	9.66	1.348	0.215	0.317	0.016	0.100	0.8	.78
5	표층	11.52	31.67	8.00	9.70	0.545	0.217	0.298	0.006	0.062	1.8	1.51
8	표층	20.50	31.88	8.17	7.39	1.120	0.466	0.511	0.012	0.025	1.4	1.69
11	표층	13.50	33.50	8.15	8.78	0.930	0.209	0.554	0.033	0.098	2.3	1.09

▣죽변연안(Jukbyeon, 5 stations)

구 분 년 월	층 별 Layer	수 온	염 분	수소이온 농 도	용존 산소량	화학적 산소요구량	용존 무기질소	총 질 소	용존 무기인	총 인	부유물질 (PO ₄ -P)	클로로필
		Temp. (℃)	Sal. (%)	PH	Do (mg/l)	COD (mg/l)	DIN (mg/l)	T - N (mg/l)	DIP (mg/l)	T-P (mg/l)	SPM (mg/l)	Chl-a (μg/L)
1997	표층	15.50	33.85	8.11	7.71	1.120	0.000	0.114	0.000	0.015	12.2	-
1998	표층	15.70	33.08	8.02	7.83	0.990	0.000	0.135	0.000	0.014	10.1	-
1999	표층	17.50	33.62	8.09	8.32	1.260	0.000	0.102	0.000	0.016	3.0	-
2000	표층	15.90	33.02	8.04	8.04	0.840	0.000	0.106	0.000	0.008	2.3	4.29
2001	표층	17.70	32.72	8.04	8.37	0.980	0.000	0.079	0.000	0.007	4.2	.79
2002	표층	15.30	32.39	8.05	8.73	0.940	0.195	0.425	0.011	0.036	6.6	1.32
2	표층	11.26	33.56	8.03	8.88	0.818	0.219	0.470	0.011	0.040	2.7	1.10
5	표층	15.26	32.60	8.10	9.20	0.944	0.130	0.256	0.005	0.058	1.4	1.79
8	표층	20.80	30.72	8.02	8.59	1.250	0.256	0.500	0.006	0.010	5.7	1.94
11	표층	13.90	32.65	8.06	8.25	0.730	0.176	0.473	0.021	0.037	16.5	.45

1. 연안의 수질 현황(15-3)

▣후포연안(Hupo, 2 stations)

구 분 년 월	층 별 Layer	수 온	염 분	수소이온 농 도	용존 산소량 Do	화학적 산소요구량 COD	용존 무기질소 DIN	총 질 소	용존 무기인 DIP	총 인 T-P	부유물질 (PO ₄ -P) SPM	클로로필 Chl-a
		Temp. (℃)	Sal. (%)	PH	(mg/ℓ)	(mg/ℓ)	(mg/ℓ)	T - N (mg/ℓ)	(mg/ℓ)	(mg/ℓ)	(mg/ℓ)	(μg/L)
1997	표층	15.90	33.96	8.15	7.94	1.120	0.000	0.097	0.000	0.015	11.4	-
1998	표층	15.40	32.37	8.04	7.67	0.890	0.000	0.130	0.000	0.013	9.3	-
1999	표층	17.10	33.60	8.10	8.55	0.660	0.000	0.076	0.000	0.013	5.2	-
2000	표층	16.10	32.66	8.09	7.94	0.910	0.000	0.096	0.000	0.006	3.6	1.25
2001	표층	17.80	32.63	8.03	8.81	1.490	0.000	0.079	0.000	0.004	6.4	.69
2002	표층	15.40	31.99	7.99	8.82	0.620	0.127	0.371	0.006	0.008	10.1	1.13
2	표층	10.50	33.34	8.02	8.80	1.010	0.149	0.382	0.007	0.010	1.5	1.01
5	표층	14.95	32.71	7.88	8.97	0.395	0.045	0.315	0.001	0.003	8.4	1.29
8	표층	21.40	29.76	7.96	9.06	0.160	0.164	0.612	0.003	0.004	9.9	1.93
11	표층	14.70	32.14	8.08	8.46	0.920	0.150	0.175	0.014	0.016	20.4	.30

▣축산연안(Chuksan, 6 stations)

구 분 년 월	층 별 Layer	수 온	염 분	수소이온 농 도	용존 산소량 Do	화학적 산소요구량 COD	용존 무기질소 DIN	총 질 소	용존 무기인 DIP	총 인 T-P	부유물질 (PO ₄ -P) SPM	클로로필 Chl-a
		Temp. (℃)	Sal. (%)	PH	(mg/ℓ)	(mg/ℓ)	(mg/ℓ)	T - N (mg/ℓ)	(mg/ℓ)	(mg/ℓ)	(mg/ℓ)	(μg/L)
1997	표층	15.50	33.77	8.16	7.69	1.070	0.000	0.123	0.000	0.018	12.7	-
1998	표층	15.20	32.99	8.00	7.48	0.970	0.000	0.252	0.000	0.030	9.5	-
1999	표층	17.00	33.49	8.03	7.96	1.110	0.000	0.152	0.000	0.023	3.5	-
2000	표층	15.90	32.52	8.02	7.37	1.360	0.000	0.104	0.000	0.010	3.5	1.99
2001	표층	17.20	32.50	8.00	8.52	1.500	0.000	0.110	0.000	0.010	4.0	.79
2002	표층	14.90	32.07	7.99	8.74	0.560	0.135	0.367	0.012	0.015	10.3	2.85
2	표층	10.70	33.17	8.08	9.27	0.585	0.155	0.394	0.009	0.014	3.2	7.23
5	표층	14.80	32.69	7.96	8.88	0.195	0.034	0.297	0.004	0.005	10.5	1.74
8	표층	20.80	30.54	7.93	8.70	0.240	0.105	0.493	0.003	0.005	11.9	1.81
11	표층	13.40	31.86	7.99	8.11	1.210	0.244	0.284	0.031	0.035	15.4	.63

■강구연안(Ganggu, 2 stations)

구 분 년 월	층 별 Layer	수 온 Temp. (℃)	염 분 Sal. (%)	수소이온 농 도 PH	용존 산소량 Do (mg/l)	화학적 산소요구량 COD (mg/l)	용존 무기질소 DIN (mg/l)	총 질 소 T - N (mg/l)	용존 무기인 DIP (mg/l)	총 인 T-P (mg/l)	부유물질 (PO ₄ -P) SPM (mg/l)	클로로필 Chl-a (μg/L)
1997	표층	15.60	33.01	8.14	7.85	1.140	0.000	0.151	0.000	0.019	10.8	-
1998	표층	14.80	25.97	7.90	7.97	1.360	0.000	0.218	0.000	0.023	9.3	-
1999	표층	17.30	32.07	8.09	8.75	1.280	0.000	0.188	0.000	0.019	7.2	-
2000	표층	16.20	31.07	8.07	8.14	0.830	0.000	0.139	0.000	0.011	3.0	2.46
2001	표층	16.90	31.97	8.03	8.76	1.280	0.000	0.161	0.000	0.009	4.5	1.39
2002	표층	14.90	25.86	7.98	9.01	0.550	0.288	0.653	0.010	0.013	9.7	1.27
2	표층	10.45	31.75	8.07	9.28	1.215	0.233	0.608	0.006	0.010	0.8	.80
5	표층	15.95	24.05	7.94	9.12	0.430	0.314	0.607	0.004	0.006	19.4	2.36
8	표층	19.70	16.47	7.83	9.23	0.110	0.361	1.122	0.003	0.005	6.3	1.41
11	표층	13.60	31.17	8.06	8.41	0.440	0.244	0.273	0.025	0.030	12.3	.52

■월포연안(Wolpo, 5 stations)

구 분 년 월	층 별 Layer	수 온 Temp. (℃)	염 분 Sal. (%)	수소이온 농 도 PH	용존 산소량 Do (mg/l)	화학적 산소요구량 COD (mg/l)	용존 무기질소 DIN (mg/l)	총 질 소 T - N (mg/l)	용존 무기인 DIP (mg/l)	총 인 T-P (mg/l)	부유물질 (PO ₄ -P) SPM (mg/l)	클로로필 Chl-a (μg/L)
1997	표층	16.00	33.67	8.16	8.05	0.590	0.000	0.069	0.000	0.010	11.5	-
1998	표층	15.80	31.72	8.07	8.16	0.780	0.000	0.113	0.000	0.011	9.0	-
1999	표층	17.60	33.62	8.14	8.72	0.330	0.000	0.059	0.000	0.008	2.2	-
2000	표층	16.20	32.62	8.02	8.25	0.810	0.000	0.089	0.000	0.006	3.5	1.68
2001	표층	17.00	32.78	8.06	8.82	1.290	0.000	0.073	0.000	0.004	6.1	.66
2002	표층	15.40	32.04	8.02	8.94	0.890	0.118	0.308	0.004	0.007	5.2	1.89
2	표층	10.50	33.49	8.11	9.10	0.860	0.173	0.340	0.008	0.010	1.2	1.96
5	표층	15.90	32.97	7.97	9.57	0.130	0.077	0.366	0.001	0.003	4.2	2.08
8	표층	21.20	30.02	7.88	8.71	1.970	0.059	0.325	0.002	0.003	1.8	.83
11	표층	14.10	31.67	8.10	8.37	0.610	0.163	0.201	0.005	0.010	13.6	2.67

1. 연안의 수질 현황(15-4)

▣영일안(Yeongil, 14 stations)

구 분 년 월	층 별 Layer	수 온	염 분	수소이온 농 도	용존 산소량 Do	화학적 산소요구량 COD	용존 무기질소 DIN	총 질 소 T - N	용존 무기인 DIP	총 인 T-P	부유물질 (PO ₄ -P) SPM	클로로필 Chl-a
		Temp. (℃)	Sal. (%)	PH	(mg/l)	(mg/l)	(mg/l)	(mg/l)	(mg/l)	(mg/l)	(mg/l)	(μg/L)
1997	표층	16.00	32.59	8.13	8.36	1.030	0.000	0.111	0.000	0.010	12.0	-
1998	표층	16.30	31.61	8.06	8.05	1.090	0.000	0.177	0.000	0.013	9.3	-
1999	표층	17.20	32.23	8.20	8.47	1.320	0.000	0.162	0.000	0.011	4.3	-
2000	표층	15.50	31.25	8.10	8.38	1.310	0.000	0.166	0.000	0.009	4.8	4.71
2001	표층	15.70	32.65	8.08	9.25	1.330	0.000	0.174	0.000	0.008	4.3	.96
2002	표층	15.80	30.27	7.97	9.27	1.090	0.204	0.469	0.005	0.008	10.1	9.40
2	표층	10.34	32.77	8.05	9.77	0.571	0.150	0.410	0.003	0.007	4.3	1.29
5	표층	16.44	31.97	7.95	9.39	0.704	0.078	0.480	0.002	0.005	9.3	6.95
8	표층	23.00	24.57	7.84	9.53	2.140	0.446	0.697	0.003	0.006	13.6	28.17
11	표층	13.60	31.75	8.03	8.38	0.940	0.140	0.290	0.010	0.015	12.9	1.17

▣구룡포연안(Guryongpo, 4 stations)

구 분 년 월	층 별 Layer	수 온	염 분	수소이온 농 도	용존 산소량 Do	화학적 산소요구량 COD	용존 무기질소 DIN	총 질 소 T - N	용존 무기인 DIP	총 인 T-P	부유물질 (PO ₄ -P) SPM	클로로필 Chl-a
		Temp. (℃)	Sal. (%)	PH	(mg/l)	(mg/l)	(mg/l)	(mg/l)	(mg/l)	(mg/l)	(mg/l)	(μg/L)
1997	표층	15.90	33.51	8.14	7.73	1.090	0.000	0.083	0.000	0.013	12.2	-
1998	표층	16.30	31.55	8.03	7.54	1.060	0.000	0.169	0.000	0.016	9.1	-
1999	표층	17.00	33.20	8.09	7.75	1.060	0.000	0.111	0.000	0.018	2.6	-
2000	표층	16.20	32.36	8.05	7.74	1.130	0.000	0.096	0.000	0.013	4.1	1.70
2001	표층	17.10	32.77	8.08	8.53	1.710	0.000	0.089	0.000	0.006	6.3	1.34
2002	표층	15.80	31.04	7.97	8.66	0.700	0.193	0.468	0.006	0.010	8.9	3.14
2	표층	11.25	33.18	8.05	8.45	0.532	0.102	0.506	0.005	0.006	3.6	.71
5	표층	16.35	32.42	8.13	9.65	0.365	0.079	0.297	0.002	0.006	8.2	6.56
8	표층	21.10	26.92	7.76	8.72	1.460	0.411	0.859	0.002	0.007	7.3	4.86
11	표층	14.50	31.61	7.94	7.81	0.460	0.181	0.209	0.016	0.022	16.4	.42

Water Quality of Coasts(15-4)

■감포연안(Gampo, 3 stations)

구 분 년 월	층 별 Layer	수 온	염 분	수소이온 농 도	용존 산소량	화학적 산소요구량	용존 무기질소	총 질 소	용존 무기인	총 인	부유물질 (PO ₄ -P)	클로로필
		Temp. (℃)	Sal. (%)	PH	Do (mg/l)	COD (mg/l)	DIN (mg/l)	T - N (mg/l)	DIP (mg/l)	(mg/l)	SPM (mg/l)	Chl-a (μg/L)
1997	표층	16.10	33.53	8.15	7.61	0.960	0.000	0.083	0.000	0.014	12.5	-
1998	표층	17.00	32.53	8.05	7.39	0.890	0.000	0.130	0.000	0.015	9.6	-
1999	표층	17.10	33.28	8.11	8.10	1.310	0.000	0.092	0.000	0.017	3.5	-
2000	표층	16.40	32.64	8.11	7.78	1.000	0.000	0.071	0.000	0.010	4.3	1.44
2001	표층	16.90	32.83	8.05	8.37	1.720	0.000	0.100	0.000	0.008	5.0	1.44
2002	표층	16.60	31.17	7.96	8.65	0.580	0.163	0.413	0.007	0.010	7.3	2.70
2	표층	11.40	33.13	8.09	8.77	1.150	0.124	0.327	0.004	0.006	3.1	.50
5	표층	17.60	32.67	8.07	9.01	0.440	0.019	0.239	0.002	0.005	9.7	3.16
8	표층	21.90	27.23	7.79	8.97	0.180	0.322	0.863	0.002	0.004	11.9	3.58
11	표층	15.40	31.63	7.90	7.84	0.530	0.186	0.224	0.020	0.025	4.3	3.56

[남해]

■울산연안(Ulsan, 4 stations)

구 분 년 월	층 별 Layer	수 온	염 분	수소이온 농 도	용존 산소량	화학적 산소요구량	용존 무기질소	총 질 소	용존 무기인	총 인	부유물질 (PO ₄ -P)	클로로필
		Temp. (℃)	Sal. (%)	PH	Do (mg/l)	COD (mg/l)	DIN (mg/l)	T - N (mg/l)	DIP (mg/l)	(mg/l)	SPM (mg/l)	Chl-a (μg/L)
1997	표층	15.60	32.64	8.17	8.09	2.270	0.000	0.755	0.000	0.031	8.1	-
1998	표층	17.90	31.71	8.08	7.66	1.840	0.000	0.642	0.000	0.045	5.2	-
1999	표층	17.40	31.39	8.21	8.41	1.630	0.000	0.551	0.000	0.021	5.3	-
2000	표층	17.20	32.77	8.09	7.88	2.420	0.000	0.354	0.000	0.047	7.1	5.91
2001	표층	17.70	33.03	7.94	6.64	1.710	0.000	0.394	0.000	0.041	5.0	4.67
2002	표층	15.90	29.82	8.02	6.81	1.710	0.488	0.853	0.043	0.061	5.5	2.49
2	표층	11.65	33.59	8.09	6.52	1.465	0.354	0.681	0.035	0.053	3.2	.10
5	표층	16.20	30.30	8.04	7.77	1.718	0.235	0.476	0.020	0.033	5.6	.94
8	표층	20.30	23.02	7.92	4.76	1.880	1.118	1.342	0.086	0.097	9.0	7.91
11	표층	15.50	32.36	8.04	8.20	1.770	0.244	0.911	0.032	0.060	4.0	1.02

1. 연안의 수질 현황(15-5)

▣온산연안(Onsan, 3 stations)

구 분 년 월	층 별 Layer	수 온	염 분	수소이온 농 도	용존 산소량 Do	화학적 산소요구량 COD	용존 무기질소 DIN	총 질 소 T - N	용존 무기인 DIP	총 인 T-P	부유물질 (PO ₄ -P) SPM	클로로필 Chl-a
		Temp. (℃)	Sal. (%)	PH	(mg/l)	(mg/l)	(mg/l)	(mg/l)	(mg/l)	(mg/l)	(mg/l)	(μg/L)
1997	표층	15.40	32.87	8.20	8.60	2.600	0.000	1.337	0.000	0.032	8.9	-
1998	표층	17.60	32.52	8.23	8.37	2.060	0.000	0.310	0.000	0.032	4.5	-
1999	표층	17.50	33.01	8.26	8.99	1.370	0.000	0.338	0.000	0.030	4.5	-
2000	표층	17.40	32.84	8.14	7.74	2.390	0.000	0.426	0.000	0.043	3.9	7.86
2001	표층	17.20	33.07	7.96	7.04	2.330	0.000	0.308	0.000	0.041	4.4	3.84
2002	표층	16.00	30.12	8.05	7.41	1.950	0.334	0.515	0.031	0.056	4.1	2.89
2	표층	11.96	33.77	8.08	8.24	1.530	0.318	0.506	0.033	0.061	3.3	.10
5	표층	16.13	29.60	8.12	7.36	1.920	0.184	0.371	0.015	0.031	4.5	1.70
8	표층	20.60	24.41	7.97	5.80	2.370	0.614	0.742	0.047	0.077	5.7	8.12
11	표층	15.40	32.70	8.04	8.21	1.960	0.221	0.439	0.028	0.054	2.7	1.64

▣부산연안(Busan, 11 stations)

구 분 년 월	층 별 Layer	수 온	염 분	수소이온 농 도	용존 산소량 Do	화학적 산소요구량 COD	용존 무기질소 DIN	총 질 소 T - N	용존 무기인 DIP	총 인 T-P	부유물질 (PO ₄ -P) SPM	클로로필 Chl-a
		Temp. (℃)	Sal. (%)	PH	(mg/l)	(mg/l)	(mg/l)	(mg/l)	(mg/l)	(mg/l)	(mg/l)	(μg/L)
1997	표층	15.80	32.73	8.17	7.68	1.880	0.000	0.256	0.000	0.022	8.6	-
1998	표층	17.50	32.19	8.15	7.84	1.660	0.000	0.320	0.000	0.050	3.5	-
1999	표층	17.50	32.88	8.28	8.33	1.380	0.000	0.425	0.000	0.029	5.6	-
2000	표층	17.40	32.65	8.10	7.63	1.840	0.000	0.355	0.000	0.078	5.9	2.51
2001	표층	17.30	33.06	7.99	7.08	1.990	0.000	0.311	0.000	0.037	5.5	2.49
2002	표층	16.20	31.50	8.05	7.78	1.720	0.323	0.529	0.031	0.047	4.6	2.89
2	표층	11.55	33.67	8.05	9.07	1.499	0.197	0.328	0.029	0.043	2.3	.13
5	표층	15.79	32.32	8.08	8.41	1.605	0.308	0.500	0.015	0.028	3.4	2.31
8	표층	22.50	27.12	8.01	5.36	2.160	0.621	0.797	0.058	0.074	8.7	7.17
11	표층	14.90	32.88	8.04	8.27	1.620	0.164	0.492	0.021	0.041	3.8	1.95

▣행암만(Haengam Bay, 1 stations)

구 분 년 월	층 별 Layer	수 온 Temp. (℃)	염 분 Sal. (%)	수소이온 농 도 PH	용존 산소량 Do (mg/l)	화학적 산소요구량 COD (mg/l)	용존 무기질소 DIN (mg/l)	총 질 소 T - N (mg/l)	용존 무기인 DIP (mg/l)	총 인 T-P (mg/l)	부유물질 (PO ₄ -P) SPM (mg/l)	클로로필 Chl-a (μg/L)
1997	표층	17.30	32.15	8.39	9.46	4.130	0.000	0.307	0.000	0.070	7.0	-
1998	표층	18.10	30.77	8.33	9.06	3.140	0.000	0.376	0.000	0.092	4.1	-
1999	표층	17.40	30.08	8.34	9.10	3.020	0.000	0.210	0.000	0.142	6.6	-
2000	표층	16.30	30.82	8.17	7.50	2.420	0.000	0.568	0.000	0.209	5.7	6.69
2001	표층	16.10	32.31	7.95	7.53	2.630	0.000	0.330	0.000	0.133	7.1	7.83
2002	표층	16.00	31.36	8.02	9.13	2.600	0.599	1.164	0.128	0.169	3.9	7.92
2	표층	7.30	32.80	8.12	10.14	2.670	0.142	0.557	0.053	0.095	1.2	1.38
5	표층	16.00	30.42	7.82	5.05	2.210	0.520	0.822	0.205	0.221	5.7	10.91
8	표층	27.40	30.49	8.15	12.74	3.060	1.410	1.785	0.157	0.171	4.8	15.51
11	표층	13.30	31.71	8.00	8.58	2.440	0.322	1.491	0.097	0.187	3.9	3.86

▣마산만(Masan Bay, 2 stations)

구 분 년 월	층 별 Layer	수 온 Temp. (℃)	염 분 Sal. (%)	수소이온 농 도 PH	용존 산소량 Do (mg/l)	화학적 산소요구량 COD (mg/l)	용존 무기질소 DIN (mg/l)	총 질 소 T - N (mg/l)	용존 무기인 DIP (mg/l)	총 인 T-P (mg/l)	부유물질 (PO ₄ -P) SPM (mg/l)	클로로필 Chl-a (μg/L)
1997	표층	16.10	30.23	8.23	7.42	3.350	0.000	0.646	0.000	0.079	8.2	-
1998	표층	17.40	27.80	8.31	7.75	3.850	0.000	0.894	0.000	0.110	6.4	-
1999	표층	17.60	27.78	8.44	9.90	4.220	0.000	0.491	0.000	0.065	7.1	-
2000	표층	15.90	30.32	8.12	7.59	3.210	0.000	0.546	0.000	0.146	4.8	11.81
2001	표층	16.50	30.67	7.83	6.95	2.720	0.000	0.479	0.000	0.106	6.4	10.90
2002	표층	15.50	27.14	8.00	7.61	2.490	0.738	1.229	0.102	0.141	9.4	9.17
2	표층	6.65	31.86	8.06	9.83	2.730	0.344	0.815	0.034	0.083	4.0	1.64
5	표층	17.30	27.89	7.89	5.30	2.510	0.517	1.130	0.076	0.130	7.3	13.66
8	표층	24.30	17.46	8.10	6.71	2.570	1.741	1.948	0.189	0.204	20.9	18.21
11	표층	13.60	31.33	7.95	8.58	2.160	0.351	1.021	0.107	0.145	5.3	3.18

1. 연안의 수질 현황(15-6)

■진해만(Jinhae Bay, 6 stations)

구 분 년 월	층 별 Layer	수 온	염 분	수소이온 농 도	용존 산소량 Do	화학적 산소요구량 COD	용존 무기질소 DIN	총 질 소 T - N	용존 무기인 DIP	총 인 T-P	부유물질 (PO ₄ -P) SPM	클로로필 Chl-a
		Temp. (℃)	Sal. (%)	PH	(mg/ℓ)	(mg/ℓ)	(mg/ℓ)	(mg/ℓ)	(mg/ℓ)	(mg/ℓ)	(mg/ℓ)	(μg/L)
1997	표층	15.60	31.51	8.23	7.67	2.270	0.000	0.188	0.000	0.024	7.2	-
1998	표층	17.60	30.39	8.22	8.41	2.230	0.000	0.268	0.000	0.031	3.5	-
1999	표층	17.20	28.45	8.35	8.83	2.300	0.000	0.235	0.000	0.027	4.5	-
2000	표층	16.60	30.51	8.16	7.96	2.760	0.000	0.367	0.000	0.072	5.8	10.20
2001	표층	16.40	31.83	7.96	7.24	2.160	0.000	0.248	0.000	0.042	5.2	7.76
2002	표층	15.30	29.69	8.01	7.71	1.750	0.277	0.545	0.032	0.060	6.3	5.77
2	표층	7.01	32.24	8.07	10.36	1.535	0.142	0.417	0.015	0.037	2.1	.57
5	표층	17.05	30.27	7.99	5.56	1.630	0.194	0.402	0.016	0.052	5.2	9.28
8	표층	23.60	24.79	7.93	6.34	2.250	0.600	0.766	0.066	0.081	13.7	10.57
11	표층	13.50	31.44	8.05	8.59	1.590	0.172	0.594	0.029	0.070	4.2	2.66

■거제도동안(Eastern coast of Geoje, 4 stations)

구 분 년 월	층 별 Layer	수 온	염 분	수소이온 농 도	용존 산소량 Do	화학적 산소요구량 COD	용존 무기질소 DIN	총 질 소 T - N	용존 무기인 DIP	총 인 T-P	부유물질 (PO ₄ -P) SPM	클로로필 Chl-a
		Temp. (℃)	Sal. (%)	PH	(mg/ℓ)	(mg/ℓ)	(mg/ℓ)	(mg/ℓ)	(mg/ℓ)	(mg/ℓ)	(mg/ℓ)	(μg/L)
1997	표층	16.80	33.24	8.26	7.92	1.420	0.000	0.109	0.000	0.014	4.8	-
1998	표층	18.60	32.37	8.20	8.47	1.620	0.000	0.229	0.000	0.026	3.4	-
1999	표층	17.80	31.05	8.23	8.60	1.490	0.000	0.318	0.000	0.020	7.0	-
2000	표층	17.40	31.42	8.14	7.58	1.420	0.000	0.367	0.000	0.039	5.5	4.21
2001	표층	17.30	32.81	8.08	7.19	1.390	0.000	0.180	0.000	0.024	5.5	4.05
2002	표층	16.60	32.45	8.05	9.07	1.120	0.154	0.329	0.017	0.028	3.6	1.93
2	표층	11.37	33.85	8.10	9.67	1.255	0.140	0.300	0.021	0.031	2.3	.15
5	표층	16.17	30.97	8.00	6.60	0.718	0.274	0.322	0.008	0.018	4.8	1.20
8	표층	23.70	31.95	8.07	11.75	1.420	0.093	0.159	0.018	0.029	3.8	4.80
11	표층	15.00	33.02	8.04	8.26	1.090	0.107	0.534	0.021	0.035	3.6	1.56

■거제도남안(Southern coast of Geoje, 4 stations)

구 분 년 월	층 별 Layer	수 온 Temp. (℃)	염 분 Sal. (%)	수소이온 농 도 PH	용존 산소량 Do (mg/l)	화학적 산소요구량 COD (mg/l)	용존 무기질소 DIN (mg/l)	총 질 소 T - N (mg/l)	용존 무기인 DIP (mg/l)	총 인 T-P (mg/l)	부유물질 (PO ₄ -P) SPM (mg/l)	클로로필 Chl-a (μg/L)
1997	표층	16.30	32.57	8.13	8.01	0.990	0.000	0.129	0.000	0.019	7.0	-
1998	표층	17.60	32.49	8.10	7.89	1.600	0.000	0.133	0.000	0.020	4.6	-
1999	표층	16.40	31.87	8.09	6.92	1.330	0.000	0.097	0.000	0.014	3.4	-
2000	표층	15.80	33.37	8.09	7.54	0.840	0.000	0.102	0.000	0.018	7.0	1.99
2001	표층	16.80	33.04	8.16	7.20	0.810	0.000	0.072	0.000	0.019	12.3	2.70
2002	표층	15.70	32.89	7.95	7.13	0.990	0.092	0.345	0.020	0.055	5.5	1.31
2	표층	10.12	34.13	8.05	7.38	0.862	0.027	0.242	0.023	0.048	3.6	1.70
5	표층	14.22	32.58	7.92	7.86	0.552	0.072	0.171	0.009	0.020	6.1	.58
8	표층	24.30	32.09	8.03	6.16	1.280	0.075	0.455	0.020	0.086	7.6	1.22
11	표층	14.00	32.73	7.77	7.09	1.270	0.195	0.513	0.026	0.066	4.6	1.74

■통영연안(Tongyeong, 4 stations)

구 분 년 월	층 별 Layer	수 온 Temp. (℃)	염 분 Sal. (%)	수소이온 농 도 PH	용존 산소량 Do (mg/l)	화학적 산소요구량 COD (mg/l)	용존 무기질소 DIN (mg/l)	총 질 소 T - N (mg/l)	용존 무기인 DIP (mg/l)	총 인 T-P (mg/l)	부유물질 (PO ₄ -P) SPM (mg/l)	클로로필 Chl-a (μg/L)
1997	표층	15.70	31.06	8.09	8.18	1.720	0.000	0.290	0.000	0.026	7.7	-
1998	표층	16.60	32.09	8.03	7.94	2.010	0.000	0.190	0.000	0.022	5.4	-
1999	표층	16.40	31.29	8.01	6.39	1.480	0.000	0.149	0.000	0.021	4.6	-
2000	표층	15.50	32.93	8.12	7.89	1.720	0.000	0.089	0.000	0.015	7.2	4.97
2001	표층	16.30	32.82	8.12	7.64	1.440	0.000	0.101	0.000	0.027	14.3	4.92
2002	표층	15.40	32.58	7.93	7.66	1.150	0.116	0.361	0.027	0.057	8.1	1.24
2	표층	8.55	33.51	8.07	7.87	0.492	0.086	0.275	0.028	0.038	3.6	1.26
5	표층	15.17	32.98	7.91	7.63	0.820	0.085	0.175	0.023	0.030	14.0	.99
8	표층	25.50	31.48	8.03	6.72	1.270	0.080	0.505	0.021	0.059	7.7	.83
11	표층	12.30	32.35	7.72	8.43	2.030	0.214	0.488	0.036	0.099	7.1	1.86

1. 연안의 수질 현황(15-7)

□통영외안(Outer coast of Tongyeong, 6 stations)

구 분 년 월	층 별 Layer	수 온	염 분	수소이온 농 도	용존 산소량 Do	화학적 산소요구량 COD	용존 무기질소 DIN	총 질 소	용존 무기인 DIP	총 인 T-P	부유물질 (PO ₄ -P) SPM	클로로필 Chl-a (μ g/L)
		Temp. ($^{\circ}$ C)	Sal. (%)	PH	(mg/l)	(mg/l)	(mg/l)	T - N (mg/l)	(mg/l)	(mg/l)	(mg/l)	(μ g/L)
1997	표층	16.30	32.60	8.16	8.08	1.170	0.000	0.105	0.000	0.024	6.0	-
1998	표층	17.60	32.53	8.08	7.96	1.670	0.000	0.128	0.000	0.018	3.6	-
1999	표층	16.70	32.01	8.08	6.85	1.070	0.000	0.065	0.000	0.011	3.4	-
2000	표층	15.90	33.30	8.20	7.87	1.000	0.000	0.064	0.000	0.014	6.1	1.80
2001	표층	16.70	33.00	8.19	7.39	0.660	0.000	0.061	0.000	0.020	12.0	2.26
2002	표층	15.80	32.93	7.91	7.29	0.910	0.082	0.320	0.022	0.057	6.9	1.12
2	표층	10.06	33.95	8.05	7.27	0.850	0.033	0.268	0.032	0.052	3.5	1.03
5	표층	14.30	33.31	7.94	7.94	0.570	0.052	0.166	0.011	0.024	8.4	.65
8	표층	24.60	31.84	7.90	6.12	0.930	0.056	0.387	0.018	0.066	8.9	.68
11	표층	14.40	32.62	7.74	7.81	1.290	0.187	0.460	0.028	0.084	6.6	2.12

□고성자란만(Goseong-Jaran Bay, 3 stations)

구 분 년 월	층 별 Layer	수 온	염 분	수소이온 농 도	용존 산소량 Do	화학적 산소요구량 COD	용존 무기질소 DIN	총 질 소	용존 무기인 DIP	총 인 T-P	부유물질 (PO ₄ -P) SPM	클로로필 Chl-a (μ g/L)
		Temp. ($^{\circ}$ C)	Sal. (%)	PH	(mg/l)	(mg/l)	(mg/l)	T - N (mg/l)	(mg/l)	(mg/l)	(mg/l)	(μ g/L)
1997	표층	15.10	32.52	8.13	7.67	1.300	0.000	0.103	0.000	0.023	6.5	-
1998	표층	17.00	31.41	8.09	8.16	1.500	0.000	0.153	0.000	0.019	5.4	-
1999	표층	16.60	29.94	8.06	6.49	1.190	0.000	0.108	0.000	0.013	4.5	-
2000	표층	15.70	33.14	8.04	7.43	1.270	0.000	0.045	0.000	0.014	7.5	2.09
2001	표층	16.50	32.31	8.10	7.07	1.270	0.000	0.082	0.000	0.023	9.9	1.53
2002	표층	15.30	32.26	7.94	7.57	1.110	0.069	0.374	0.016	0.049	7.4	.81
2	표층	6.76	32.59	8.13	7.25	0.837	0.014	0.209	0.031	0.043	2.1	.54
5	표층	15.00	32.80	7.93	7.71	0.773	0.073	0.426	0.006	0.021	10.0	.76
8	표층	27.60	31.79	7.99	6.28	0.850	0.066	0.410	0.007	0.076	10.1	.73
11	표층	11.90	31.84	7.72	9.05	1.990	0.121	0.452	0.019	0.054	7.3	1.20

■삼천포연안(Samcheonpo, 3 stations)

구 분 년 월	층 별 Layer	수 온 Temp. (℃)	염 분 Sal. (%)	수소이온 농 도 PH	용존 산소량 Do (mg/ℓ)	화학적 산소요구량 COD (mg/ℓ)	용존 무기질소 DIN (mg/ℓ)	총 질 소 T - N (mg/ℓ)	용존 무기인 DIP (mg/ℓ)	총 인 T-P (mg/ℓ)	부유물질 (PO ₄ -P) SPM (mg/ℓ)	클로로필 Chl-a (μg/L)
1997	표층	15.10	32.16	8.13	8.27	1.400	0.000	0.126	0.000	0.030	11.8	-
1998	표층	17.00	31.09	8.07	7.93	1.740	0.000	0.169	0.000	0.024	6.2	-
1999	표층	16.70	30.68	8.09	6.52	1.140	0.000	0.116	0.000	0.017	4.3	-
2000	표층	15.90	32.54	8.09	7.15	1.410	0.000	0.047	0.000	0.022	7.5	2.68
2001	표층	16.10	32.12	8.16	7.56	0.980	0.000	0.071	0.000	0.027	18.3	3.14
2002	표층	16.00	31.45	7.95	7.35	1.520	0.085	0.351	0.016	0.052	6.3	1.63
2	표층	8.66	32.54	8.14	6.99	1.400	0.014	0.229	0.025	0.044	2.6	2.54
5	표층	15.96	32.58	7.92	7.47	0.973	0.076	0.368	0.013	0.024	7.0	.81
8	표층	25.40	28.97	8.01	6.31	1.510	0.046	0.307	0.003	0.113	8.6	1.07
11	표층	13.90	31.72	7.71	8.64	2.210	0.205	0.501	0.022	0.026	6.8	2.11

■진주만(Jinju Bay, 6 stations)

구 분 년 월	층 별 Layer	수 온 Temp. (℃)	염 분 Sal. (%)	수소이온 농 도 PH	용존 산소량 Do (mg/ℓ)	화학적 산소요구량 COD (mg/ℓ)	용존 무기질소 DIN (mg/ℓ)	총 질 소 T - N (mg/ℓ)	용존 무기인 DIP (mg/ℓ)	총 인 T-P (mg/ℓ)	부유물질 (PO ₄ -P) SPM (mg/ℓ)	클로로필 Chl-a (μg/L)
1997	표층	15.60	31.98	8.14	7.44	1.590	0.000	0.175	0.000	0.031	9.1	-
1998	표층	17.50	26.93	7.95	8.90	2.230	0.000	0.446	0.000	0.034	8.8	-
1999	표층	16.40	26.19	8.04	7.02	1.740	0.000	0.168	0.000	0.025	9.5	-
2000	표층	15.80	32.53	8.07	7.42	1.570	0.000	0.057	0.000	0.022	8.0	2.96
2001	표층	16.20	31.12	8.15	7.79	1.260	0.000	0.089	0.000	0.032	22.0	3.65
2002	표층	15.50	31.50	7.95	7.74	1.630	0.082	0.337	0.025	0.068	6.8	1.40
2	표층	7.25	32.38	8.16	7.21	1.340	0.015	0.201	0.032	0.052	2.4	2.69
5	표층	15.75	31.91	7.90	7.74	1.515	0.102	0.262	0.021	0.029	10.7	1.19
8	표층	27.20	30.27	8.08	7.14	1.680	0.042	0.441	0.018	0.098	6.6	.47
11	표층	11.60	31.45	7.66	8.87	2.000	0.168	0.443	0.028	0.094	7.6	1.27

1. 연안의 수질 현황(15-8)

▣남해도남안(Southern coast of Namhae, 5 stations)

구 분 년 월	층 별 Layer	수 온 Temp. (℃)	염 분 Sal. (%)	수소이온 농 도 PH	용존 산소량 Do (mg/ℓ)	화학적 산소요구량 COD (mg/ℓ)	용존 무기질소 DIN (mg/ℓ)	총 질 소 T - N (mg/ℓ)	용존 무기인 DIP (mg/ℓ)	총 인 T-P (mg/ℓ)	부유물질 (PO ₄ -P) SPM (mg/ℓ)	클로로필 Chl-a (μg/L)
1997	표층	16.50	33.14	8.09	7.33	1.080	0.000	0.090	0.000	0.024	11.5	-
1998	표층	17.60	31.49	8.11	8.13	1.640	0.000	0.062	0.000	0.019	9.1	-
1999	표층	17.30	31.39	8.21	8.73	1.770	0.000	0.045	0.000	0.008	4.3	-
2000	표층	17.20	32.99	8.23	7.27	1.140	0.000	0.068	0.000	0.018	8.8	.47
2001	표층	17.20	33.12	8.20	9.04	1.480	0.000	0.050	0.000	0.024	10.1	.83
2002	표층	15.80	32.57	8.11	8.32	1.120	0.111	0.318	0.016	0.039	24.7	1.12
2	표층	9.22	33.83	8.35	9.98	1.898	0.095	0.201	0.021	0.034	5.2	1.39
5	표층	15.88	33.09	7.96	7.79	0.592	0.102	0.153	0.010	0.025	49.4	.70
8	표층	22.10	30.58	8.09	8.60	1.070	0.119	0.680	0.017	0.032	7.3	1.82
11	표층	16.10	32.77	8.03	6.88	0.930	0.127	0.239	0.014	0.066	36.7	.58

▣광양만(Gwangyang Bay, 6 stations)

구 분 년 월	층 별 Layer	수 온 Temp. (℃)	염 분 Sal. (%)	수소이온 농 도 PH	용존 산소량 Do (mg/ℓ)	화학적 산소요구량 COD (mg/ℓ)	용존 무기질소 DIN (mg/ℓ)	총 질 소 T - N (mg/ℓ)	용존 무기인 DIP (mg/ℓ)	총 인 T-P (mg/ℓ)	부유물질 (PO ₄ -P) SPM (mg/ℓ)	클로로필 Chl-a (μg/L)
1997	표층	16.00	31.39	8.11	8.37	1.990	0.000	0.161	0.000	0.067	21.3	-
1998	표층	18.30	27.74	8.19	10.21	2.210	0.000	0.145	0.000	0.058	14.6	-
1999	표층	17.00	29.03	8.17	9.50	2.760	0.000	0.174	0.000	0.039	11.3	-
2000	표층	16.90	30.43	8.29	8.11	2.030	0.000	0.137	0.000	0.063	22.2	2.02
2001	표층	17.00	32.04	8.12	9.01	2.110	0.000	0.149	0.000	0.110	10.0	1.50
2002	표층	16.50	31.36	8.08	9.10	2.080	0.204	0.354	0.047	0.084	21.4	1.28
2	표층	7.43	32.68	8.38	11.09	2.348	0.191	0.277	0.072	0.088	8.4	1.03
5	표층	16.46	30.78	7.87	9.17	1.425	0.325	0.357	0.047	0.075	47.7	.65
8	표층	27.00	30.27	8.08	9.50	3.220	0.028	0.436	0.019	0.036	7.6	3.17
11	표층	14.90	31.71	7.96	6.64	1.310	0.271	0.345	0.049	0.136	21.8	.28

■여수연안(Yeosu, 5 stations)

구 분 년 월	층 별 Layer	수 온 Temp. (℃)	염 분 Sal. (%)	수소이온 농 도 PH	용존 산소량 Do (mg/l)	화학적 산소요구량 COD (mg/l)	용존 무기질소 DIN (mg/l)	총 질 소 T - N (mg/l)	용존 무기인 DIP (mg/l)	총 인 T-P (mg/l)	부유물질 (PO ₄ -P) SPM (mg/l)	클로로필 Chl-a (μg/L)
1997	표층	15.80	32.56	8.13	8.30	1.420	0.000	0.106	0.000	0.043	11.9	-
1998	표층	17.20	29.50	8.12	9.12	1.770	0.000	0.088	0.000	0.044	10.7	-
1999	표층	17.00	29.94	8.18	9.25	2.220	0.000	0.079	0.000	0.036	8.4	-
2000	표층	16.80	31.58	8.31	8.16	1.210	0.000	0.075	0.000	0.039	14.2	1.89
2001	표층	16.70	32.60	8.14	8.83	1.850	0.000	0.086	0.000	0.047	16.2	1.29
2002	표층	15.50	30.63	8.08	8.61	1.630	0.215	0.464	0.032	0.062	23.9	1.61
2	표층	7.76	33.40	8.36	10.63	1.988	0.069	0.244	0.032	0.060	5.3	1.92
5	표층	15.96	32.10	7.93	8.28	0.936	0.249	0.274	0.029	0.049	56.0	.87
8	표층	22.90	24.71	8.02	8.46	2.550	0.404	1.098	0.043	0.064	10.6	3.18
11	표층	15.30	32.29	8.01	7.04	1.040	0.137	0.241	0.022	0.073	23.5	.47

■가막만(Gamak Bay, 3 stations)

구 분 년 월	층 별 Layer	수 온 Temp. (℃)	염 분 Sal. (%)	수소이온 농 도 PH	용존 산소량 Do (mg/l)	화학적 산소요구량 COD (mg/l)	용존 무기질소 DIN (mg/l)	총 질 소 T - N (mg/l)	용존 무기인 DIP (mg/l)	총 인 T-P (mg/l)	부유물질 (PO ₄ -P) SPM (mg/l)	클로로필 Chl-a (μg/L)
1997	표층	15.60	32.22	8.13	8.34	0.870	0.000	0.099	0.000	0.031	12.9	-
1998	표층	18.00	30.89	8.10	9.29	2.000	0.000	0.070	0.000	0.015	11.2	-
1999	표층	17.50	30.95	8.15	8.50	2.200	0.000	0.081	0.000	0.011	7.4	-
2000	표층	16.20	32.55	8.26	8.44	1.710	0.000	0.066	0.000	0.030	15.7	1.23
2001	표층	16.60	32.86	8.13	8.41	1.880	0.000	0.065	0.000	0.030	23.8	1.47
2002	표층	15.20	31.92	8.03	8.71	1.230	0.156	0.350	0.027	0.049	32.9	1.26
2	표층	7.63	33.52	8.28	10.30	1.790	0.120	0.264	0.028	0.045	9.0	1.48
5	표층	16.16	32.70	7.92	9.45	1.630	0.108	0.158	0.016	0.031	57.8	1.64
8	표층	22.90	29.36	7.91	7.86	0.370	0.228	0.705	0.047	0.066	29.3	1.05
11	표층	14.20	32.07	8.01	7.20	1.110	0.168	0.272	0.017	0.052	35.4	.86

1. 연안의 수질 현황(15-9)

▣여자만(Yeoja, 3 stations)

구 분 년 월	층 별 Layer	수 온 Temp. (℃)	염 분 Sal. (%)	수소이온 농 도 PH	용존 산소량 Do (mg/l)	화학적 산소요구량 COD (mg/l)	용존 무기질소 DIN (mg/l)	총 질 소 T - N (mg/l)	용존 무기인 DIP (mg/l)	총 인 T-P (mg/l)	부유물질 (PO ₄ -P) SPM (mg/l)	클로로필 Chl-a (μg/L)
1997	표층	15.70	31.59	8.13	8.33	1.630	0.000	0.085	0.000	0.025	35.0	-
1998	표층	17.70	29.07	8.05	9.37	1.710	0.000	0.121	0.000	0.026	14.3	-
1999	표층	17.90	28.44	8.13	8.58	2.150	0.000	0.129	0.000	0.016	10.4	-
2000	표층	15.70	32.00	8.19	8.93	1.400	0.000	0.071	0.000	0.023	17.5	.92
2001	표층	16.50	31.69	8.07	8.78	1.940	0.000	0.107	0.000	0.043	17.4	2.11
2002	표층	15.20	30.19	8.09	9.00	1.770	0.199	0.480	0.029	0.063	34.3	1.97
2	표층	5.76	32.92	8.36	11.26	1.743	0.062	0.233	0.031	0.047	13.4	2.76
5	표층	17.30	31.83	8.12	10.50	1.873	0.052	0.195	0.017	0.036	58.1	1.83
8	표층	24.00	25.07	7.85	6.54	1.800	0.518	1.200	0.053	0.082	25.3	1.90
11	표층	13.60	30.94	8.01	7.70	1.650	0.163	0.291	0.016	0.087	40.3	1.40

▣고흥연안(Goheung, 6 stations)

구 분 년 월	층 별 Layer	수 온 Temp. (℃)	염 분 Sal. (%)	수소이온 농 도 PH	용존 산소량 Do (mg/l)	화학적 산소요구량 COD (mg/l)	용존 무기질소 DIN (mg/l)	총 질 소 T - N (mg/l)	용존 무기인 DIP (mg/l)	총 인 T-P (mg/l)	부유물질 (PO ₄ -P) SPM (mg/l)	클로로필 Chl-a (μg/L)
1997	표층	16.60	32.01	8.03	7.73	1.330	0.000	0.083	0.000	0.019	15.2	-
1998	표층	18.10	31.62	8.10	8.90	1.700	0.000	0.056	0.000	0.014	13.7	-
1999	표층	16.80	31.21	8.18	8.98	1.430	0.000	0.079	0.000	0.016	9.4	-
2000	표층	15.40	32.89	8.10	8.64	1.380	0.000	0.073	0.000	0.025	13.1	.50
2001	표층	16.50	32.82	8.17	9.36	1.500	0.000	0.087	0.000	0.034	17.1	1.02
2002	표층	15.30	32.35	8.04	8.53	1.410	0.134	0.361	0.020	0.043	31.5	1.16
2	표층	7.28	33.38	8.26	10.33	1.068	0.129	0.233	0.034	0.043	10.1	.51
5	표층	15.96	33.29	7.98	8.90	1.255	0.111	0.161	0.014	0.031	64.3	.86
8	표층	22.80	30.62	7.89	7.49	1.940	0.151	0.787	0.019	0.035	10.8	2.51
11	표층	15.00	32.12	8.04	7.40	1.370	0.145	0.264	0.013	0.064	40.8	.77

Water Quality of Coasts(15-9)

▣득량만(Deungnyang, 3 stations)

구 분 년 월	층 별 Layer	수 온	염 분	수소이온 농 도	용존 산소량 Do	화학적 산소요구량 COD	용존 무기질소 DIN	총 질 소 T - N	용존 무기인 DIP	총 인 T-P	부유물질 (PO ₄ -P) SPM	클로로필 Chl-a
		Temp. (℃)	Sal. (‰)	PH	(mg/l)	(mg/l)	(mg/l)	(mg/l)	(mg/l)	(mg/l)	(mg/l)	(μg/L)
1997	표층	16.30	30.76	8.07	8.00	1.300	0.000	0.062	0.000	0.023	19.3	-
1998	표층	18.40	30.72	8.14	10.22	1.730	0.000	0.031	0.000	0.007	12.2	-
1999	표층	17.10	30.63	8.19	8.76	1.530	0.000	0.068	0.000	0.011	6.3	-
2000	표층	16.10	32.54	8.17	9.23	1.660	0.000	0.059	0.000	0.029	15.7	.67
2001	표층	16.70	32.58	8.11	9.31	1.800	0.000	0.070	0.000	0.023	13.5	1.13
2002	표층	15.50	31.32	8.06	8.45	1.440	0.128	0.410	0.016	0.035	31.6	1.32
2	표층	6.06	32.64	8.30	10.99	1.190	0.097	0.252	0.027	0.054	8.4	1.09
5	표층	16.33	32.85	7.93	7.17	1.033	0.145	0.179	0.014	0.032	68.5	1.00
8	표층	25.30	28.23	7.97	8.01	1.930	0.155	0.998	0.010	0.016	8.3	2.21
11	표층	14.30	31.53	8.03	7.63	1.620	0.114	0.209	0.011	0.037	41.0	.97

▣제주연안(Jeju, 4 stations)

구 분 년 월	층 별 Layer	수 온	염 분	수소이온 농 도	용존 산소량 Do	화학적 산소요구량 COD	용존 무기질소 DIN	총 질 소 T - N	용존 무기인 DIP	총 인 T-P	부유물질 (PO ₄ -P) SPM	클로로필 Chl-a
		Temp. (℃)	Sal. (‰)	PH	(mg/l)	(mg/l)	(mg/l)	(mg/l)	(mg/l)	(mg/l)	(mg/l)	(μg/L)
1997	표층	18.30	32.78	8.22	6.72	0.850	0.000	0.213	0.000	0.026	2.5	-
1998	표층	18.70	32.48	8.13	7.14	1.420	0.000	0.286	0.000	0.026	7.1	-
1999	표층	17.80	32.64	8.11	8.31	1.050	0.000	0.252	0.000	0.026	6.7	-
2000	표층	18.50	32.98	8.13	8.08	1.140	0.000	0.182	0.000	0.008	6.7	2.40
2001	표층	19.90	32.53	8.07	7.66	1.120	0.000	0.142	0.000	0.016	3.6	1.60
2002	표층	17.50	32.96	8.10	8.05	0.750	0.217	0.392	0.011	0.022	6.6	1.67
2	표층	13.57	34.07	8.20	9.47	0.368	0.183	0.299	0.014	0.020	2.0	.93
5	표층	15.67	33.41	8.03	8.81	0.670	0.272	0.372	0.010	0.026	2.8	3.68
8	표층	23.40	32.43	8.19	6.75	1.190	0.060	0.392	0.003	0.017	2.8	1.66
11	표층	17.50	31.92	7.99	7.17	0.760	0.351	0.504	0.016	0.025	18.7	.40

1. 연안의 수질 현황(15-10)

▣조천연안(Joecheon, 3 stations)

구 분 년 월	층 별 Layer	수 온 Temp. (℃)	염 분 Sal. (%)	수소이온 농 도 PH	용존 산소량 Do (mg/l)	화학적 산소요구량 COD (mg/l)	용존 무기질소 DIN (mg/l)	총 질 소 T - N (mg/l)	용존 무기인 DIP (mg/l)	총 인 T-P (mg/l)	부유물질 (PO ₄ -P) SPM (mg/l)	클로로필 Chl-a (μg/L)
1997	표층	17.30	33.29	8.22	6.67	0.590	0.000	0.075	0.000	0.013	2.7	-
1998	표층	18.90	32.85	8.18	6.95	1.070	0.000	0.052	0.000	0.016	7.5	-
1999	표층	17.60	33.81	8.20	8.51	0.570	0.000	0.050	0.000	0.011	6.0	-
2000	표층	18.30	33.45	8.17	7.94	0.670	0.000	0.090	0.000	0.010	5.9	.96
2001	표층	19.90	32.71	8.12	7.90	1.150	0.000	0.084	0.000	0.015	4.4	.62
2002	표층	18.00	33.51	8.11	7.83	0.690	0.106	0.172	0.008	0.017	2.2	.67
2	표층	13.56	34.35	8.21	8.84	0.790	0.176	0.229	0.018	0.021	2.0	.57
5	표층	15.73	33.59	7.97	8.40	0.357	0.090	0.136	0.005	0.014	2.6	1.53
8	표층	24.20	32.68	8.25	6.98	0.540	0.034	0.150	0.002	0.012	1.9	.25
11	표층	18.30	33.42	8.00	7.11	1.090	0.123	0.173	0.007	0.019	2.1	.33

▣성산연안(Seongsan, 3 stations)

구 분 년 월	층 별 Layer	수 온 Temp. (℃)	염 분 Sal. (%)	수소이온 농 도 PH	용존 산소량 Do (mg/l)	화학적 산소요구량 COD (mg/l)	용존 무기질소 DIN (mg/l)	총 질 소 T - N (mg/l)	용존 무기인 DIP (mg/l)	총 인 T-P (mg/l)	부유물질 (PO ₄ -P) SPM (mg/l)	클로로필 Chl-a (μg/L)
1997	표층	18.60	32.60	8.23	6.58	0.750	0.000	0.148	0.000	0.016	2.8	-
1998	표층	18.80	32.74	8.17	7.28	1.250	0.000	0.141	0.000	0.019	7.6	-
1999	표층	18.00	33.66	8.21	8.34	0.770	0.000	0.075	0.000	0.016	6.7	-
2000	표층	19.10	33.07	8.17	7.86	0.900	0.000	0.136	0.000	0.009	6.1	1.59
2001	표층	19.40	32.56	8.12	8.06	0.970	0.000	0.121	0.000	0.011	3.9	.66
2002	표층	18.10	33.47	8.13	7.91	0.870	0.135	0.235	0.008	0.015	4.1	1.32
2	표층	13.60	34.34	8.24	8.96	0.790	0.164	0.241	0.015	0.018	1.0	.63
5	표층	15.93	33.67	7.99	8.43	0.847	0.191	0.197	0.006	0.013	9.9	1.90
8	표층	24.00	32.43	8.25	6.86	1.360	0.037	0.271	0.002	0.017	3.3	2.40
11	표층	18.90	33.42	8.03	7.38	0.470	0.146	0.230	0.008	0.012	2.2	.36

▣표선연안(Pyoseon, 1 stations)

구 분 년 월	층 별 Layer	수 온 Temp. (℃)	염 분 Sal. (%)	수소이온 농 도 PH	용존 산소량 Do (mg/l)	화학적 산소요구량 COD (mg/l)	용존 무기질소 DIN (mg/l)	총 질 소 T - N (mg/l)	용존 무기인 DIP (mg/l)	총 인 T-P (mg/l)	부유물질 (PO ₄ -P) SPM (mg/l)	클로로필 Chl-a (μg/L)
1997	표층	20.30	32.16	8.22	6.67	0.360	0.000	0.052	0.000	0.018	2.5	-
1998	표층	20.30	33.29	8.19	7.11	0.910	0.000	0.043	0.000	0.015	6.8	-
1999	표층	19.50	33.97	8.23	8.18	0.830	0.000	0.033	0.000	0.011	6.6	-
2000	표층	20.40	33.25	8.21	7.86	0.570	0.000	0.072	0.000	0.007	6.8	.61
2001	표층	21.00	32.84	8.12	7.77	0.790	0.000	0.071	0.000	0.010	4.4	.73
2002	표층	19.70	33.51	8.15	7.60	0.930	0.087	0.189	0.005	0.011	2.4	1.17
2	표층	15.40	34.36	8.23	8.63	0.590	0.139	0.252	0.008	0.014	2.3	.90
5	표층	17.70	33.59	8.07	8.18	0.920	0.071	0.134	0.002	0.006	3.0	.80
8	표층	25.30	32.36	8.25	6.60	1.150	0.039	0.196	0.001	0.010	2.1	2.46
11	표층	20.40	33.74	8.06	6.98	1.040	0.099	0.174	0.007	0.014	2.2	.51

▣서귀포연안(Seogwipo, 4 stations)

구 분 년 월	층 별 Layer	수 온 Temp. (℃)	염 분 Sal. (%)	수소이온 농 도 PH	용존 산소량 Do (mg/l)	화학적 산소요구량 COD (mg/l)	용존 무기질소 DIN (mg/l)	총 질 소 T - N (mg/l)	용존 무기인 DIP (mg/l)	총 인 T-P (mg/l)	부유물질 (PO ₄ -P) SPM (mg/l)	클로로필 Chl-a (μg/L)
1997	표층	19.40	32.52	8.25	6.47	0.720	0.000	0.200	0.000	0.016	5.1	-
1998	표층	19.40	32.88	8.22	7.78	1.250	0.000	0.223	0.000	0.017	6.6	-
1999	표층	19.10	33.18	8.22	8.27	0.950	0.000	0.190	0.000	0.015	5.7	-
2000	표층	20.20	33.22	8.20	8.03	0.790	0.000	0.085	0.000	0.008	5.5	2.29
2001	표층	20.90	32.55	8.14	7.88	1.020	0.000	0.134	0.000	0.012	3.5	2.00
2002	표층	19.30	33.01	8.14	7.75	1.030	0.164	0.359	0.008	0.018	2.3	1.60
2	표층	15.37	34.16	8.24	8.99	0.350	0.158	0.268	0.016	0.022	1.2	1.43
5	표층	16.70	33.01	8.05	8.54	1.432	0.233	0.377	0.005	0.018	2.7	2.28
8	표층	24.80	31.71	8.21	6.78	0.880	0.085	0.489	0.003	0.013	2.8	1.79
11	표층	20.20	33.15	8.05	6.66	1.450	0.179	0.302	0.007	0.019	2.4	.89

1. 연안의 수질 현황(15-11)

▣대정연안(Daejeong, 3 stations)

구 분 년 월	층 별 Layer	수 온	염 분	수소이온 농 도	용존 산소량 Do	화학적 산소요구량 COD	용존 무기질소 DIN	총 질 소	용존 무기인 DIP	총 인 T-P	부유물질 (PO ₄ -P) SPM	클로로필 Chl-a
		Temp. (℃)	Sal. (%)	PH	(mg/l)	(mg/l)	(mg/l)	T - N (mg/l)	(mg/l)	(mg/l)	(mg/l)	(μg/L)
1997	표층	19.10	32.59	8.20	6.22	0.310	0.000	0.085	0.000	0.019	2.9	-
1998	표층	19.80	33.19	8.21	7.54	0.770	0.000	0.036	0.000	0.014	7.4	-
1999	표층	18.60	33.83	8.23	8.05	0.630	0.000	0.081	0.000	0.016	6.4	-
2000	표층	19.40	33.49	8.20	7.94	0.760	0.000	0.069	0.000	0.007	6.4	.90
2001	표층	20.90	32.58	8.16	8.11	0.680	0.000	0.054	0.000	0.006	4.1	2.38
2002	표층	18.90	33.63	8.14	7.62	0.650	0.105	0.196	0.008	0.017	2.0	.61
2	표층	14.73	34.52	8.23	9.28	0.437	0.146	0.227	0.015	0.020	1.6	.80
5	표층	16.33	33.58	8.04	8.18	1.060	0.118	0.154	0.006	0.016	2.6	.60
8	표층	24.40	32.67	8.22	6.68	0.380	0.052	0.177	0.006	0.015	2.0	.59
11	표층	20.00	33.76	8.05	6.34	0.730	0.103	0.227	0.005	0.015	1.8	.43

▣한림연안(Hallim, 4 stations)

구 분 년 월	층 별 Layer	수 온	염 분	수소이온 농 도	용존 산소량 Do	화학적 산소요구량 COD	용존 무기질소 DIN	총 질 소	용존 무기인 DIP	총 인 T-P	부유물질 (PO ₄ -P) SPM	클로로필 Chl-a
		Temp. (℃)	Sal. (%)	PH	(mg/l)	(mg/l)	(mg/l)	T - N (mg/l)	(mg/l)	(mg/l)	(mg/l)	(μg/L)
1997	표층	19.10	32.29	8.20	6.36	0.660	0.000	0.129	0.000	0.017	3.7	-
1998	표층	19.60	32.96	8.23	7.36	1.110	0.000	0.098	0.000	0.019	6.3	-
1999	표층	18.00	33.61	8.19	8.04	0.680	0.000	0.150	0.000	0.020	7.5	-
2000	표층	18.60	33.11	8.19	8.16	0.870	0.000	0.130	0.000	0.009	6.5	1.55
2001	표층	20.10	32.58	8.12	7.86	0.720	0.000	0.137	0.000	0.008	5.0	2.51
2002	표층	17.80	33.44	8.13	7.80	0.810	0.149	0.255	0.009	0.023	4.3	.73
2	표층	13.92	34.45	8.23	9.54	0.260	0.174	0.262	0.015	0.025	2.0	.55
5	표층	15.57	33.49	8.04	8.05	0.625	0.214	0.275	0.009	0.019	8.7	.93
8	표층	23.60	32.74	8.21	6.92	1.510	0.046	0.269	0.002	0.018	3.7	.94
11	표층	18.20	33.08	8.03	6.67	0.860	0.162	0.213	0.009	0.028	2.6	.50

Water Quality of Coasts(15-11)

■완도연안(Wando, 5 stations)

구 분 년 월	층 별 Layer	수 온 Temp. (℃)	염 분 Sal. (%)	수소이온 농 도 PH	용존 산소량 Do (mg/ℓ)	화학적 산소요구량 COD (mg/ℓ)	용존 무기질소 DIN (mg/ℓ)	총 질 소 T - N (mg/ℓ)	용존 무기인 DIP (mg/ℓ)	총 인 T-P (mg/ℓ)	부유물질 (PO ₄ -P) SPM (mg/ℓ)	클로로필 Chl-a (μg/L)
1997	표층	16.30	33.05	8.09	7.32	0.670	0.000	0.045	0.000	0.009	12.9	-
1998	표층	16.60	32.89	8.09	8.23	0.940	0.000	0.055	0.000	0.014	14.0	-
1999	표층	16.30	32.82	8.07	7.81	0.950	0.000	0.102	0.000	0.017	13.8	-
2000	표층	14.80	33.24	7.99	8.29	1.030	0.000	0.106	0.000	0.012	16.9	2.10
2001	표층	15.20	33.66	8.10	8.52	0.950	0.000	0.107	0.000	0.016	12.5	1.64
2002	표층	15.10	32.56	8.10	8.25	1.220	0.094	0.435	0.012	0.039	15.3	2.82
2	표층	9.16	33.44	7.98	9.16	0.684	0.123	0.275	0.014	0.043	22.0	1.78
5	표층	14.32	32.71	8.09	7.88	1.194	0.057	0.838	0.019	0.031	10.3	1.63
8	표층	23.20	31.42	8.32	8.20	1.300	0.027	0.363	0.001	0.041	10.3	4.12
11	표층	13.90	32.65	8.01	7.74	1.720	0.169	0.262	0.012	0.040	18.7	3.73

■도암만(Doam Bay, 2 stations)

구 분 년 월	층 별 Layer	수 온 Temp. (℃)	염 분 Sal. (%)	수소이온 농 도 PH	용존 산소량 Do (mg/ℓ)	화학적 산소요구량 COD (mg/ℓ)	용존 무기질소 DIN (mg/ℓ)	총 질 소 T - N (mg/ℓ)	용존 무기인 DIP (mg/ℓ)	총 인 T-P (mg/ℓ)	부유물질 (PO ₄ -P) SPM (mg/ℓ)	클로로필 Chl-a (μg/L)
1997	표층	15.40	32.94	8.11	7.59	0.700	0.000	0.044	0.000	0.009	14.1	-
1998	표층	17.10	31.41	8.12	8.08	1.280	0.000	0.073	0.000	0.019	17.3	-
1999	표층	16.90	32.52	8.04	8.16	1.200	0.000	0.111	0.000	0.013	12.6	-
2000	표층	15.10	33.08	8.02	8.20	0.850	0.000	0.078	0.000	0.017	13.5	2.80
2001	표층	15.70	33.64	8.12	8.70	1.030	0.000	0.075	0.000	0.013	15.2	3.00
2002	표층	15.70	31.73	8.14	8.08	1.190	0.090	0.479	0.012	0.034	15.4	3.16
2	표층	9.10	33.46	8.02	9.05	0.360	0.106	0.322	0.009	0.034	19.7	2.46
5	표층	14.65	32.54	8.09	7.83	1.345	0.043	0.998	0.020	0.030	14.0	1.06
8	표층	25.50	28.47	8.44	7.65	1.440	0.032	0.304	0.004	0.039	12.5	6.11
11	표층	13.40	32.45	8.01	7.79	1.610	0.180	0.293	0.015	0.034	15.4	3.01

1. 연안의 수질 현황(15-12)

■진도연안(Jindo, 4 stations)

구 분 년 월	층 별 Layer	수 온 Temp. (℃)	염 분 Sal. (%)	수소이온 농 도 PH	용존 산소량 Do (mg/l)	화학적 산소요구량 COD (mg/l)	용존 무기질소 DIN (mg/l)	총 질 소 T - N (mg/l)	용존 무기인 DIP (mg/l)	총 인 T-P (mg/l)	부유물질 (PO ₄ -P) SPM (mg/l)	클로로필 Chl-a (μg/L)
1997	표층	15.80	33.06	8.05	7.68	0.720	0.000	0.057	0.000	0.014	22.3	-
1998	표층	16.00	32.98	8.09	8.08	0.900	0.000	0.080	0.000	0.013	30.4	-
1999	표층	15.90	32.96	8.03	7.98	0.920	0.000	0.089	0.000	0.013	25.1	-
2000	표층	14.40	33.09	7.98	8.62	0.850	0.000	0.120	0.000	0.015	33.4	2.08
2001	표층	15.10	33.35	8.10	8.74	1.070	0.000	0.127	0.000	0.014	31.4	2.15
2002	표층	14.60	32.40	8.08	8.29	1.200	0.138	0.578	0.013	0.052	21.3	2.41
2	표층	7.47	32.99	7.95	9.61	0.515	0.147	0.388	0.013	0.079	42.3	2.00
5	표층	14.42	32.74	8.07	7.80	1.385	0.070	1.022	0.017	0.033	18.8	1.48
8	표층	23.20	31.91	8.24	7.48	1.170	0.184	0.657	0.007	0.062	13.1	3.17
11	표층	13.30	31.96	8.06	8.26	1.710	0.150	0.243	0.013	0.034	10.7	2.97

[서해]

■해남만(Haenam Bay, 1 stations)

구 분 년 월	층 별 Layer	수 온 Temp. (℃)	염 분 Sal. (%)	수소이온 농 도 PH	용존 산소량 Do (mg/l)	화학적 산소요구량 COD (mg/l)	용존 무기질소 DIN (mg/l)	총 질 소 T - N (mg/l)	용존 무기인 DIP (mg/l)	총 인 T-P (mg/l)	부유물질 (PO ₄ -P) SPM (mg/l)	클로로필 Chl-a (μg/L)
1997	표층	15.40	32.02	8.08	7.87	0.750	0.000	0.040	0.000	0.013	14.1	-
1998	표층	15.70	27.87	8.08	8.41	1.200	0.000	0.222	0.000	0.017	10.6	-
1999	표층	16.20	31.04	8.17	7.89	1.330	0.000	0.106	0.000	0.013	11.4	-
2000	표층	15.80	29.91	8.18	8.60	1.030	0.000	0.209	0.000	0.009	15.6	3.43
2001	표층	15.30	32.27	8.15	8.74	1.310	0.000	0.200	0.000	0.014	16.8	3.59
2002	표층	15.30	30.97	8.22	9.31	1.510	0.098	0.530	0.006	0.025	14.2	6.00
2	표층	6.40	31.69	8.04	11.16	0.370	0.118	0.492	0.003	0.033	10.5	8.60
5	표층	15.00	31.14	8.26	7.71	1.450	0.066	0.981	0.005	0.020	18.0	2.04
8	표층	26.50	30.57	8.52	10.24	2.540	0.037	0.377	0.004	0.017	9.0	10.52
11	표층	13.30	30.47	8.04	8.14	1.690	0.172	0.269	0.011	0.029	19.2	2.82

Water Quality of Coasts(15-12)

■목포연안(Mokpo, 6 stations)

구 분 년 월	층 별 Layer	수 온	염 분	수소이온 농 도	용존 산소량 Do	화학적 산소요구량 COD	용존 무기질소 DIN	총 질 소 T - N	용존 무기인 DIP	총 인 T-P	부유물질 (PO ₄ -P) SPM	클로로필 Chl-a
		Temp. (℃)	Sal. (‰)	PH	(mg/ℓ)	(mg/ℓ)	(mg/ℓ)	(mg/ℓ)	(mg/ℓ)	(mg/ℓ)	(mg/ℓ)	(μg/L)
1997	표층	15.60	31.23	8.09	7.92	1.440	0.000	0.077	0.000	0.009	20.3	-
1998	표층	16.10	24.91	8.07	8.27	1.810	0.000	0.277	0.000	0.020	12.7	-
1999	표층	15.90	29.90	8.14	8.15	1.370	0.000	0.148	0.000	0.012	16.4	-
2000	표층	15.10	31.31	8.07	8.69	1.320	0.000	0.144	0.000	0.011	18.6	3.75
2001	표층	15.40	30.65	8.12	8.82	1.370	0.000	0.267	0.000	0.011	17.0	6.28
2002	표층	15.20	29.99	8.21	8.88	1.860	0.149	0.443	0.008	0.031	11.3	6.12
2	표층	6.40	31.34	8.11	10.50	1.128	0.146	0.362	0.003	0.034	12.7	6.62
5	표층	14.98	30.71	8.22	7.87	1.905	0.072	0.650	0.009	0.031	13.1	4.98
8	표층	25.90	29.70	8.43	8.96	2.430	0.086	0.382	0.003	0.027	10.8	9.73
11	표층	13.60	28.19	8.05	8.18	1.960	0.293	0.378	0.015	0.033	8.3	3.13

■신안연안(Sinan, 2 stations)

구 분 년 월	층 별 Layer	수 온	염 분	수소이온 농 도	용존 산소량 Do	화학적 산소요구량 COD	용존 무기질소 DIN	총 질 소 T - N	용존 무기인 DIP	총 인 T-P	부유물질 (PO ₄ -P) SPM	클로로필 Chl-a
		Temp. (℃)	Sal. (‰)	PH	(mg/ℓ)	(mg/ℓ)	(mg/ℓ)	(mg/ℓ)	(mg/ℓ)	(mg/ℓ)	(mg/ℓ)	(μg/L)
1997	표층	15.70	32.58	8.01	7.81	0.800	0.000	0.071	0.000	0.013	30.5	-
1998	표층	15.80	31.69	8.07	8.15	1.050	0.000	0.192	0.000	0.017	19.4	-
1999	표층	15.70	32.30	7.97	7.90	1.240	0.000	0.109	0.000	0.015	29.2	-
2000	표층	14.70	32.37	8.00	8.51	1.070	0.000	0.146	0.000	0.010	31.5	2.25
2001	표층	14.80	33.25	8.09	8.95	1.440	0.000	0.179	0.000	0.013	32.7	2.82
2002	표층	14.40	31.73	8.09	8.21	1.360	0.156	0.529	0.014	0.044	21.2	2.63
2	표층	6.50	32.33	7.98	9.26	0.655	0.178	0.290	0.014	0.054	33.2	2.60
5	표층	13.90	32.07	8.08	7.40	1.485	0.090	1.023	0.020	0.034	27.2	1.19
8	표층	23.70	31.42	8.21	7.67	1.550	0.169	0.472	0.005	0.038	9.5	3.12
11	표층	13.30	31.08	8.08	8.49	1.740	0.185	0.332	0.017	0.049	14.8	3.61

1. 연안의 수질 현황 (15-13)

■무안연안(Muan, 3 stations)

구 분 년 월	층 별 Layer	수 온 Temp. (℃)	염 분 Sal. (%)	수소이온 농 도 PH	용존 산소량 Do (mg/ℓ)	화학적 산소요구량 COD (mg/ℓ)	용존 무기질소 DIN (mg/ℓ)	총 질 소 T - N (mg/ℓ)	용존 무기인 DIP (mg/ℓ)	총 인 T-P (mg/ℓ)	부유물질 (PO ₄ -P) SPM (mg/ℓ)	클로로필 Chl-a (μg/L)
1997	표층	15.50	32.37	8.00	7.86	1.000	0.000	0.072	0.000	0.011	33.1	-
1998	표층	15.50	30.36	8.14	8.34	1.190	0.000	0.116	0.000	0.013	24.4	-
1999	표층	16.10	30.88	8.07	8.60	1.270	0.000	0.107	0.000	0.016	17.5	-
2000	표층	14.80	31.55	8.00	8.64	1.280	0.000	0.118	0.000	0.016	42.6	3.03
2001	표층	15.80	32.16	8.09	8.54	1.300	0.000	0.209	0.000	0.014	27.7	5.22
2002	표층	14.90	30.96	8.10	8.01	1.330	0.149	0.507	0.012	0.039	17.4	3.52
2	표층	5.86	31.72	8.08	9.92	0.637	0.120	0.286	0.006	0.042	30.1	5.51
5	표층	15.36	31.67	8.06	7.43	1.577	0.074	0.963	0.016	0.034	17.8	1.52
8	표층	26.00	30.03	8.21	7.01	1.330	0.228	0.486	0.011	0.038	8.5	3.14
11	표층	12.20	30.41	8.04	7.69	1.780	0.172	0.292	0.013	0.043	13.1	3.92

■함평연안(Hampyeong, 2 stations)

구 분 년 월	층 별 Layer	수 온 Temp. (℃)	염 분 Sal. (%)	수소이온 농 도 PH	용존 산소량 Do (mg/ℓ)	화학적 산소요구량 COD (mg/ℓ)	용존 무기질소 DIN (mg/ℓ)	총 질 소 T - N (mg/ℓ)	용존 무기인 DIP (mg/ℓ)	총 인 T-P (mg/ℓ)	부유물질 (PO ₄ -P) SPM (mg/ℓ)	클로로필 Chl-a (μg/L)
1997	표층	15.00	32.15	8.00	7.98	1.070	0.000	0.092	0.000	0.011	38.2	-
1998	표층	15.90	31.60	8.03	8.27	1.070	0.000	0.098	0.000	0.012	47.2	-
1999	표층	15.60	31.91	8.02	8.23	1.230	0.000	0.110	0.000	0.012	42.8	-
2000	표층	15.70	31.67	7.99	8.72	1.180	0.000	0.142	0.000	0.014	57.7	2.10
2001	표층	15.30	32.00	8.03	8.76	1.620	0.000	0.220	0.000	0.014	36.0	2.53
2002	표층	15.00	31.42	7.99	8.49	1.460	0.126	0.399	0.020	0.042	26.1	2.48
2	표층	4.55	31.56	8.01	10.19	0.530	0.168	0.350	0.012	0.038	18.5	1.78
5	표층	16.25	31.33	7.99	7.40	1.850	0.050	0.730	0.024	0.028	52.2	1.06
8	표층	28.30	32.25	8.00	7.60	1.560	0.087	0.130	0.026	0.058	8.8	3.71
11	표층	10.80	30.54	7.96	8.74	1.880	0.200	0.385	0.017	0.042	25.0	3.36

■고창연안(Gochang, 4 stations)

구 분 년 월	층 별 Layer	수 온	염 분	수소이온 농 도	용존 산소량	화학적 산소요구량	용존 무기질소	총 질 소	용존 무기인	총 인 T-P	부유물질 (PO ₄ -P)	클로로필
		Temp. (℃)	Sal. (‰)	PHI	Do (mg/l)	COD (mg/l)	DIN (mg/l)	T - N (mg/l)	DIP (mg/l)	(mg/l)	SPM (mg/l)	Chl-a (μg/L)
1997	표층	15.50	31.32	8.16	8.56	1.560	0.000	0.088	0.000	0.021	39.4	-
1998	표층	15.90	31.36	8.21	9.43	1.400	0.000	0.108	0.000	0.018	33.8	-
1999	표층	15.90	31.34	8.02	9.46	1.140	0.000	0.081	0.000	0.012	40.0	-
2000	표층	15.20	30.66	8.10	8.19	1.910	0.000	0.202	0.000	0.024	31.8	1.00
2001	표층	16.10	31.37	8.24	8.06	1.400	0.000	0.296	0.000	0.015	57.4	4.81
2002	표층	14.70	31.28	8.20	8.62	1.480	0.422	0.692	0.029	0.095	65.6	3.54
2	표층	4.77	31.85	7.79	9.11	1.838	0.703	0.952	0.020	0.098	63.9	1.61
5	표층	15.37	31.05	8.32	9.38	1.578	0.072	0.236	0.012	0.048	10.9	5.68
8	표층	26.40	31.01	8.51	7.17	1.290	0.218	0.279	0.036	0.083	58.3	3.82
11	표층	12.10	31.18	8.19	8.83	1.200	0.694	1.300	0.046	0.150	129.1	3.04

■전주포연안(Jeonjupo, 6 stations)

구 분 년 월	층 별 Layer	수 온	염 분	수소이온 농 도	용존 산소량	화학적 산소요구량	용존 무기질소	총 질 소	용존 무기인	총 인 T-P	부유물질 (PO ₄ -P)	클로로필
		Temp. (℃)	Sal. (‰)	PHI	Do (mg/l)	COD (mg/l)	DIN (mg/l)	T - N (mg/l)	DIP (mg/l)	(mg/l)	SPM (mg/l)	Chl-a (μg/L)
1997	표층	14.70	31.48	8.18	8.60	1.120	0.000	0.090	0.000	0.017	19.5	-
1998	표층	15.20	31.13	8.24	8.98	1.200	0.000	0.111	0.000	0.015	28.0	-
1999	표층	15.00	31.28	8.00	9.52	0.860	0.000	0.057	0.000	0.013	30.2	-
2000	표층	14.40	29.84	8.09	8.50	1.650	0.000	0.229	0.000	0.026	19.4	.95
2001	표층	17.50	31.49	8.12	7.57	1.230	0.000	0.210	0.000	0.013	12.7	2.90
2002	표층	14.00	30.88	8.20	8.89	1.360	0.352	0.524	0.029	0.071	29.3	4.17
2	표층	5.05	31.82	7.82	8.35	1.748	0.501	0.611	0.020	0.074	18.4	1.65
5	표층	13.03	30.65	8.36	10.57	1.552	0.104	0.342	0.002	0.045	4.7	7.42
8	표층	25.80	29.66	8.44	7.21	0.990	0.221	0.308	0.034	0.061	23.0	4.42
11	표층	12.30	31.38	8.17	9.44	1.140	0.580	0.836	0.059	0.103	70.9	3.20

1. 연안의 수질 현황(15-14)

■군산연안(Gunsan, 10 stations)

구 분 년 월	층 별 Layer	수 온	염 분	수소이온 농 도	용존 산소량 Do	화학적 산소요구량 COD	용존 무기질소 DIN	총 질 소 T - N	용존 무기인 DIP	총 인 T-P	부유물질 (PO ₄ -P) SPM	클로로필 Chl-a
		Temp. (℃)	Sal. (%)	PH	(mg/l)	(mg/l)	(mg/l)	(mg/l)	(mg/l)	(mg/l)	(mg/l)	(μg/L)
1997	표층	14.70	26.11	8.14	8.28	1.640	0.000	0.471	0.000	0.025	36.5	-
1998	표층	15.00	22.00	7.99	8.72	1.770	0.000	0.642	0.000	0.022	47.7	-
1999	표층	15.30	23.90	7.96	9.93	1.400	0.000	0.540	0.000	0.019	26.4	-
2000	표층	14.80	27.24	8.08	8.69	1.710	0.000	0.426	0.000	0.026	23.8	.98
2001	표층	21.10	27.47	7.97	7.81	1.670	0.000	0.435	0.000	0.017	30.3	5.70
2002	표층	13.90	24.98	8.12	8.38	1.720	0.847	1.145	0.038	0.101	47.5	5.54
2	표층	4.22	28.88	7.92	8.48	1.495	0.858	1.058	0.024	0.074	31.8	2.53
5	표층	13.86	22.62	8.20	9.07	1.919	0.829	1.260	0.025	0.056	38.2	7.42
8	표층	25.20	18.17	8.22	7.11	2.070	0.980	1.149	0.071	0.180	59.9	7.00
11	표층	12.50	30.26	8.15	8.86	1.400	0.719	1.113	0.032	0.094	59.9	5.21

■보령연안(Boryeong, 4 stations)

구 분 년 월	층 별 Layer	수 온	염 분	수소이온 농 도	용존 산소량 Do	화학적 산소요구량 COD	용존 무기질소 DIN	총 질 소 T - N	용존 무기인 DIP	총 인 T-P	부유물질 (PO ₄ -P) SPM	클로로필 Chl-a
		Temp. (℃)	Sal. (%)	PH	(mg/l)	(mg/l)	(mg/l)	(mg/l)	(mg/l)	(mg/l)	(mg/l)	(μg/L)
1997	표층	15.20	30.22	8.11	6.52	1.200	0.000	0.121	0.000	0.009	40.0	-
1998	표층	15.90	30.56	8.27	8.97	1.510	0.000	0.080	0.000	0.015	19.7	-
1999	표층	14.70	31.16	7.92	8.71	1.350	0.000	0.150	0.000	0.012	10.7	-
2000	표층	14.50	31.31	7.89	7.14	0.820	0.000	0.086	0.000	0.019	11.6	.45
2001	표층	15.10	31.29	7.98	7.98	1.270	0.000	0.103	0.000	0.012	22.0	.61
2002	표층	14.10	31.20	8.03	7.93	1.180	0.089	0.334	0.024	0.054	15.5	1.55
2	표층	4.62	32.07	8.05	9.34	0.852	0.103	0.348	0.044	0.064	19.0	1.25
5	표층	12.62	31.39	8.03	8.60	0.442	0.043	0.093	0.011	0.055	7.5	1.56
8	표층	26.30	29.57	8.09	5.16	1.810	0.103	0.784	0.016	0.044	11.8	2.37
11	표층	12.70	31.77	7.94	8.59	1.630	0.108	0.111	0.023	0.054	23.6	1.03

Water Quality of Coasts(15-14)

▣천수만(Cheonsu Bay, 5 stations)

구 분 년 월	층 별 Layer	수 온	염 분	수소이온 농 도	용존 산소량 Do	화학적 산소요구량 COD	용존 무기질소 DIN	총 질 소 T - N	용존 무기인 DIP	총 인 T-P	부유물질 (PO ₄ -P) SPM	클로로필 Chl-a
		Temp. (℃)	Sal. (‰)	PH	(mg/ℓ)	(mg/ℓ)	(mg/ℓ)	(mg/ℓ)	(mg/ℓ)	(mg/ℓ)	(mg/ℓ)	(μg/L)
1997	표층	15.40	31.63	8.01	7.44	1.000	0.000	0.157	0.000	0.010	39.3	-
1998	표층	16.30	30.40	8.29	9.41	1.520	0.000	0.079	0.000	0.012	22.5	-
1999	표층	14.70	29.91	7.91	8.63	1.430	0.000	0.201	0.000	0.023	11.3	-
2000	표층	14.60	31.23	7.87	7.16	0.960	0.000	0.093	0.000	0.017	11.7	.65
2001	표층	15.20	31.26	7.90	7.75	1.340	0.000	0.140	0.000	0.016	19.1	.99
2002	표층	14.20	30.86	8.13	7.97	1.330	0.105	0.333	0.022	0.057	19.0	2.54
2	표층	4.46	32.12	8.26	10.02	0.984	0.083	0.370	0.032	0.066	22.8	2.51
5	표층	13.48	31.38	8.09	8.63	0.570	0.033	0.088	0.009	0.043	6.1	2.46
8	표층	26.30	28.31	8.05	5.22	2.070	0.206	0.768	0.027	0.069	26.4	4.17
11	표층	12.70	31.61	8.12	8.01	1.700	0.098	0.107	0.021	0.051	20.4	1.01

▣태안연안(Taeon, 5 stations)

구 분 년 월	층 별 Layer	수 온	염 분	수소이온 농 도	용존 산소량 Do	화학적 산소요구량 COD	용존 무기질소 DIN	총 질 소 T - N	용존 무기인 DIP	총 인 T-P	부유물질 (PO ₄ -P) SPM	클로로필 Chl-a
		Temp. (℃)	Sal. (‰)	PH	(mg/ℓ)	(mg/ℓ)	(mg/ℓ)	(mg/ℓ)	(mg/ℓ)	(mg/ℓ)	(mg/ℓ)	(μg/L)
1997	표층	14.00	32.12	8.03	8.02	0.960	0.000	0.223	0.000	0.010	42.6	-
1998	표층	14.90	31.75	8.14	8.62	0.700	0.000	0.102	0.000	0.014	23.9	-
1999	표층	13.50	31.44	7.93	8.84	1.220	0.000	0.127	0.000	0.015	11.4	-
2000	표층	13.10	31.59	7.88	7.54	0.850	0.000	0.099	0.000	0.017	13.5	.48
2001	표층	13.80	31.37	7.90	7.91	1.210	0.000	0.149	0.000	0.018	16.5	.41
2002	표층	13.10	31.39	8.03	8.16	1.160	0.101	0.275	0.022	0.056	17.3	2.65
2	표층	4.32	31.84	8.21	9.51	0.952	0.144	0.257	0.046	0.088	21.4	.89
5	표층	10.50	31.40	8.01	9.49	0.820	0.116	0.164	0.017	0.057	16.3	4.93
8	표층	23.90	30.59	7.91	5.86	1.750	0.054	0.573	0.010	0.039	12.7	3.66
11	표층	13.60	31.74	7.99	7.78	1.110	0.091	0.105	0.016	0.040	18.8	1.11

1. 연안의 수질 현황 (15-15)

▣가로림연안(Garolim, 3 stations)

구 분 년 월	층 별 Layer	수 온	염 분	수소이온 농 도	용존 산소량 Do	화학적 산소요구량 COD	용존 무기질소 DIN	총 질 소	용존 무기인 DIP	총 인 T-P	부유물질 (PO ₄ -P) SPM	클로로필 Chl-a
		Temp. (℃)	Sal. (%)	PH	(mg/l)	(mg/l)	(mg/l)	T - N (mg/l)	(mg/l)	(mg/l)	(mg/l)	(μg/L)
1997	표층	12.60	32.17	8.03	8.39	0.880	0.000	0.157	0.000	0.009	52.7	-
1998	표층	14.20	31.73	8.03	8.21	0.890	0.000	0.156	0.000	0.017	30.8	-
1999	표층	13.00	31.35	7.92	8.74	1.210	0.000	0.182	0.000	0.014	14.4	-
2000	표층	12.70	31.42	7.95	7.18	0.940	0.000	0.133	0.000	0.020	21.5	.70
2001	표층	13.10	31.45	7.83	7.72	1.090	0.000	0.152	0.000	0.015	24.9	.48
2002	표층	12.50	31.33	8.04	8.28	1.100	0.155	0.231	0.028	0.071	22.5	1.46
2	표층	4.60	31.75	8.29	10.39	1.180	0.188	0.336	0.055	0.128	37.4	1.56
5	표층	9.73	31.41	7.92	9.41	0.600	0.235	0.270	0.028	0.058	16.9	1.64
8	표층	21.70	30.67	7.87	5.70	1.550	0.121	0.232	0.013	0.058	17.3	1.85
11	표층	14.10	31.48	8.08	7.62	1.050	0.077	0.085	0.016	0.040	18.2	.79

▣대산연안(Daesan, 4 stations)

구 분 년 월	층 별 Layer	수 온	염 분	수소이온 농 도	용존 산소량 Do	화학적 산소요구량 COD	용존 무기질소 DIN	총 질 소	용존 무기인 DIP	총 인 T-P	부유물질 (PO ₄ -P) SPM	클로로필 Chl-a
		Temp. (℃)	Sal. (%)	PH	(mg/l)	(mg/l)	(mg/l)	T - N (mg/l)	(mg/l)	(mg/l)	(mg/l)	(μg/L)
1997	표층	13.30	32.16	8.01	8.30	1.260	0.000	0.168	0.000	0.010	57.3	-
1998	표층	14.20	31.18	8.03	8.32	0.760	0.000	0.202	0.000	0.025	28.0	-
1999	표층	13.10	31.00	7.95	9.19	1.410	0.000	0.221	0.000	0.014	22.0	-
2000	표층	12.70	31.02	7.95	7.54	0.910	0.000	0.190	0.000	0.023	26.4	.50
2001	표층	13.00	30.92	7.82	7.62	1.380	0.000	0.198	0.000	0.019	21.4	.50
2002	표층	12.40	30.88	8.01	8.05	0.810	0.177	0.324	0.028	0.063	20.8	1.51
2	표층	3.52	31.68	8.16	9.33	0.715	0.203	0.353	0.055	0.117	38.1	1.24
5	표층	10.95	31.32	7.92	9.06	0.520	0.209	0.250	0.021	0.046	14.9	1.77
8	표층	21.90	29.37	7.86	5.81	1.310	0.168	0.561	0.016	0.040	13.3	2.05
11	표층	13.20	31.12	8.07	8.00	0.700	0.129	0.132	0.021	0.050	16.9	.97

■아산연안(Asan, 4 stations)

구 분 년 월	층 별 Layer	수 온 Temp. (℃)	염 분 Sal. (%)	수소이온 농 도 PH	용존 산소량 Do (mg/l)	화학적 산소요구량 COD (mg/l)	용존 무기질소 DIN (mg/l)	총 질 소 T - N (mg/l)	용존 무기인 DIP (mg/l)	총 인 T-P (mg/l)	부유물질 (PO ₄ -P) SPM (mg/l)	클로로필 Chl-a (μg/L)
1997	표층	14.20	31.69	7.93	7.28	1.340	0.000	0.233	0.000	0.009	61.1	-
1998	표층	14.70	30.14	8.01	8.24	1.010	0.000	0.313	0.000	0.026	31.0	-
1999	표층	13.70	29.57	8.03	9.33	1.590	0.000	0.308	0.000	0.022	14.6	-
2000	표층	13.20	30.29	7.94	7.27	1.290	0.000	0.248	0.000	0.022	18.7	.65
2001	표층	13.60	30.12	7.83	7.73	1.210	0.000	0.302	0.000	0.020	20.4	.68
2002	표층	12.60	29.69	8.02	8.17	1.010	0.297	0.381	0.030	0.077	19.9	1.56
2	표층	3.37	31.52	8.25	9.59	0.860	0.251	0.344	0.048	0.129	31.2	.75
5	표층	12.72	30.66	7.97	8.93	0.670	0.314	0.378	0.023	0.053	10.8	1.55
8	표층	22.60	26.26	7.79	6.00	1.500	0.437	0.601	0.023	0.060	10.6	2.73
11	표층	11.70	30.31	8.07	8.16	1.000	0.187	0.201	0.026	0.065	27.0	1.22

■인천연안(Incheon, 15 stations)

구 분 년 월	층 별 Layer	수 온 Temp. (℃)	염 분 Sal. (%)	수소이온 농 도 PH	용존 산소량 Do (mg/l)	화학적 산소요구량 COD (mg/l)	용존 무기질소 DIN (mg/l)	총 질 소 T - N (mg/l)	용존 무기인 DIP (mg/l)	총 인 T-P (mg/l)	부유물질 (PO ₄ -P) SPM (mg/l)	클로로필 Chl-a (μg/L)
1997	표층	14.20	30.47	7.93	7.90	1.560	0.000	0.515	0.000	0.025	68.8	-
1998	표층	14.50	29.09	7.98	8.56	1.540	0.000	0.449	0.000	0.030	41.5	-
1999	표층	13.90	29.27	7.95	9.15	1.580	0.000	0.547	0.000	0.031	22.9	-
2000	표층	13.30	29.74	7.92	7.58	1.480	0.000	0.454	0.000	0.031	31.3	.98
2001	표층	13.60	29.67	7.84	7.61	1.380	0.000	0.445	0.000	0.031	29.9	.90
2002	표층	12.80	29.22	8.04	8.33	1.310	0.440	0.703	0.035	0.114	27.6	4.61
2	표층	3.27	31.20	8.32	10.48	1.396	0.445	0.579	0.035	0.121	14.3	2.63
5	표층	13.11	29.51	7.90	8.54	0.757	0.515	0.695	0.027	0.058	12.7	3.23
8	표층	23.70	26.68	7.90	5.79	1.620	0.425	1.123	0.034	0.080	14.9	9.86
11	표층	11.30	29.49	8.04	8.48	1.480	0.375	0.415	0.045	0.196	68.5	2.73

2. 사고에 의한 해양오염 발생현황(5-1)

Condition of Marine Pollution by Accident

▣ 해역별

(단위:건/kl)

연도	구분	계	서해				남해				동해			
			인천 Incheon	태안 Taean	군산 Gunsan	목포 Mokpo	제주 Jeju	여수 Yeosu	통영 Tongyeong	부산 Busan	울산 Ulsan	포항 Pohang	동해 Donghae	속초 Sokcho
총계	발생건수	4,007	396	249	166	293	339	255	462	695	381	290	228	253
	유출량(kl)	39,951.5	4,734.5	8,634.6	697.5	562.7	772.1	8,961.4	2,281.0	6,772.4	5,524.0	904.5	46.4	60.4
1993	발생건수	371	70	26	10	30	28	25	40	45	54	19	4	20
	유출량(kl)	15,460.3	4,534.8	8,329.1	.7	202.3	22.2	1,256.6	5.5	1,051.7	14.3	6.7	.1	36.3
1994	발생건수	365	56	25	9	18	38	24	32	79	38	19	7	20
	유출량(kl)	456.1	18.8	1.5	8.5	52.4	28.5	69.0	3.5	180.8	71.3	20.1	.5	1.2
1995	발생건수	299	33	16	15	11	28	18	33	61	36	22	17	9
	유출량(kl)	15,775.9	36.0	20.6	1.4	30.6	5.6	6,642.4	41.8	3,943.7	5,011.2	41.4	.8	.4
1996	발생건수	337	28	20	10	27	28	22	33	72	33	23	18	23
	유출량(kl)	1,720.1	11.6	18.0	430.5	62.5	263.5	82.9	393.1	409.4	35.6	10.0	.7	2.3
1997	발생건수	379	36	10	17	28	31	20	48	43	35	31	36	44
	유출량(kl)	3,441.0	9.7	.6	2.4	142.9	53.2	7.7	1,703.7	741.1	18.7	722.4	25.3	13.3
1998	발생건수	470	44	19	17	39	32	17	50	65	40	51	51	45
	유출량(kl)	1,050.2	37.0	5.0	1.0	17.6	128.9	468.8	28.0	24.5	318.0	12.0	7.5	1.9
1999	발생건수	463	35	25	11	48	33	31	72	69	45	39	29	26
	유출량(kl)	386.9	23.1	2.7	19.6	11.7	106.9	76.8	18.5	60.6	43.9	21.6	1.0	.5
2000	발생건수	483	38	36	28	30	46	37	71	86	37	18	24	32
	유출량(kl)	583.0	58.5	194.7	9.8	9.2	95.7	98.5	48.6	11.1	3.6	42.0	7.9	3.4
2001	발생건수	455	34	29	19	33	40	36	41	100	35	36	29	23
	유출량(kl)	668.1	2.4	24.5	16.5	24.6	4.7	232.9	10.4	339.7	5.8	3.5	2.4	.7
2002	발생건수	385	22	43	30	29	35	25	42	75	28	32	13	11
	유출량(kl)	409.9	2.6	37.9	207.1	8.9	62.9	25.8	27.9	9.8	1.6	24.8	.2	.4

주: '95년부터 해양환경에 큰 피해가 없는 소량사고 및 과거 추적 적발된 오염사고는 제외되었음.

자료: 해양경찰청

2. 사고에 의한 해양오염 발생현황(5-2) Condition of Marine Pollution by Accident

289

▣ 연별·물질별

(단위:건/kl)

연 도	구 분	계	기					폐 기 물 (톤)	유해물질
			소 계	중 유	경 유	선저폐수	기 타 유		
총 계	발생건수	4,007	3,775	676	1,293	1,264	542	188	44
	유출량(kl)	39,951.5	39,450.2	10,483.6	13,088.2	688.7	15,189.7	244.2	257.1
1993	발생건수	371	335	70	91	133	41	29	7
	유출량(kl)	15,460.3	15,388.4	1,505.4	4,969.2	388.4	8,525.4	71.5	.4
1994	발생건수	365	339	68	117	91	63	18	8
	유출량(kl)	456.1	418.1	211.5	162.7	26.6	17.3	10.9	27.1
1995	발생건수	299	285	78	83	84	40	12	2
	유출량(kl)	15,775.9	15,772.9	4,352.5	5,746.6	76.1	5,597.7	2.8	.2
1996	발생건수	337	312	66	113	84	49	21	4
	유출량(kl)	1,720.1	1,659.5	525.3	627.5	26.3	480.4	57.8	2.8
1997	발생건수	379	357	64	132	115	46	20	2
	유출량(kl)	3,441.0	3,427.9	2,397.4	687.9	16.8	325.8	12.7	.4
1998	발생건수	470	442	71	136	171	64	25	3
	유출량(kl)	1,050.2	1,038.2	831.4	176.0	17.6	13.2	11.3	.7
1999	발생건수	463	430	68	131	169	62	28	5
	유출량(kl)	386.9	346.6	53.6	130.2	38.8	124.0	39.1	1.2
2000	발생건수	483	463	65	144	186	68	17	3
	유출량(kl)	583.0	569.3	233.1	288.5	19.1	28.6	10.5	3.2
2001	발생건수	455	440	74	163	144	59	11	4
	유출량(kl)	668.1	630.5	322.0	161.0	73.6	73.9	27.2	10.4
2002	발생건수	385	372	52	183	87	50	7	6
	유출량(kl)	409.9	198.8	51.4	138.6	5.4	3.4	.4	210.7

Note : The data since 1995 was not included the small scale pollutions which not affected to the marine environment and the illegal discharges made in old times, which were disclosed by inspectors.
Source : National Maritime Police Agency

2. 사고에 의한 해양오염 발생현황(5-3)

Condition of Marine Pollution by Accident

□ 월별·물질별

(단위:건/kl)

연 도	구 분	계	기 품 (kl)					폐 기 물 (톤)	유해물질
			소 계	중 유	경 유	선저폐수	기 타 유		
총 계	발생건수	385	372	52	183	87	50	7	6
	유출량(kl)	409.9	198.8	51.4	138.6	5.4	3.4	.4	210.7
1 월	발생건수	14	14	5	7	1	1	0	0
	유출량(kl)	5.2	5.2	4.7	.4	.1	.0	.0	.0
2 월	발생건수	21	20	4	9	6	1	1	0
	유출량(kl)	1.7	1.6	.4	.9	.3	.0	.1	.0
3 월	발생건수	61	58	4	22	24	8	1	2
	유출량(kl)	8.0	4.1	.3	2.7	.9	.2	.0	3.9
4 월	발생건수	28	28	4	16	3	5	0	0
	유출량(kl)	18.2	18.2	16.2	1.4	.3	.3	.0	.0
5 월	발생건수	35	32	1	20	3	8	1	2
	유출량(kl)	207.7	3.8	.0	2.5	1.1	.2	.1	203.8
6 월	발생건수	39	38	2	19	12	5	1	0
	유출량(kl)	11.5	11.5	.2	9.4	1.0	.9	.0	.0
7 월	발생건수	33	33	5	12	10	6	0	0
	유출량(kl)	55.6	55.6	20.0	34.6	.5	.5	.0	.0
8 월	발생건수	30	30	4	12	8	6	0	0
	유출량(kl)	32.0	32.0	.5	30.7	.4	.4	.0	.0
9 월	발생건수	41	40	8	23	6	3	1	0
	유출량(kl)	5.9	5.7	.2	5.2	.3	.0	.2	.0
10 월	발생건수	34	33	4	19	8	2	1	0
	유출량(kl)	6.0	6.0	2.6	2.9	.2	.3	.0	.0
11 월	발생건수	24	22	4	13	3	2	1	1
	유출량(kl)	48.3	48.1	.9	46.5	.2	.5	.0	.2
12 월	발생건수	25	24	7	11	3	3	0	1
	유출량(kl)	9.8	7.0	5.4	1.4	.1	.1	.0	2.8

2. 사고에 의한 해양오염 발생현황(5-4)

Condition of Marine Pollution by Accident

Unit: Number

▣ 배출원별
단위:건

연월	구분	계	선박(kl)				육상 (해양시설)	불명	
			소계	어선	화물선	유조선			기타선
총계		4,007	3,526	651	339	2,059	477	347	134
1993		371	316	98	47	145	26	43	12
1994		365	324	88	32	167	37	34	7
1995		299	269	65	41	134	29	21	9
1996		337	286	53	37	151	45	33	18
1997		379	340	65	35	197	43	31	8
1998		470	418	68	27	269	54	37	15
1999		463	407	68	28	247	64	35	21
2000		483	416	61	27	272	56	42	25
2001		455	405	52	33	259	61	39	11
2002		385	345	33	32	218	62	32	8
1		14	13	1	2	6	4	1	0
2		21	16	2	4	9	1	1	4
3		61	58	4	3	44	7	2	1
4		28	26	2	3	16	5	1	1
5		35	31	3	1	16	11	4	0
6		39	32	5	0	20	7	7	0
7		33	30	3	2	21	4	3	0
8		30	25	3	1	17	4	4	1
9		41	39	3	7	22	7	1	1
10		34	30	1	1	24	4	4	0
11		24	21	2	3	13	3	3	0
12		25	24	4	5	10	5	1	0

2. 사고에 의한 해양오염 발생현황(5-5)
Condition of Marine Pollution by Accident

■ 원 인 별
단위:건

Unit: Number

연 월	구 분	계	해 난	부 주 의	고 의	파 손	불 명
총	계	4,007	990	2,015	663	205	134
1993		371	68	213	68	10	12
1994		365	56	231	55	16	7
1995		299	56	183	32	19	9
1996		337	62	189	46	22	18
1997		379	94	201	60	16	8
1998		470	131	195	105	24	15
1999		463	101	237	88	16	21
2000		483	123	198	111	26	25
2001		455	150	204	67	23	11
2002		385	149	164	31	33	8
1		14	3	9	0	2	0
2		21	6	8	0	3	4
3		61	17	22	14	7	1
4		28	10	14	1	2	1
5		35	13	19	1	2	0
6		39	17	18	2	2	0
7		33	18	10	3	2	0
8		30	15	11	1	2	1
9		41	19	18	0	3	1
10		34	14	9	7	4	0
11		24	9	13	1	1	0
12		25	8	13	1	3	0

3. 해양 측량 (3-1)

Hydrographic Survey

구 분 기 간	측량지명 Locality	측량구역 Range Surveyd		측 척 Scale	전면적 Area Surveyd (km ²)	측량거리 Distance of Sonding(km)
		위 도	경 도			
국가해양기본도 조사 '02. 4.1~7.20 9.1~10.20	제주도 남부	32-30-00	123-56-00	1:250,000	29,000	-
		32-30-00	125-30-00			
		32-45-00	125-30-00			
		32-45-00	127-37-00			
		32-21-00	127-23-00			
		31-45-00	127-07-00			
		31-45-00	124-42-00			
마산에서 통영항로 '02.5.1~8.15	마산, 통영	35-04-23	128-38-51	1:20,000		675
		35-04-08	128-39-27			
		35-02-53	128-39-26			
		35-01-54	128-38-31			
		35-02-49	128-40-28			
		35-02-52	128-42-30			
		35-02-16	128-42-30			
		35-02-14	128-40-41			
		35-00-45	128-37-36			
		34-55-22	128-32-38			
		34-55-45	128-32-05			
35-03-05	128-38-50					
진해만 부근 '02.5.1~8.15	진해만	34-59-28	128-31-00	1:10,000		25
		34-59-28	128-36-10			
		34-54-10	128-36-10			
		34-54-10	128-31-00			
고현만 '02.5.1~8.15	고현	-	-	1:10,000		-
포항신항 및 부근 '02.5.1~8.31	포항	36-00-10	129-23-21	1:10,000		580
		36-00-10	129-28-51			
		36-02-23	129-28-51			
		36-01-41	129-27-00			
		36-01-41	129-23-21			
속초항 '02.5.1~8.31		38-12-41	128-35-38	1:5,000		100
		38-12-41	128-36-06			
		38-11-50	128-36-56			
		38-11-35	128-36-06			
		38-11-35	128-35-38			
동해항 '02.5.1~8.31	동해	37-29-20	129-10-21	1:7,500		70
		37-29-11	129-10-21			
		37-29-39	129-08-37			
		37-29-13	129-07-34			
		37-29-32	129-07-19			
		37-30-05	129-08-27			
삼척항 '02.5.1~8.31	삼척	37-25-40	129-11-18	1:5,000		50
		37-25-40	129-12-03			
		37-26-15	129-12-03			
		37-26-15	129-11-18			
		37-26-15	129-11-18			

3. 해 양 측 량 (3-2)

Hydrographic Survey

구 분 기 간	측량지명 Locality	측량구역 Range Surveyd		측 척 Scale	전면적 Area Surveyd (km ²)	측량거리 Distance of Sonding(km)
		위 도	경 도			
군산항 및 장항항 '02. 5.1~9.30	군산항 및 장항항	36-00-36	126-39-40	1:7,500		1,030
		36-00-36	126-45-00			
		35-58-30	126-45-00			
		35-58-30	126-39-40			
장항항 항로 '02. 5.1~9.30	장항항 항로	35-59-07	126-39-09	1:7,500		
		35-59-33	126-39-41			
		35-59-55	126-40-07			
		36-00-15	126-40-41			
		36-00-13	126-41-47			
		36-00-07	126-41-47			
		36-00-09	126-40-44			
		35-59-53	126-40-17			
		35-59-28	126-39-46			
		35-58-56	126-39-07			
군산항 항로 '02. 5.1~9.30	군산항 항로	35-58-25	126-29-37	1:15,000		
		35-59-36	126-31-15			
		35-58-50	126-31-15			
		35-58-52	126-32-01			
		35-58-46	126-34-16			
		35-58-57	126-38-10			
		35-59-11	126-39-34			
		35-59-04	126-39-38			
		35-58-45	126-38-14			
		35-58-44	126-37-58			
		35-58-00	126-38-00			
		35-58-00	126-31-00			
		35-58-18	126-31-00			
		35-58-14	126-29-42			
정등해 및 부근 '02. 5.1~11.22	정등해	34-39-40	126-18-00	1:35,000		
		34-36-50	126-18-00			
		34-36-50	126-13-40			
		34-31-30	126-13-40			
		34-31-30	126-03-42			
		34-27-00	126-05-20			
팔구포 및 부근 '02. 5.1~11.7	팔구포	34-45-00	125-52-50	1:20,000		
		34-45-00	126-05-20			
		34-37-00	126-05-20			
		34-37-00	125-52-50			
장죽수도 및 부근 '02. 5.24~8.23	장죽수도	34-23-40	126-03-00	1:30,000		
		34-23-40	126-10-00			
		34-12-00	126-10-00			
		34-12-00	126-03-00			

3. 해양 측량 (3-3)

Hydrographic Survey

구 분 기 간	측량지명 Locality	측량구역 Range Surveyd		측 척 Scale	전면적 Area Surveyd (km ²)	측량거리 Distance of Sonding(km)
		위 도	경 도			
명량수도 및 부근 '02.5.1~9.21	명량수도	34-36-50 34-36-50 34-30-30 34-30-30	126-13-40 126-24-04 126-24-04 126-13-40	1:20,000		1,200
광양항 진입수로 '02.4.29~11.24	광양항	34-56-45 34-56-45 34-53-30 34-53-30 34-53-30 34-53-30 34-51-00 34-50-00 34-50-00	127-45-00 127-50-00 127-50-00 127-45-00 127-45-00 127-50-00 127-50-00 127-46-30 127-45-00	1:10,000		1,000
인천항 동·서수도 '02.8.19~12.15	인천항 동·서수도	37-19-43 37-20-32 37-20-41 37-19-50 37-16-32 37-15-38 37-20-36 37-20-07 37-16-38 37-13-03 37-09-52 37-09-13 37-07-05 37-07-19 37-08-55 37-10-05 37-17-28 37-16-31 37-15-59 37-12-05 37-12-20 37-10-57 37-10-45 37-09-10 37-09-37	126-20-12 126-23-30 126-26-23 126-28-13 126-25-15 126-25-15 126-26-49 126-27-37 126-24-32 126-24-37 126-21-33 126-20-15 126-19-04 126-18-25 126-19-31 126-18-56 126-23-44 126-15-55 126-15-05 126-12-46 126-12-03 126-11-18 126-11-49 126-10-43 126-09-52	1:30,000		1,195

4. 해양 관측 Oceanographic Observation

구분 월별	조석 관측 (단위 : 연일수) Tide Observation (Unit : day)				해·조류관측 (단위 : 점수) Tidal Current Observation (Unit : No. of Station)				정점해양관측 (단위 : 점수) Sectional Oceanographic (Unit : No. of Station)			
	동 해 East Coast	남 해 South Coast	서 해 West Coast	계 Total	동 해 East Coast	남 해 South Coast	서 해 West Coast	계 Total,	동 해 East Coast	남 해 South Coast	서 해 West Coast	계 Total
총 계 Total	1,894	3,316	3,887	9,097	150	154	23	327	150	120	0	270
1 Jan.	155	279	332	766	0	0	0	0	0	0	0	0
2 Feb.	140	252	308	700	25	20	0	45	25	20	0	45
3 Mar.	155	279	339	773	0	0	0	0	0	0	0	0
4 Apr.	150	270	330	750	25	24	0	49	25	20	0	45
5 May.	155	279	339	773	0	24	7	31	0	0	0	0
6 Jun.	150	270	324	744	25	25	9	59	25	20	0	45
7 Jul.	155	279	339	773	0	1	1	2	0	0	0	0
8 Aug.	155	279	340	774	25	20	6	51	25	20	0	45
9 Sep.	150	270	330	750	0	0	0	0	0	0	0	0
10 Oct.	163	279	304	746	25	20	0	45	25	20	0	45
11 Nov.	180	270	301	751	0	0	0	0	0	0	0	0
12 Dec.	186	310	301	797	25	20	0	45	25	20	0	45

5. 항해 도서 기간 행 Publication of Nautical Charts and Documents

구 분	해 도 Chart			항해서지 Nautical Publication		
	간행부수(매) Print Quantity	종 류(종) Sorts	분 출(매) Distribution	간행부수(매) Print Quantity	종 류(종) Sorts	분 출(매) Distribution
총 계 Total	85,600	275	73,012	13,400	50	13,462
1 Jan.	3,700	67	1,139	0	18	1,354
2 Feb.	1,800	153	2,139	0	33	369
3 Mar.	1,300	148	3,145	1,600	20	445
4 Apr.	2,300	219	9,942	0	21	1,731
5 May.	4,400	157	5,543	0	25	1,018
6 Jun.	11,800	109	8,874	0	18	280
7 Jul.	8,100	143	7,393	5,000	1	15
8 Aug.	8,500	200	9,672	2,300	18	2,787
9 Sep.	6,300	144	3,317	1,300	11	209
10 Oct.	9,900	191	3,884	900	16	2,334
11 Nov.	5,600	115	10,931	0	8	2,755
12 Dec.	21,900	166	7,033	2,300	21	165

6. 주요 항 간 Distance between

단위:해리(1해리=1852 m)

구 분	인 천 Incheon	평 택 Pyeongtaek	대 산 Daesan	군 산 Gunsan	목 포 Mokpo	완 도 Wando	여 수 Yeosu	광 양 Gwangyang
인 천 Incheon	-	41	62	122	233	266	335	347
평 택 Pyeongtaek	-	-	23	109	174	253	322	346
대 산 Daesan	-	-	-	99	160	203	277	284
군 산 Gunsan	-	-	-	-	156	186	265	269
목 포 Mokpo	-	-	-	-	-	83	151	178
완 도 Wando	-	-	-	-	-	-	79	103
여 수 Yeosu	-	-	-	-	-	-	-	7
광 양 Gwangyang	-	-	-	-	-	-	-	-
마 산 Masan	-	-	-	-	-	-	-	-
삼 천 포 Samcheonpo	-	-	-	-	-	-	-	-
거 제 Geoje	-	-	-	-	-	-	-	-
통 영 Tongyeong	-	-	-	-	-	-	-	-
부 산 Pusan	-	-	-	-	-	-	-	-
울 산 Ulsan	-	-	-	-	-	-	-	-
포 함 Pohang	-	-	-	-	-	-	-	-
삼 척 Samcheok	-	-	-	-	-	-	-	-
묵 호 Mukho	-	-	-	-	-	-	-	-
옥 계 Okgye	-	-	-	-	-	-	-	-

거 리 표

Major Ports

마 산	삼천포	거 제	통 영	부 산	울 산	포 항	삼 척	묵 호	옥 계
Masan	Samcheonpo	Geoje	Tongyeong	Pusan	Ulsan	Pohang	Samcheck	Mukho	Okgye
337	345	373	361	406	435	486	548	555	572
390	332	360	334	393	422	473	535	542	529
333	289	308	297	331	360	411	486	494	500
326	266	289	290	329	358	407	468	475	449
225	139	186	189	228	257	309	379	386	362
139	93	114	99	138	168	220	290	297	306
101	40	63	42	97	126	164	239	245	257
106	44	68	47	102	131	169	244	250	262
-	78	28	59	43	69	125	192	197	209
-	-	49	29	78	107	145	220	226	241
-	-	-	36	29	52	90	165	171	199
-	-	-	-	63	92	130	205	238	227
-	-	-	-	-	37	89	161	168	178
-	-	-	-	-	-	56	133	140	151
-	-	-	-	-	-	-	88	95	106
-	-	-	-	-	-	-	-	7	21
-	-	-	-	-	-	-	-	-	10
-	-	-	-	-	-	-	-	-	-

1. 해양안전심판현황

Condition of Marine Accidents Inquiry

(중앙해양안전심판원)

Unit: Number

단위:건수

연도별	구분	전년이월	심판청구	심판대상	기각, 각하	심판계류	재결
		Transfer of Last Pendency	Offered for Inquiry	Object of inquiry	Reject	Pendency	Judgement
1998		10	25	35	10	3	22
1999		3	21	24	2	3	19
2000		3	24	27	7	6	14
2001		6	32	38	6	12	20
2002		12	35	47	11	9	27

(지방해양안전심판원)

Unit: Number

단위:건수

연도별	구분	사고접수	조사중	불요처분	심판청구	재결	심판계류	관할이전
		Recognition of Marine Accidents	Under Investigation	Renunciation	Offered for Inquiry	Judgement	Pendency	Change of Jurisdiction
합계 Total	1998	(257) 1029	237	418	374	387	72	+ 78 , - 78
	1999	(237) 1086	157	556	373	346	99	+ 97 , - 97
	2000	(157) 791	143	372	276	308	66	+ 74 , - 74
	2001	(143) 753	184	287	282	290	57	+ 57 , - 57
	2002	(184) 741	176	262	303	295	65	+ 49 , - 48
부산 Busan	1998	(52) 232	50	85	97	168	40	+ 69 , - 1
	1999	(50) 220	14	113	93	154	56	+ 79 , - 2
	2000	(14) 127	19	53	55	140	35	+ 65 , - 0
	2001	(19) 144	21	58	65	121	21	+ 43 , - 0
	2002	(21) 131	28	28	75	113	16	+ 38 , - 4
인천 Incheon	1998	(61) 231	48	80	103	64	19	+ 2 , - 30
	1999	(48) 257	34	148	75	60	17	+ 6 , - 23
	2000	(34) 205	40	104	61	51	10	+ 3 , - 20
	2001	(40) 195	42	70	83	53	17	+ 2 , - 25
	2002	(42) 183	41	64	78	64	19	+ 3 , - 15
목포 Mokpo	1998	(103) 399	110	170	119	102	6	+ 6 , - 38
	1999	(110) 464	89	227	148	88	20	+ 11 , - 57
	2000	(89) 337	58	166	113	83	18	+ 6 , - 38
	2001	(58) 285	89	98	98	90	14	+ 12 , - 24
	2002	(89) 279	73	96	110	85	22	+ 6 , - 23
동해 Donghae	1998	(41) 167	29	83	55	53	7	+ 1 , - 9
	1999	(29) 145	20	68	57	44	6	+ 1 , - 15
	2000	(20) 122	26	49	47	34	3	+ 0 , - 16
	2001	(26) 129	32	61	36	26	5	+ 0 , - 8
	2002	(32) 148	34	74	40	33	8	+ 2 , - 6

주: ()는 대법원 환송분임

자료: 해양안전심판원

Source : Marine Accident Inquiry Agency

D o n g h a e

Unit: Number

:																	
1993	60	12	1	5	6	4	10	0	8	4	1	0	3	1	3	2	0
1994	80	17	2	3	2	7	14	0	20	4	1	0	1	1	2	6	0
1995	90	17	2	6	7	12	8	0	29	3	1	0	1	1	1	2	0
1996	87	19	3	3	1	8	13	2	17	2	3	0	3	0	2	11	0
1997	139	33	0	7	3	16	20	0	39	0	1	0	7	0	1	12	0
1998	126	12	0	14	2	10	10	3	45	4	0	1	7	0	2	16	0
1999	116	11	0	8	0	16	12	2	48	0	2	0	5	1	0	11	0
2000	102	15	1	6	2	9	14	1	31	0	1	0	8	0	7	7	0
2001	103	21	3	10	5	11	17	0	21	1	1	0	7	0	3	3	0
2002	116	37	1	7	1	8	16	0	28	0	0	0	7	0	9	2	0
1	11	3	0	1	1	1	4	0	1	0	0	0	0	0	0	0	0
2	9	1	0	0	0	1	1	0	4	0	0	0	0	0	1	1	0
3	13	2	0	2	0	1	1	0	4	0	0	0	0	0	2	1	0
4	13	4	0	0	0	1	0	0	3	0	0	0	2	0	3	0	0
5	9	3	0	0	0	0	3	0	3	0	0	0	0	0	0	0	0
6	7	2	0	0	0	0	1	0	2	0	0	0	1	0	1	0	0
7	5	2	0	1	0	0	0	0	1	0	0	0	0	0	1	0	0
8	5	3	0	0	0	0	0	0	1	0	0	0	0	0	1	0	0
9	14	4	0	0	0	1	3	0	4	0	0	0	2	0	0	0	0
10	15	5	1	2	0	1	2	0	3	0	0	0	1	0	0	0	0
11	6	3	0	0	0	0	0	0	2	0	0	0	1	0	0	0	0
12	9	5	0	1	0	2	1	0	0	0	0	0	0	0	0	0	0

Source : Marine Accident Inquiry Agency

:

M o k p o

Unit: Number

1993	214	38	6	19	7	10	22	0	82	6	8	0	15	0	1	0	0
1994	302	52	7	32	8	22	38	2	80	8	9	0	41	0	2	1	0
1995	257	55	3	29	4	12	23	0	80	7	8	1	25	0	4	6	0
1996	275	57	2	36	11	16	20	4	76	10	4	0	6	1	11	21	0
1997	321	52	2	35	5	15	32	1	127	5	7	0	7	1	2	30	0
1998	296	57	1	32	7	28	26	1	101	6	7	0	13	0	1	16	0
1999	354	60	1	27	17	26	35	1	124	8	4	1	8	0	10	32	0
2000	248	49	4	22	10	20	22	1	80	5	1	0	5	0	7	22	0
2001	227	46	1	21	7	26	26	0	60	4	3	0	7	0	7	19	0
2002	190	49	6	16	13	23	16	0	46	2	0	0	9	0	9	1	0
1	14	4	0	1	2	2	0	0	2	2	0	0	1	0	0	0	0
2	11	2	0	1	0	2	0	0	5	0	0	0	0	0	1	0	0
3	16	2	0	1	2	1	1	0	5	0	0	0	1	0	2	1	0
4	16	2	1	2	1	2	1	0	4	0	0	0	0	0	3	0	0
5	12	0	0	0	0	1	2	0	6	0	0	0	2	0	1	0	0
6	17	7	0	3	0	1	3	0	3	0	0	0	0	0	0	0	0
7	13	8	1	0	0	2	0	0	1	0	0	0	1	0	0	0	0
8	21	7	1	2	4	0	2	0	4	0	0	0	0	0	1	0	0
9	26	8	2	2	1	2	2	0	5	0	0	0	3	0	1	0	0
10	8	0	0	2	2	3	1	0	0	0	0	0	0	0	0	0	0
11	25	5	1	1	1	3	3	0	11	0	0	0	0	0	0	0	0
12	11	4	0	1	0	4	1	0	0	0	0	0	1	0	0	0	0

Source : Marine Accident Inquiry Agency

B u s a n

Unit: Number

1993	127	50	3	10	6	13	10	1	20	1	0	0	12	0	1	0	0
1994	182	71	1	27	3	20	19	0	19	4	0	0	17	0	0	1	0
1995	180	79	1	15	2	9	22	0	30	7	0	0	14	0	0	1	0
1996	150	65	3	12	3	10	9	0	22	2	5	0	5	0	0	14	0
1997	177	67	3	23	2	21	16	0	23	2	0	0	10	1	2	7	0
1998	180	54	1	14	3	14	21	0	33	4	1	1	25	2	2	5	0
1999	170	64	0	19	6	14	9	1	34	2	0	0	10	1	1	8	1
2000	113	42	1	9	2	9	7	0	22	0	1	1	5	0	2	12	0
2001	125	45	0	12	3	11	15	1	15	1	0	1	6	1	2	12	0
2002	110	64	0	11	7	3	6	0	9	2	1	0	1	3	2	1	0
1	12	5	0	1	1	0	2	0	2	0	0	0	0	0	0	1	0
2	8	4	0	0	0	1	1	0	2	0	0	0	0	0	0	0	0
3	8	4	0	1	0	0	0	0	1	1	0	0	1	0	0	0	0
4	8	3	0	1	3	0	0	0	0	0	0	0	0	0	1	0	0
5	10	6	0	3	0	0	0	0	0	0	1	0	0	0	0	0	0
6	3	1	0	0	1	0	0	0	1	0	0	0	0	0	0	0	0
7	5	3	0	1	0	0	0	0	1	0	0	0	0	0	0	0	0
8	12	9	0	0	1	1	1	0	0	0	0	0	0	0	0	0	0
9	12	7	0	2	0	0	0	0	0	0	0	0	0	2	1	0	0
10	17	12	0	1	1	0	1	0	0	1	0	0	0	1	0	0	0
11	8	5	0	0	0	1	1	0	1	0	0	0	0	0	0	0	0
12	7	5	0	1	0	0	0	0	1	0	0	0	0	0	0	0	0

Source : Marine Accident Inquiry Agency

I n c h e o n

Unit: Number

:																	
1993	128	17	4	15	5	14	22	0	34	6	1	0	4	1	5	0	0
1994	135	16	12	16	1	10	21	0	41	9	1	0	7	0	1	0	0
1995	182	32	4	19	5	16	22	0	50	6	3	1	9	0	3	12	0
1996	149	29	7	16	6	7	14	0	44	4	2	0	4	0	2	14	0
1997	203	29	4	20	6	16	31	0	47	11	8	0	23	0	1	7	0
1998	168	24	3	17	2	8	27	0	63	10	2	0	3	2	3	4	0
1999	209	38	1	14	4	11	34	0	63	8	9	1	1	0	2	22	1
2000	171	24	5	21	5	10	20	0	63	3	2	0	5	0	3	10	0
2001	155	29	11	17	6	14	14	0	39	2	2	0	5	0	5	10	1
2002	141	34	6	24	8	8	17	0	27	5	2	0	1	0	0	9	0
1	13	2	0	2	0	2	0	0	6	0	0	0	0	0	0	1	0
2	7	1	0	1	1	0	2	0	1	0	0	0	0	0	0	1	0
3	13	3	2	3	1	0	0	0	3	0	0	0	0	0	0	1	0
4	13	5	1	1	1	0	1	0	3	0	0	0	0	0	0	1	0
5	11	4	0	1	0	0	3	0	1	0	0	0	0	0	0	2	0
6	5	1	1	1	0	0	0	0	1	1	0	0	0	0	0	0	0
7	9	3	0	1	0	2	1	0	1	1	0	0	0	0	0	0	0
8	19	3	1	6	1	1	2	0	2	1	0	0	1	0	0	1	0
9	7	2	1	1	0	1	2	0	0	0	0	0	0	0	0	0	0
10	19	5	0	1	3	0	1	0	5	2	0	0	0	0	0	2	0
11	10	1	0	3	1	1	3	0	1	0	0	0	0	0	0	0	0
12	15	4	0	3	0	1	2	0	3	0	2	0	0	0	0	0	0

Source : Marine Accident Inquiry Agency

:

2. 사고 유형 별 해양 사고 (총괄)

Marine Accidents by Type of Accident

단위:건수

Unit: Number

구분 연월	계	충돌	접촉	좌초	전복	화재 폭발	침몰	행방 불명	기관 손상	추진기 손상	키 손상	속구 손상	조난	시설물 손상	인명 사상	안전 운항 저해	해양 오염
1993	529	117	14	49	24	41	64	1	144	17	10	0	34	2	10	2	0
1994	699	156	22	78	14	59	92	2	160	25	11	0	66	1	5	8	0
1995	709	183	10	69	18	49	75	0	189	23	12	2	49	1	8	21	0
1996	661	170	15	67	21	41	56	6	159	18	14	0	18	1	15	60	0
1997	840	181	9	85	16	68	99	1	236	18	16	0	47	2	6	56	0
1998	772	147	5	77	14	60	84	4	242	24	10	2	48	4	8	43	0
1999	849	173	2	68	27	67	90	4	269	18	15	2	24	2	13	73	2
2000	634	130	11	58	19	48	63	2	196	8	5	1	23	0	19	51	0
2001	610	141	15	60	21	62	72	1	135	8	6	1	25	1	17	44	1
2002	557	184	13	58	29	42	55	0	110	9	3	0	18	3	20	13	0
1	50	14	0	5	4	5	6	0	11	2	0	0	1	0	0	2	0
2	35	8	0	2	1	4	4	0	12	0	0	0	0	0	2	2	0
3	50	11	2	7	3	2	2	0	13	1	0	0	2	0	4	3	0
4	50	14	2	4	5	3	2	0	10	0	0	0	2	0	7	1	0
5	42	13	0	4	0	1	8	0	10	0	1	0	2	0	1	2	0
6	32	11	1	4	1	1	4	0	7	1	0	0	1	0	1	0	0
7	32	16	1	3	0	4	1	0	4	1	0	0	1	0	1	0	0
8	57	22	2	8	6	2	5	0	7	1	0	0	1	0	2	1	0
9	59	21	3	5	1	4	7	0	9	0	0	0	5	2	2	0	0
10	59	22	1	6	6	4	5	0	8	3	0	0	1	1	0	2	0
11	49	14	1	4	2	5	7	0	15	0	0	0	1	0	0	0	0
12	42	18	0	6	0	7	4	0	4	0	2	0	1	0	0	0	0

D o n g h a e

Unit: Number of Vessel

1993	76	0	9	64	1	1	1	0
1994	97	3	12	80	0	2	0	0
1995	107	1	13	85	3	1	2	2
1996	107	1	6	96	1	0	0	3
1997	173	1	15	149	1	1	1	5
1998	146	0	4	139	0	0	1	2
1999	128	0	10	112	2	1	0	3
2000	118	1	8	103	3	2	0	1
2001	124	0	6	111	2	2	1	2
2002	154	2	14	131	1	3	3	0
1	14	0	2	12	0	0	0	0
2	10	0	0	10	0	0	0	0
3	15	1	0	14	0	0	0	0
4	18	0	6	9	0	2	1	0
5	12	1	3	8	0	0	0	0
6	9	0	0	8	0	0	1	0
7	7	0	0	7	0	0	0	0
8	8	0	1	6	1	0	0	0
9	18	0	2	16	0	0	0	0
10	20	0	0	20	0	0	0	0
11	9	0	0	8	0	0	1	0
12	14	0	0	13	0	1	0	0

Source : Marine Accident Inquiry Agency

M o k p o

Unit: Number of Vessel

1993	266	10	30	187	7	16	14	2
1994	359	17	41	252	19	11	9	10
1995	317	11	41	212	17	10	13	13
1996	337	12	34	242	22	5	8	14
1997	375	5	24	306	12	3	15	10
1998	356	5	27	282	10	5	7	20
1999	421	9	30	337	6	15	8	16
2000	298	2	37	234	6	5	8	6
2001	285	7	34	206	4	17	12	5
2002	251	8	39	166	4	14	11	9
1	18	1	3	13	0	0	1	0
2	13	1	1	9	0	2	0	0
3	19	0	0	16	0	0	1	2
4	22	1	2	14	0	2	2	1
5	12	0	0	10	0	0	0	2
6	25	0	11	8	1	2	2	1
7	22	0	8	10	1	2	1	0
8	32	1	7	17	2	3	2	0
9	35	2	2	28	0	1	1	1
10	8	0	0	7	0	0	1	0
11	30	1	3	25	0	1	0	0
12	15	1	2	9	0	1	0	2

Source : Marine Accident Inquiry Agency

B u s a n

Unit: Number of Vessel

1993	186	2	38	101	19	13	7	6
1994	259	3	52	140	19	17	6	22
1995	266	1	50	153	15	17	14	16
1996	220	3	35	134	18	7	4	19
1997	245	2	41	156	21	7	6	12
1998	234	4	27	147	10	10	8	28
1999	244	0	37	157	11	9	10	20
2000	162	5	27	109	3	6	5	7
2001	181	1	42	98	10	13	8	9
2002	185	0	49	96	9	15	11	5
1	19	0	3	11	0	3	2	0
2	12	0	1	10	0	0	0	1
3	13	0	0	10	0	1	1	1
4	12	0	1	6	0	1	2	2
5	19	0	5	7	2	3	2	0
6	4	0	0	3	1	0	0	0
7	9	0	4	2	1	1	1	0
8	23	0	12	7	0	2	2	0
9	19	0	6	9	3	1	0	0
10	29	0	11	13	2	1	1	1
11	13	0	2	9	0	2	0	0
12	13	0	4	9	0	0	0	0

Source : Marine Accident Inquiry Agency

I n c h e o n

Unit: Number of Vessel

1993	150	6	16	92	12	10	6	8
1994	153	2	18	108	12	7	3	3
1995	221	7	33	128	15	8	15	15
1996	180	4	26	105	13	11	6	15
1997	234	13	29	148	8	12	3	21
1998	199	4	15	132	14	13	7	14
1999	248	6	20	175	5	16	6	20
2000	202	7	21	140	2	12	12	8
2001	189	5	34	122	7	8	3	10
2002	185	3	30	116	3	14	9	10
1	16	0	2	11	1	1	1	0
2	8	0	0	7	0	0	0	1
3	16	1	2	13	0	0	0	0
4	18	0	6	9	0	1	0	2
5	16	1	2	10	0	2	1	0
6	6	0	0	5	0	0	0	1
7	12	1	1	9	0	0	0	1
8	22	0	7	10	1	1	0	3
9	9	0	3	5	0	0	0	1
10	25	0	2	20	0	1	1	1
11	12	0	2	6	0	2	2	0
12	25	0	3	11	1	6	4	0

Source : Marine Accident Inquiry Agency

3. 선종별 해양사고 (총괄) Marine Accidents by Type of Vessel

단위:척

Unit: Number of Vessel

구분 연월	계	여객선	화물선	어선	유조선	예선	부선	기타
1993	678	18	93	444	39	40	28	16
1994	868	25	123	580	50	37	18	35
1995	911	20	137	578	50	36	44	46
1996	844	20	101	577	54	23	18	51
1997	1027	21	109	759	42	23	25	48
1998	936	13	73	700	34	28	23	65
1999	1041	15	97	781	24	41	24	59
2000	780	15	93	586	14	25	25	22
2001	779	13	116	537	23	40	24	26
2002	775	13	132	509	17	46	34	24
1	67	1	10	47	1	4	4	0
2	43	1	2	36	0	2	0	2
3	63	2	2	53	0	1	2	3
4	70	1	15	38	0	6	5	5
5	59	2	10	35	2	5	3	2
6	44	0	11	24	2	2	3	2
7	50	1	13	28	2	3	2	1
8	85	1	27	40	4	6	4	3
9	81	2	13	58	3	2	1	2
10	82	0	13	60	2	2	3	2
11	64	1	7	48	0	5	3	0
12	67	1	9	42	1	8	4	2

D o n g h a e

Unit: Number

\								가	
1993	44	22	0	8	6	1	0	0	7
1994	38	21	1	7	3	5	0	0	1
1995	53	24	0	19	6	1	0	1	2
1996	45	20	0	16	1	2	0	1	5
1997	50	29	1	9	5	2	0	4	0
1998	53	25	0	11	7	2	0	2	6
1999	44	20	0	9	10	2	0	0	3
2000	34	16	1	6	6	2	0	1	2
2001	26	18	0	4	0	1	0	1	2
2002	33	20	0	7	4	1	0	0	1
1	3	1	0	1	1	0	0	0	0
2	1	0	0	0	1	0	0	0	0
3	3	2	0	1	0	0	0	0	0
4	4	3	0	1	0	0	0	0	0
5	4	3	0	1	0	0	0	0	0
6	2	2	0	0	0	0	0	0	0
7	3	2	0	1	0	0	0	0	0
8	2	0	0	1	0	1	0	0	0
9	1	1	0	0	0	0	0	0	0
10	2	1	0	0	1	0	0	0	0
11	5	4	0	0	0	0	0	0	1
12	3	1	0	1	1	0	0	0	0

Source: Marine Accidents Inquiry Agency

M o k p o

Unit: Number

								가	
1993	92	56	1	17	10	2	0	2	4
1994	102	57	2	16	10	10	0	3	4
1995	77	40	0	23	6	4	0	0	4
1996	108	74	3	12	1	8	0	3	7
1997	81	57	1	11	8	3	0	0	1
1998	102	71	3	19	0	3	0	1	5
1999	88	59	4	17	6	2	0	0	0
2000	83	58	3	12	3	5	0	1	1
2001	90	64	1	16	4	3	0	1	1
2002	85	64	0	9	9	2	0	0	1
1	5	4	0	1	0	0	0	0	0
2	6	3	0	1	1	1	0	0	0
3	5	5	0	0	0	0	0	0	0
4	3	3	0	0	0	0	0	0	0
5	9	7	0	0	2	0	0	0	0
6	6	3	0	0	3	0	0	0	0
7	7	6	0	1	0	0	0	0	0
8	7	5	0	1	0	0	0	0	1
9	6	4	0	1	0	1	0	0	0
10	7	5	0	1	1	0	0	0	0
11	8	7	0	1	0	0	0	0	0
12	16	12	0	2	2	0	0	0	0

Source: Marine Accidents Inquiry Agency

B u s a n

Unit: Number

								가	
1993	98	71	1	12	3	1	1	6	3
1994	130	96	4	10	7	6	0	3	4
1995	170	130	2	18	7	5	0	0	8
1996	178	127	2	25	9	4	0	0	11
1997	132	94	2	22	6	8	0	0	0
1998	168	121	9	14	6	6	0	2	10
1999	154	114	3	13	17	4	0	1	2
2000	140	93	2	15	19	8	0	2	1
2001	121	82	2	23	3	3	1	1	6
2002	113	77	1	13	2	9	0	9	2
1	5	1	0	3	0	0	0	1	0
2	6	5	0	0	0	1	0	0	0
3	13	7	0	2	0	3	0	1	0
4	8	6	0	0	0	2	0	0	0
5	9	6	0	1	0	1	0	0	1
6	24	12	1	4	1	1	0	5	0
7	8	6	0	1	0	0	0	1	0
8	5	4	0	0	0	0	0	1	0
9	5	4	0	0	0	0	0	0	1
10	10	9	0	1	0	0	0	0	0
11	8	7	0	1	0	0	0	0	0
12	12	10	0	0	1	1	0	0	0

Source: Marine Accidents Inquiry Agency

I n c h e o n

Unit: Number

/								가	
1993	40	26	0	6	3	0	0	1	4
1994	37	22	1	5	3	3	0	1	2
1995	54	34	1	8	5	2	0	1	3
1996	106	69	3	13	6	2	0	4	9
1997	67	41	0	8	7	0	0	6	5
1998	64	30	2	14	2	3	0	2	11
1999	60	28	3	10	1	9	1	1	7
2000	51	31	5	3	3	1	2	3	3
2001	53	29	1	6	6	1	0	8	2
2002	64	36	2	11	4	5	0	0	6
1	8	5	0	1	0	2	0	0	0
2	3	2	0	0	0	1	0	0	0
3	4	3	0	1	0	0	0	0	0
4	6	3	1	0	0	1	0	0	1
5	2	0	0	0	0	1	0	0	1
6	8	5	1	1	0	0	0	0	1
7	3	0	0	2	0	0	0	0	1
8	2	1	0	1	0	0	0	0	0
9	2	0	0	1	0	0	0	0	1
10	9	6	0	1	2	0	0	0	0
11	9	7	0	1	0	0	0	0	1
12	8	4	0	2	2	0	0	0	0

Source: Marine Accidents Inquiry Agency

4. 원인 별 해양 사고 (총괄)

Marine Accidents by Cause

단위: 건수

Unit: Number

구 분 연 월	계	운 항 과 실	화 물 적재 불량	기관, 설비 취급 불량	화 기 취급 불량	선체, 기관 설비 결함	시 설 부 적 정	불 가 항 려	기 타
1993	274	175	2	43	22	4	1	9	18
1994	307	196	8	38	23	24	0	7	11
1995	354	228	3	68	24	12	0	2	17
1996	437	290	8	66	17	16	0	8	32
1997	330	221	4	50	26	13	0	10	6
1998	387	247	14	58	15	14	0	7	32
1999	346	221	10	49	34	17	1	2	12
2000	308	198	11	36	31	16	2	7	7
2001	290	193	4	49	13	8	1	11	11
2002	295	197	3	40	19	17	0	9	10
1	21	11	0	6	1	2	0	1	0
2	16	10	0	1	2	3	0	0	0
3	25	17	0	4	0	3	0	1	0
4	21	15	1	1	0	3	0	0	1
5	24	16	0	2	2	2	0	0	2
6	40	22	2	5	4	1	0	5	1
7	21	14	0	5	0	0	0	1	1
8	16	10	0	3	0	1	0	1	1
9	14	9	0	2	0	1	0	0	2
10	28	21	0	3	4	0	0	0	0
11	30	25	0	3	0	0	0	0	2
12	39	27	0	5	6	1	0	0	0

D o n g h a e

Unit: Person

	1	2	3	4	5	6	1	2	3	4	5	6	1	2	3				
1993	1	1	3	5	3	1	7	0	0	0	2	1	6	0	0	0	7	37	8
1994	0	2	4	7	3	0	18	0	0	0	0	0	7	0	0	0	3	44	5
1995	0	0	1	3	4	2	9	0	0	1	3	2	10	0	0	0	15	50	19
1996	1	2	4	6	5	3	10	0	0	0	2	0	7	0	0	0	12	52	15
1997	0	0	2	2	5	2	18	0	0	0	0	0	13	0	0	0	14	56	15
1998	0	0	0	2	2	2	10	0	0	0	1	1	16	0	0	0	16	50	15
1999	0	1	0	3	0	1	12	0	0	0	2	0	8	0	0	0	23	50	8
2000	0	0	1	1	2	0	6	1	0	0	1	0	7	0	0	0	12	31	3
2001	0	0	1	1	4	5	13	0	1	1	1	2	2	0	0	0	11	42	9
2002	0	1	3	1	4	1	6	0	0	2	1	1	4	0	0	0	18	42	12
1	0	0	0	0	0	0	0	0	0	0	0	1	0	0	0	0	2	3	1
2	0	0	0	0	0	0	0	0	0	0	0	0	0	0	0	0	1	1	0
3	0	0	1	0	0	0	1	0	0	0	0	0	0	0	0	0	3	5	0
4	0	0	0	0	0	0	1	0	0	1	0	0	0	0	0	0	3	5	0
5	0	0	0	0	2	0	0	0	0	0	0	0	0	0	0	0	3	5	3
6	0	0	0	1	0	0	0	0	0	0	1	0	1	0	0	0	3	6	3
7	0	1	1	0	0	0	1	0	0	0	0	0	1	0	0	0	0	4	1
8	0	0	0	0	0	0	0	0	0	1	0	0	0	0	0	0	1	2	0
9	0	0	0	0	0	0	1	0	0	0	0	0	0	0	0	0	0	1	0
10	0	0	0	0	0	0	0	0	0	0	0	0	1	0	0	0	0	1	1
11	0	0	1	0	2	1	2	0	0	0	0	0	0	0	0	0	1	7	1
12	0	0	0	0	0	0	0	0	0	0	0	0	1	0	0	0	1	2	2

Source: Marine Accidents Inquiry Agency

Μ ο κ ρ ο

Unit: Person

		1	2	3	4	5	6	1	2	3	4	5	6	1	2	3			
1993	0	1	2	8	9	9	26	0	2	0	0	4	11	0	0	0	11	83	48
1994	2	4	11	11	12	8	29	0	0	1	1	0	16	0	0	0	5	100	46
1995	1	4	4	9	10	6	16	1	2	4	2	4	15	0	0	0	7	85	33
1996	1	2	2	14	12	8	41	1	1	2	1	1	16	0	0	0	12	114	36
1997	0	4	6	7	9	10	17	0	0	0	0	0	13	0	0	0	16	82	40
1998	0	4	7	5	7	9	37	0	0	0	2	1	13	0	0	0	12	97	11
1999	0	3	1	7	2	6	20	0	0	0	3	2	15	0	0	0	15	74	33
2000	0	0	0	8	13	3	26	0	0	0	1	4	12	0	0	0	18	85	24
2001	0	6	10	22	13	7	34	0	0	3	1	4	14	0	0	0	20	134	30
2002	1	5	10	13	16	10	19	0	0	4	2	0	9	0	0	0	16	105	56
1	0	0	0	1	1	0	1	0	0	1	0	0	0	0	0	0	2	6	0
2	0	0	0	0	2	2	3	0	0	0	0	0	1	0	0	0	1	9	3
3	0	0	1	1	2	0	1	0	0	0	0	0	0	0	0	0	1	6	3
4	0	0	0	0	1	0	0	0	0	0	0	0	0	0	0	0	1	2	1
5	0	0	1	0	1	1	3	0	0	1	2	0	0	0	0	0	2	11	3
6	0	0	0	1	1	2	3	0	0	0	0	0	1	0	0	0	0	8	9
7	0	0	0	0	2	3	2	0	0	1	0	0	0	0	0	0	2	10	6
8	0	1	0	2	2	0	2	0	0	0	0	0	2	0	0	0	0	9	4
9	0	1	2	2	0	0	3	0	0	0	0	0	2	0	0	0	1	11	4
10	0	0	3	1	1	1	1	0	0	0	0	0	1	0	0	0	0	8	6
11	0	2	1	2	2	1	0	0	0	0	0	0	2	0	0	0	2	12	8
12	1	1	2	3	1	0	0	0	0	1	0	0	0	0	0	0	4	13	9

Source: Marine Accidents Inquiry Agency

B u s a n

Unit: Person

		1	2	3	4	5	6	1	2	3	4	5	6	1	2	3			
1993	3	6	12	23	16	10	33	1	1	2	5	4	4	0	0	0	5	125	21
1994	1	8	15	20	20	17	33	1	3	3	4	1	6	0	0	0	6	138	45
1995	2	5	20	27	38	17	44	3	5	5	6	4	6	0	0	0	17	199	78
1996	5	7	19	33	28	27	67	1	3	7	10	2	13	0	0	0	19	241	92
1997	0	6	25	20	28	15	34	2	2	3	10	5	12	0	0	0	15	177	62
1998	2	8	19	33	25	21	60	1	3	3	9	0	9	0	0	0	20	213	68
1999	3	11	27	22	27	16	46	0	4	4	10	3	10	0	0	0	24	207	68
2000	1	6	26	30	20	20	46	1	5	5	2	4	12	0	0	0	16	194	54
2001	0	5	10	14	13	5	17	0	0	2	1	1	2	0	0	0	9	79	27
2002	1	1	7	15	6	9	20	0	0	2	1	0	1	0	0	0	13	76	39
1	0	0	0	0	0	0	0	0	0	1	0	0	0	0	0	0	0	1	3
2	0	0	0	0	1	1	1	0	0	0	0	0	0	0	0	0	1	4	2
3	0	0	0	2	0	1	4	0	0	0	0	0	0	0	0	0	1	8	6
4	0	0	0	2	0	0	0	0	0	0	0	0	0	0	0	0	4	6	4
5	0	0	1	2	0	1	1	0	0	1	1	0	1	0	0	0	1	9	3
6	1	0	1	0	0	1	8	0	0	0	0	0	0	0	0	0	3	14	9
7	0	0	1	1	0	0	4	0	0	0	0	0	0	0	0	0	0	6	2
8	0	0	0	0	0	0	1	0	0	0	0	0	0	0	0	0	0	1	3
9	0	0	1	1	1	1	0	0	0	0	0	0	0	0	0	0	0	4	1
10	0	0	0	2	2	2	0	0	0	0	0	0	0	0	0	0	1	7	2
11	0	0	0	3	2	1	0	0	0	0	0	0	0	0	0	0	0	6	0
12	0	1	3	2	0	1	1	0	0	0	0	0	0	0	0	0	2	10	4

Source: Marine Accidents Inquiry Agency

I n c h e o n

Unit: Person

		1	2	3	4	5	6	1	2	3	4	5	6	1	2	3			
1993	0	2	3	2	1	4	13	0	0	0	1	0	1	0	0	0	3	30	10
1994	4	4	3	3	1	1	9	0	1	0	0	0	3	0	0	0	5	34	9
1995	0	3	4	5	6	8	6	1	0	1	1	0	6	0	0	0	14	55	33
1996	2	8	10	13	11	11	29	0	2	3	2	0	11	0	0	0	13	115	55
1997	3	5	8	7	6	10	25	1	2	1	2	2	5	0	0	0	8	85	31
1998	4	10	2	7	2	5	8	1	0	1	1	0	6	0	0	0	12	59	21
1999	3	2	2	9	2	8	10	0	0	0	0	1	11	0	0	0	14	62	22
2000	1	5	4	6	4	8	8	0	0	2	0	0	1	0	0	0	17	56	22
2001	5	6	8	14	4	3	11	0	1	3	2	1	9	0	0	0	15	82	35
2002	5	6	9	4	9	3	23	1	0	4	3	1	7	0	0	0	23	98	36
1	3	2	0	0	4	1	4	0	0	2	0	0	0	0	0	0	2	18	2
2	0	1	0	0	0	0	0	0	0	0	0	0	0	0	0	0	2	3	2
3	0	1	1	0	0	0	3	0	0	1	1	0	0	0	0	0	3	10	2
4	0	0	1	0	1	0	2	0	0	0	0	0	1	0	0	0	7	12	6
5	0	0	1	0	0	1	1	0	0	0	1	0	1	0	0	0	1	6	2
6	0	0	0	0	0	0	0	0	0	0	0	0	2	0	0	0	2	4	6
7	1	0	1	0	0	0	1	0	0	0	0	0	0	0	0	0	1	4	3
8	0	0	3	1	3	0	0	0	0	0	1	0	1	0	0	0	0	9	1
9	0	0	0	0	0	0	2	0	0	0	0	0	0	0	0	0	0	2	0
10	0	0	1	0	0	1	4	0	0	0	0	0	0	0	0	0	1	7	7
11	1	0	1	0	1	0	4	0	0	0	0	0	1	0	0	0	0	8	3
12	0	2	0	3	0	0	2	1	0	1	0	1	1	0	0	0	4	15	2

Source: Marine Accidents Inquiry Agency

5. 해기사별 해양사고 (총괄)

Marine Accidents by Pilots or Seafarers

단위: 명

Unit: Person

구분 연월	도선사	항해사						기관사						통신사			소형선박 조종사	계	무면허
		1급	2급	3급	4급	5급	6급	1급	2급	3급	4급	5급	6급	1급	2급	3급			
1993	4	10	20	38	29	24	79	1	3	2	8	9	22	0	0	0	26	275	87
1994	7	18	33	41	36	26	89	1	4	4	5	1	32	0	0	0	19	316	105
1995	3	12	29	44	58	33	75	5	7	11	12	10	37	0	0	0	53	389	163
1996	9	19	35	66	56	49	147	2	6	12	15	3	47	0	0	0	56	522	198
1997	3	15	41	36	48	37	94	3	4	4	12	7	43	0	0	0	53	400	148
1998	6	22	28	47	36	37	115	2	3	4	13	2	44	0	0	0	60	419	115
1999	6	17	30	41	31	31	88	0	4	4	15	6	44	0	0	0	76	393	131
2000	2	11	31	45	39	31	86	2	5	7	4	8	32	0	0	0	63	366	103
2001	5	17	29	51	34	20	75	0	2	9	5	8	27	0	0	0	55	337	101
2002	7	13	29	33	35	23	68	1	0	12	7	2	21	0	0	0	70	321	143
1	3	2	0	1	5	1	5	0	0	4	0	1	0	0	0	0	6	28	6
2	0	1	0	0	3	3	4	0	0	0	0	0	1	0	0	0	5	17	7
3	0	1	3	3	2	1	9	0	0	1	1	0	0	0	0	0	8	29	11
4	0	0	1	2	2	0	3	0	0	1	0	0	1	0	0	0	15	25	11
5	0	0	3	2	3	3	5	0	0	2	4	0	2	0	0	0	7	31	11
6	1	0	1	2	1	3	11	0	0	0	1	0	4	0	0	0	8	32	27
7	1	1	3	1	2	3	8	0	0	1	0	0	1	0	0	0	3	24	12
8	0	1	3	3	5	0	3	0	0	1	1	0	3	0	0	0	1	21	8
9	0	1	3	3	1	1	6	0	0	0	0	0	2	0	0	0	1	18	5
10	0	0	4	3	3	4	5	0	0	0	0	0	2	0	0	0	2	23	16
11	1	2	3	5	7	3	6	0	0	0	0	0	3	0	0	0	3	33	12
12	1	4	5	8	1	1	3	1	0	2	0	1	2	0	0	0	11	40	17

D o n g h a e

Unit: Number of Vessel

		5	6 ~ 20	21 ~ 50	51 ~ 100	101-200	201-500	501-1000	1001-2000	2001-5000	5000	
1993	76	24	16	7	12	1	2	3	1	5	1	4
1994	97	25	14	14	16	5	7	3	2	5	4	2
1995	107	28	21	14	17	4	9	5	4	2	3	0
1996	107	25	27	25	14	5	2	3	2	1	2	1
1997	173	46	35	27	34	4	8	3	5	3	3	5
1998	146	40	26	40	24	7	1	0	2	2	1	3
1999	128	14	31	28	33	6	4	2	1	4	2	3
2000	118	28	26	19	28	3	1	2	5	4	1	1
2001	124	45	36	22	11	1	2	1	1	4	1	0
2002	154	40	27	31	28	6	6	6	3	4	3	0
1	14	6	3	2	1	0	1	0	1	0	0	0
2	10	6	1	0	3	0	0	0	0	0	0	0
3	15	5	4	2	1	0	1	1	0	0	1	0
4	18	2	1	2	5	0	0	3	1	2	2	0
5	12	3	3	2	0	0	3	0	0	1	0	0
6	9	1	1	3	2	1	0	0	0	1	0	0
7	7	3	0	1	2	1	0	0	0	0	0	0
8	8	2	0	2	0	3	1	0	0	0	0	0
9	18	3	2	8	3	0	0	1	1	0	0	0
10	20	3	4	6	7	0	0	0	0	0	0	0
11	9	4	2	0	2	0	0	1	0	0	0	0
12	14	2	6	3	2	1	0	0	0	0	0	0

Source: Marine Accidents Inquiry Agency

M o k p o

Unit: Number of Vessel

		5	6 ~ 20	21 ~ 50	51 ~ 100	101-200	201-500	501-1000	1001-2000	2001-5000	5000	
1993	266	37	25	33	88	20	24	13	4	3	4	15
1994	359	43	33	46	121	28	28	16	8	13	10	13
1995	318	31	26	49	94	22	19	24	16	12	5	20
1996	337	23	40	48	108	32	21	17	12	12	4	20
1997	375	48	47	56	133	29	11	15	4	10	4	18
1998	357	65	48	44	108	20	12	12	10	12	4	22
1999	421	85	69	65	104	32	15	10	11	4	5	21
2000	298	49	39	59	75	16	13	12	9	12	5	9
2001	285	53	33	60	59	21	12	20	10	7	7	3
2002	251	77	42	27	37	8	13	16	9	12	10	0
1	18	2	3	2	6	1	1	2	0	0	1	0
2	13	2	4	5	1	0	0	0	0	1	0	0
3	19	10	2	3	4	0	0	0	0	0	0	0
4	22	9	4	2	2	0	1	0	0	3	1	0
5	12	4	4	2	2	0	0	0	0	0	0	0
6	25	3	4	2	1	1	2	2	5	3	2	0
7	22	2	5	2	3	1	2	1	2	2	2	0
8	32	10	3	1	4	2	2	6	1	1	2	0
9	35	18	7	3	1	1	1	3	0	0	1	0
10	8	3	0	1	3	0	1	0	0	0	0	0
11	30	9	5	2	8	1	1	1	1	1	1	0
12	15	5	1	2	2	1	2	1	0	1	0	0

Source: Marine Accidents Inquiry Agency

B u s a n

Unit: Number of Vessel

		5	6 ~ 20	21 ~ 50	51 ~ 100	101-200	201-500	501-1000	1001-2000	2001-5000	5000	
1993	186	14	28	31	8	19	28	13	13	13	7	12
1994	259	43	44	34	21	21	22	13	14	21	13	13
1995	266	39	28	44	30	22	19	15	16	12	13	28
1996	220	29	31	38	27	24	8	12	13	10	11	17
1997	245	42	29	42	31	19	18	11	15	14	11	13
1998	234	55	34	37	19	23	14	11	11	10	12	8
1999	244	56	39	43	20	15	9	10	11	14	17	10
2000	162	24	22	38	19	11	5	9	10	11	7	6
2001	181	29	24	37	23	13	5	15	12	9	13	1
2002	185	23	21	22	20	20	12	16	15	17	19	0
1	19	2	2	4	2	4	0	0	3	2	0	0
2	12	6	2	1	1	1	0	0	1	0	0	0
3	13	2	2	3	2	3	0	1	0	0	0	0
4	12	2	1	2	2	0	0	2	0	1	2	0
5	19	3	2	1	3	0	3	0	4	2	1	0
6	4	0	0	2	0	1	0	1	0	0	0	0
7	9	0	0	0	2	0	2	2	1	1	1	0
8	23	4	0	0	0	3	4	4	2	4	2	0
9	19	0	3	0	1	1	0	2	2	3	7	0
10	29	3	3	4	3	3	1	1	2	4	5	0
11	13	0	4	2	4	1	0	2	0	0	0	0
12	13	1	2	3	0	3	2	1	0	0	1	0

Source: Marine Accidents Inquiry Agency

I n c h e o n

Unit: Number of Vessel

		5	6 ~ 20	21 ~ 50	51 ~ 100	101~200	201~500	501~1000	1001~2000	2001~5000	5000	
1993	150	21	34	14	36	8	6	2	6	9	13	1
1994	153	30	21	23	33	6	5	7	4	4	11	9
1995	220	25	33	23	47	17	8	11	9	9	15	23
1996	180	9	33	15	51	15	5	9	8	10	14	11
1997	234	24	45	30	56	21	7	3	5	7	17	19
1998	199	22	28	21	64	13	2	6	8	7	14	14
1999	248	27	57	42	59	13	8	2	9	5	13	13
2000	202	19	47	33	47	18	5	8	6	5	9	5
2001	189	16	40	26	51	6	4	7	4	14	16	5
2002	185	27	42	27	29	9	6	9	10	12	14	0
1	16	0	2	4	4	1	1	1	1	1	1	0
2	8	2	4	0	0	1	0	0	0	1	0	0
3	16	2	7	3	1	0	0	0	0	0	3	0
4	18	1	5	1	3	0	0	3	1	1	3	0
5	16	2	6	1	3	0	1	0	1	1	1	0
6	6	2	2	1	0	1	0	0	0	0	0	0
7	12	3	1	2	1	2	0	1	0	1	1	0
8	22	2	3	3	4	2	0	1	1	3	3	0
9	9	0	3	1	2	0	0	0	0	1	2	0
10	25	11	6	2	3	0	0	1	2	0	0	0
11	12	0	1	4	3	0	2	0	1	1	0	0
12	25	2	2	5	5	2	2	2	3	2	0	0

Source: Marine Accidents Inquiry Agency

6. 선박톤수별 해양사고 (총괄)

Marine Accidents by Gross Tonnage of Vessels

단위: 척수

Unit: Number of Vessel

구 분 연 월	계	5톤이하	6 ~ 20	21 ~ 50	51 ~ 100	101-200	201-500	501-1000	1001-2000	2001-5000	5000 이상	미 상
1993	678	96	103	85	144	48	60	31	24	30	25	32
1994	868	141	112	117	191	60	62	39	28	43	38	37
1995	911	123	108	130	188	65	55	55	45	35	36	71
1996	844	86	131	126	200	76	36	41	35	33	31	49
1997	1,027	160	156	155	254	73	44	32	29	34	35	55
1998	936	182	136	142	215	63	29	29	31	31	31	47
1999	1,041	182	196	178	216	66	36	24	32	27	37	47
2000	780	120	134	149	169	48	24	31	30	32	22	21
2001	779	143	133	145	144	41	23	43	27	34	37	9
2002	775	167	132	107	114	43	37	47	37	45	46	0
1	67	10	10	12	13	6	3	3	5	3	2	0
2	43	16	11	6	5	2	0	0	1	2	0	0
3	63	19	15	11	8	3	1	2	0	0	4	0
4	70	14	11	7	12	0	1	8	2	7	8	0
5	59	12	15	6	8	0	7	0	5	4	2	0
6	44	6	7	8	3	4	2	3	5	4	2	0
7	50	8	6	5	8	4	4	4	3	4	4	0
8	85	18	6	6	8	10	7	11	4	8	7	0
9	81	21	15	12	7	2	1	6	3	4	10	0
10	82	20	13	13	16	3	2	2	4	4	5	0
11	64	13	12	8	17	2	3	4	2	2	1	0
12	67	10	11	13	9	7	6	4	3	3	1	0

D o n g h a e

Unit:Person

1993	0	15	22	37	18	8	0
1994	0	20	24	44	9	5	0
1995	0	27	19	46	6	12	0
1996	0	22	27	49	4	23	0
1997	0	24	28	52	6	13	0
1998	0	25	22	47	6	12	0
1999	1	24	22	47	9	2	0
2000	0	14	16	30	2	2	0
2001	0	24	16	40	6	5	0
2002	1	16	22	39	13	2	0
1	0	3	0	3	1	0	0
2	0	0	1	1	0	0	0
3	0	3	2	5	0	0	0
4	0	3	1	4	1	0	0
5	0	3	2	5	3	0	0
6	0	2	4	6	2	1	0
7	0	0	3	3	2	0	0
8	0	0	2	2	0	0	0
9	0	0	1	1	0	0	0
10	0	0	1	1	1	0	0
11	1	2	3	6	2	0	0
12	0	0	2	2	1	1	0

Source: Marine Accidents Inquiry Agency

M o k p o

Unit:Person

1993	0	61	22	83	8	48	0
1994	0	58	42	100	0	46	0
1995	0	35	40	75	0	30	0
1996	1	78	25	104	1	34	0
1997	0	45	32	77	15	32	0
1998	0	49	44	93	5	10	0
1999	0	39	29	68	12	27	0
2000	1	41	41	83	4	22	0
2001	0	73	54	127	14	23	0
2002	0	38	59	97	18	46	0
1	0	3	3	6	0	0	0
2	0	4	5	9	2	1	0
3	0	3	3	6	1	2	0
4	0	1	1	2	1	0	0
5	0	5	5	10	1	3	0
6	0	2	6	8	2	7	0
7	0	3	7	10	1	5	0
8	0	6	0	6	2	5	0
9	0	3	7	10	3	2	0
10	0	2	5	7	2	5	0
11	0	3	7	10	2	8	0
12	0	3	10	13	1	8	0

Source: Marine Accidents Inquiry Agency

B u s a n

Unit:Person

1993	0	75	50	125	8	21	0
1994	0	77	61	138	12	45	0
1995	0	127	56	183	3	62	0
1996	2	154	78	234	4	69	0
1997	0	88	83	171	18	50	0
1998	1	106	85	192	37	52	0
1999	0	110	91	201	29	45	0
2000	0	106	79	185	19	44	0
2001	0	37	34	71	12	23	0
2002	0	40	30	70	16	29	0
1	0	0	0	0	4	0	0
2	0	3	1	4	0	2	0
3	0	3	5	8	0	6	0
4	0	3	3	6	1	3	0
5	0	8	1	9	0	3	0
6	0	8	4	12	6	5	0
7	0	3	2	5	1	2	0
8	0	0	1	1	0	3	0
9	0	1	3	4	0	1	0
10	0	5	2	7	0	2	0
11	0	2	4	6	0	0	0
12	0	4	4	8	4	2	0

Source: Marine Accidents Inquiry Agency

I n c h e o n

Unit:Person

1993	0	18	12	30	13	10	0
1994	0	14	20	34	10	9	0
1995	0	18	32	50	1	18	0
1996	0	45	63	108	7	30	0
1997	2	31	37	70	25	21	0
1998	0	23	30	53	6	21	0
1999	0	25	31	56	11	17	0
2000	0	28	22	50	12	16	0
2001	0	29	44	73	24	20	0
2002	1	38	39	78	42	14	0
1	0	5	9	14	5	1	0
2	0	2	1	3	2	0	0
3	0	6	4	10	0	2	0
4	0	6	4	10	6	2	0
5	1	3	1	5	3	0	0
6	0	1	3	4	3	3	0
7	0	0	2	2	4	1	0
8	0	2	3	5	4	1	0
9	0	0	0	0	2	0	0
10	0	4	2	6	6	2	0
11	0	2	5	7	3	1	0
12	0	7	5	12	4	1	0

Source: Marine Accidents Inquiry Agency

7. 징계 현황 (총괄)

Condition of Discipline

단위: 명

Unit: Person

연월	구분	징계				면책	권고등	기타
		면허취소	업무정지	견책	계			
1993		0	169	106	275	47	87	0
1994		0	169	147	316	31	105	0
1995		0	207	147	354	10	122	0
1996		3	299	193	495	16	156	0
1997		2	188	180	370	64	116	0
1998		1	203	181	385	54	95	0
1999		1	198	173	372	61	91	0
2000		1	189	158	348	37	84	0
2001		0	163	148	311	56	71	0
2002		2	132	150	284	89	91	0
1		0	11	12	23	10	1	0
2		0	9	8	17	4	3	0
3		0	15	14	29	1	10	0
4		0	13	9	22	9	5	0
5		1	19	9	29	7	6	0
6		0	13	17	30	13	16	0
7		0	6	14	20	8	8	0
8		0	8	6	14	6	9	0
9		0	4	11	15	5	3	0
10		0	11	10	21	9	9	0
11		1	9	19	29	7	9	0
12		0	14	21	35	10	12	0

항로표지시설현황

Navigation Aids

8. 항로표지

Navigation

단위:기

구분 Classification 연도 Year	합계 Total	광파표지 Visual Aids							
		유인등대 Manned Light House	무인등대 Un-Manned Light House	등표 Lighted Beacon	도등 Range Lights	조사등 Projector	지향등 Direction Lights	등주 Lighted Staff	등부표 Lighted Buoy
1993	950 (335)	48	402 (74)	96 (1)	4 (4)	4	2 (1)	9 (2)	249 (197)
1994	974 (399)	47	418 (78)	103 (1)	3 (4)	4	2 (1)	5 (5)	252 (225)
1995	990 (480)	48	423 (86)	108 (1)	3 (4)	4	2 (1)	4 (7)	255 (277)
1996	1,009 (529)	48	423 (95)	114 (2)	2 (4)	4	1 (4)	3 (7)	265 (297)
1997	1,046 (655)	48	428 (104)	119 (6)	3 (4)	4	3 (2)	3 (12)	276 (376)
1998	1,123 (751)	48	462 (117)	131 (6)	3 (4)	4	3 (3)	5 (7)	296 (425)
1999	1,194 (733)	49	503 (124)	143 (6)	3 (4)	4	3 (3)	4 (7)	312 (398)
2000	1,252 (702)	49	535 (129)	152 (5)	3 (4)	4	3 (4)	4 (7)	318 (369)
2001	1,298 (832)	49	554 (131)	167 (7)	3 (4)	5	3 (4)	4 (7)	324 (471)
2002	1,365 (918)	49	585 (134)	178 (8)	3 (4)	6	3 (4)	5 (11)	340 (530)
부산 Busan	76 (91)	3	29 (9)	9 (3)	1 (0)	0	0 (0)	0 (0)	24 (58)
인천 Incheon	199 (234)	5	31 (51)	29 (1)	0 (0)	0	0 (2)	0 (4)	94 (105)
동해 Donghae	75 (24)	5	53 (5)	1 (0)	1 (0)	2	0 (1)	0 (0)	2 (16)
대산 Daesan	71 (130)	3	24 (12)	16 (1)	0 (1)	0	0 (1)	0 (3)	18 (90)
군산 Gunsan	86 (32)	2	33 (6)	12 (3)	0 (0)	0	0 (0)	3 (1)	22 (20)
목포 Mokpo	213 (73)	10	118 (4)	24 (0)	0 (0)	0	0 (0)	0 (1)	27 (50)
여수 Yeosu	205 (154)	4	72 (11)	27 (0)	0 (2)	0	2 (0)	1 (0)	66 (95)
포항 Pohang	85 (26)	7	45 (11)	1 (0)	1 (0)	2	1 (0)	0 (0)	15 (13)
마산 Masan	201 (76)	3	97 (8)	44 (0)	0 (1)	0	0 (0)	0 (0)	40 (42)
울산 Ulsan	49 (49)	3	12 (13)	1 (0)	0 (0)	0	0 (0)	0 (0)	28 (29)
제주 Jeju	105 (29)	4	71 (4)	14 (0)	0 (0)	2	0 (0)	1 (2)	4 (12)

주: 1.()내의 숫자는 사실표지 숫자임
 2.국유표지와 사실표지의 제구분으로 수처 변동있음
 자료: 안전관리관실

시 설 현 황

Aids

Unit: Number

형 상 표 지 Unlighted Aids			음 파 표 지 Audials Aids			전 파 표 지 Radio Aids				교 량 표 지 Bridge Aids	
입 표 Day Beacon	도 표 Range Mark	부 표 Lighted Buoy	에어싸이렌 Air-Siren	전 기 혼 Electric Horn	모터싸이렌 Motor Siren	라디오비콘 Radio Beacon	위성항법 보정시스템 DGPS	레 이 콘 Racon	로 란 Loran	야 표 Night Mark	주 표 Day Mark
28	0	32	26	23	2	7	0	16	2	0	0
(1)		(12)		(20)				(0)		(19)	(4)
26	0	33	26	23	2	7	0	22	1	0	0
(1)		(34)		(24)				(0)		(17)	(9)
24	0	34	25	23	2	7	0	27	1	0	0
(1)		(46)		(30)				(0)		(10)	(17)
24	0	35	24	24	2	7	0	32	1	0	0
(0)		(50)		(35)				(6)		(12)	(17)
28	0	39	24	24	1	7	0	38	1	0	0
(0)		(65)		(40)				(6)		(20)	(20)
29	0	44	24	22	1	7	0	43	1	0	0
(0)		(71)		(41)				(6)		(35)	(36)
26	0	43	24	21	1	7	2	48	1	0	0
(0)		(60)		(42)				(8)		(40)	(41)
28	0	40	24	21	1	7	7	55	1	0	0
(0)		(49)		(41)				(7)		(43)	(44)
28	0	38	24	20	1	7	8	62	1	0	0
(0)		(62)		(41)				(8)		(48)	(49)
27	0	41	24	20	1	8	9	65	1	0	0
(0)		(68)		(42)				(8)		(54)	(55)
0	0	0	2	1	0	1	1	5	0	0	0
(0)		(5)		(0)				(0)		(8)	(8)
6	0	13	1	4	0	2	2	12	0	0	0
(0)		(9)		(17)				(2)		(21)	(22)
0	0	0	2	4	0	1	1	3	0	0	0
(0)		(1)		(1)				(0)		(0)	(0)
0	0	3	1	0	0	0	0	6	0	0	0
(0)		(8)		(8)				(0)		(3)	(3)
6	0	0	2	0	0	1	1	4	0	0	0
(0)		(0)		(2)				(0)		(0)	(0)
11	0	3	5	3	1	0	0	11	0	0	0
(0)		(3)		(1)				(0)		(7)	(7)
1	0	17	2	2	0	1	1	9	0	0	0
(0)		(18)		(7)				(5)		(8)	(8)
0	0	0	4	2	0	2	2	2	1	0	0
(0)		(0)		(0)				(0)		(1)	(1)
2	0	4	2	0	0	0	0	9	0	0	0
(0)		(12)		(1)				(0)		(6)	(6)
0	0	1	1	2	0	0	0	1	0	0	0
(0)		(1)		(5)				(1)		(0)	(0)
1	0	0	2	2	0	0	1	3	0	0	0
(0)		(11)		(0)				(0)		(0)	(0)

Note: 1.(.) indicates Number of Private Aids to Navigation

2. This Change in the figure is a result of re-classification of Public and Private aids to navigation

Source: Director General for Maritime Safety Management