

酪農關係資料

DAIRY SITUATION FIGURES

1984

농림부 도서실



0000347

農 水 產 部

LIVESTOCK BUREAU

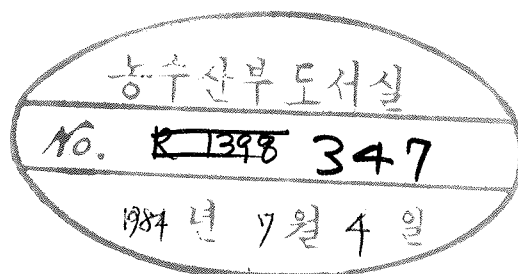
MINISTRY OF AGRICULTURE AND FISHERIES

REPUBLIC OF KOREA

酪農關係資料


DAIRY SITUATION FIGURES

1984



農 水 產 部

LIVESTOCK BUREAU
MINISTRY OF AGRICULTURE AND FISHERIES
REPUBLIC OF KOREA



目 次

CONTENTS

一. 酪 農 編

Dairy Sector

I. 乳牛飼育動態	11
Dairy Cattle Population	
1. 年度別 乳牛 飼育	13
Dairy Cattle Population by Year, 1944 -83	
2. 年度別・道別 乳牛飼育戸數 및 飼育頭數	14
Number of Farm Househols and Dairy Cattle by Provinces	
가. 1962 年度	14
In 1962	
나. 1967 年度	15
In 1967	
다. 1972 年度	16
In 1972	
라. 1977 年度	17
In 1977	
마. 1978 年度	18
In 1978	
바. 1979 年度	19
In 1979	
사. 1981 年度	20
In 1981	
아. 1982 年度	21
In 1982	
자. 1983 年度	22
In 1983	
3. 새마을所得増大 酪牛入殖事業	23
Distribution of Dairy Cattle Under Saemaetul Project	

II. 乳牛輸入實績	25
Dairy Cattle Importation	
1. 年度別 乳牛輸入	27
Importation of Dairy Cattle by Year, 1962 - '83	
2. 市·道別 輸入乳牛入殖	28
Distribution of Imported Dairy Cattle by Provinces	
III. 乳處理場 및 乳加工場 現況	31
Milk Treatment And Processing Plants	
1. 總括表	33
Production Capacity of Plants in Raw Milk Equivalent (As of 1983)	
2. 年度別 變動狀況	36
Capacity Changes by Year, 1962 - '83	
3. 市·道別 乳處理 및 乳加工場 現況	37
List of Plants by Provinces	
IV. 酪農關係 借款 및 技術導入 實態	43
Loans For Dairy Industry and Importation of Technical Know-how	
1. 種類別 年度別 酪農關係 借款導入實績	45
Status of Loans For Dairy Industry	
2. 技術導入	46
Importation of Technical Know-how	
V. 乳 및 乳製品 生産消費狀況	47
Production and Consumption of Milk and Milk Products	
1. 年度別 牛乳生産 및 消費量	49
Production and Consumption of Raw Milk by Year, 1961 - '83	
2. 原乳需給	50
Milk Demand and Supply	
가. 年度別	50
Milk Demand and Supply by Year, 1975 - '83	
나. '83 月別	51
Monthly Milk Demand and Supply in 1983	
3. 年度別 市·道別 牛乳生産	52
Milk Production by Year and Provinces	

	3
4. 年度別 月別 牛乳生産	58
Monthly Milk Production by Year, 1977 - '83	
5. 牛乳 處理加工 狀況	64
Utilization of Raw Milk	
가. 牛乳 年度別 處理狀況	64
Utilization of Raw Milk by Year	
나. 市乳 年度別·月別 生産狀況	65
Production of Milk by Year	
(1) 總括(原乳換算量)	65
Summary (Conversion of Milk Into Raw Milk)	
(2) 白色市乳	66
City Milk	
(3) 加工市乳	67
Flavoured Milk	
다. 加工品 年度別·月別 生産狀況	68
Production of Milk Products by Year	
(1) 總括(原乳換算量)	68
Summary (Conversion of Milk Products Into Raw Milk)	
(2) 調製粉乳	69
Infant Milk Powder	
(3) 全脂粉乳	70
Whole Milk Powder	
(4) 脫脂粉乳	71
Skim Milk Powder	
(5) 混合粉乳	72
Other Mixed Powder	
(6) 煉乳	73
Evaporated Milk	
(7) 버 - 터	74
Butter	
(8) 치즈	75
Cheese	
(9) 醱酵乳	76
Fermented Milk	
(10) 아이스크림	77
Ice Cream	

6. 年度別・月別 乳製品 消費狀況	78
Consumption of Milk Products by Year and Month, 1972-'83	
가. 調製粉乳	78
Infant Milk Powder	
나. 全脂粉乳	79
Whole Milk Powder	
다. 脫脂粉乳	80
Skim Milk Powder	
라. 混合粉乳	81
Other Mixed Powder	
마. 煉乳	82
Evaporated Milk	
바. 버터	83
Butter	
사. 치즈	84
Cheese	
아. 아이스크림	85
Ice Cream	
VI. 乳加工業體別 生産販賣狀況	87
Production and Sales by Dairy Companies	
1. '83年度 業體別・月別 集乳量	89
Raw Milk Collection by Companies in 1983	
2. '83年度 業體別・月別 乳製品 生産實績	91
Production of Milk Products by Companies in 1983	
가. 白色市乳	91
City Milk	
나. 加工市乳	93
Flavoured Milk	
다. 調製粉乳	95
Infant Milk Powder	
라. 全脂粉乳	96
Whole Milk Powder	
마. 脫脂粉乳	97
Skim Milk Powder	

	5
마. 煉乳	98
Evaporated Milk	
사. 버터	99
Butter	
아. 치즈	100
Cheese	
자. 醱酵乳	101
Fermented Milk	
차. 아이스크림	102
Ice Cream	
3. '83年度 業體別·月別 乳製品 販賣實績	103
Sales of Milk Products by Companies in 1983	
가. 調製粉乳	103
Infant Milk Powder	
나. 全脂粉乳	104
Whole Milk Powder	
다. 脫脂粉乳	105
Skim Milk Powder	
라. 煉乳	106
Evaporated Milk	
마. 버터	107
Butter	
바. 치즈	108
Cheese	
사. 아이스크림	109
Ice Cream	
VII. 乳 및 乳製品 價格	111
Prices of Milk and Milk Products	
1. 年度別 原乳價格	113
Prices of Raw Milk by Year, 1964-'83 (Per / kg)	
2. 乳製品價格	114
Prices of Milk and Milk Products by Year	
가. 白色市乳	114
City Milk	

나. 加工市乳	115
Flavoured Milk	
다. 調製粉乳	116
Infant Milk Powder	
라. 全脂粉乳	117
Whole Milk Powder	
마. 脫脂粉乳	117
Skim Milk Powder	
바. 煉乳	118
Evaporated Milk	
사. 버터	118
Butter	
아. 치즈	119
Cheese	
자. 醱酵乳	119
Fermented Milk	
차. 아이스크림	120
Ice Cream	
VIII. 乳製品 輸入實績	121
Importation of Milk Products	
1. 年度別 輸入實績	123
Importation of Milk Products by Year	
가. 乳漿粉末	123
Whey Powder	
나. 全脂粉乳	123
Whole Milk Powder	
다. 脫脂粉乳	124
Skim Milk Powder	
라. 乳糖 및 카제인	125
Lactose and Casein	
2. '83 月別 輸入實績	126
Monthly Importation of Milk Products in 1983	
가. 乳漿粉末	126
Whey Powder	

나. 全脂粉乳	127
Whole Milk Powder	
다. 脫脂粉乳	128
Skim Milk Powder	
라. 乳糖 및 카제인	129
Lactose Casein	
마. 關稅率	130
Tariff Rates of Dairy Produce	

二. 牧 野 編 Pasture Sector

1. 年度別 市·道別 草地造成實績	133
Area of Pasture Establishment by Province and Year, 1967 - '83	
2. 年度別 市·道別 草地造成 및 管理現況	136
Pasture Establishment and Maintenance by Province and Year	
가. 年度別	136
Year	
나. 市·道別	137
Province	
3. 年度別 草地造成投資 內譯	142
Investment for Pasture Establishment by Year, 1967 - '83	
4. '83 草地造成 事業	143
Pasture Establishment in 1983	
가. '83 草地造成事業 實績	143
Pasture Establishment in 1983, by Province	
나. '83 規模別 草地造成 面積	144
Pasture Establishment in 1983, by Area Per Farm Households	
다. '83 草地造成費 投資內譯	146
Financial Sources of Pasture Establishment in 1983	
라. '83 造成方法別 草地面積	150
Pasture Situation by Peveloping Method in 1983	
마. '83 草地造成 土地所有別 現況	151
Pasture Situation by Cand Vwners in 1983	

5. 年度別 草地造成 單費表	152
Costs of Pasture Establishment by Year, 1968 ~ '84	
6. 年度別 種子供給 總括	154
Yearly Amount of Seed Supply	
7. '83 牧草種子 確保狀況	155
Amount of Pasture Seed in 1983	
8. '83 牧草種子 供給狀況	156
Pasture Seed Supply in 1983	
9. '83 飼料作物 種子 供給狀況	157
Forage Crop Seed Supply in 1983	
10. 國產 牧草種子 需給狀況	158
Purchase and Supply of Domestic Pasture Seeds by Year, 1978 ~ '83	
11. 年度別 飼料作物種子 輸入實績	159
Importation of Forage Crop Seeds by Year, 1978 ~ '83	
12. 年度別 導入牧草種子 供給價格(1976 ~ '83)	160
Prices of Imported Pasture Seeds by Year, 1976 ~ '83	
13. 年度別 國產牧草種子 및 飼料作物種子의 收買 供給價格.....	161
Prices of Domestic Pasture and Forage Seed by Year	
14. 年度別 畚裏作 飼料作物 栽培實績.....	162
Winter Utilization of Rice Paddy for Forage Cropping by Year, 1976-83	
15. '83 畚裏作 栽培實績	163
Forage Cropping on Rice Paddy in 1983	

一. 酪 農 編

Dairy Sector

第一編 農 業

Dairy Sector

I. 乳牛飼育動態

Dairy Cattle Population

1. 牛飼育の進歩

牛飼育の進歩

1. 年度別 乳牛 飼育
Dairy Cattle Population by Year, 1944-'83

(單位：頭)
(Unit: head)

年 度 別 Year	飼 育 戶 數 Farm Households	飼 育 頭 數 No. of dairy cattle on farms			
		計 Total	♀ Female	♂ Male	戶當平均Aver - age per farm
1944 (8. 15 前)	戶 -	2,661	-	-	-
1950 (6. 25 後)	-	780	-	-	-
1954	-	289	-	-	-
1962	676	2,406	1,956	450	3.6
1963	813	3,538	2,841	697	4.4
1964	1,087	5,199	4,527	672	4.8
1965	1,210	6,612	5,813	799	5.5
1966	1,478	8,471	7,537	934	5.7
1967	1,818	10,360	9,075	1,285	5.7
1968	2,145	13,760	11,834	1,926	6.4
1969	2,322	18,820	16,463	2,357	8.1
1970	3,126	23,624	20,510	3,114	7.6
1971	3,270	30,009	25,481	4,528	9.2
1972	3,788	36,128	30,295	5,833	9.5
1973	5,488	52,424	43,039	9,385	9.6
1974	7,378	73,195	59,203	13,992	9.9
1975	9,415	85,542	71,130	14,412	9.1
1976	10,174	89,688	82,753	6,935	8.8
1977	13,933	109,243	104,684	4,559	7.8
1978	16,387	135,803	129,980	5,823	8.3
1979	17,170	163,299	156,422	6,877	9.5
1980	17,666	179,841	172,883	6,958	10.2
1981	18,229	194,205	186,558	7,647	10.7
1982	22,536	228,248	221,888	6,360	10.1
1983	29,537	274,783	267,506	7,277	9.3

2. 年度別 道別 乳牛 飼育戸數 및 飼育頭數
Number of Farm Households And Dairy Cattle by Provinces

가. 1962 年度(第 1 次 5 個年計劃 第 1 次年度)

In 1962

(單位：頭)
(Unit: Head)

市 道 別 Province	飼 育 戸 數 Farm Households	飼 育 頭 數 No. of dairy cattle on farms			戶 當 平 均 Average per farm
		計 Total	♀ Female	♂ Male	
戶 서 울 Seoul	183	779	664	115	4.3
釜 山 Busan	31	125	114	11	4.0
京 畿 Gyeong Gi	202	708	505	203	3.5
江 原 Gang Won	21	42	32	10	2.0
忠 北 Chung Buk	25	67	55	12	2.7
忠 南 Chung Nam	39	200	159	41	5.1
全 北 Jeon Buk	35	69	62	7	2.0
全 南 Jeon Nam	34	135	116	19	4.0
慶 北 Gyeong Buk	55	182	157	25	3.3
慶 南 Gyeong Nam	48	94	87	7	2.0
濟 州 Je Ju	3	5	5	-	1.7
計 Total	676	2,406	1,956	450	3.6

나. 1967年度(第2次 5個年計劃 第1次年度)

In 1967

(單位：頭)

(Unit: Head)

市道別 Province	飼育戶數 Farm Households	飼育頭數 No. of dairy cattle on farms			
		計 Total	♀ Female	♂ Male	戶當平均 Average per farm
서울 Seoul	225	1,738	1,538	200	7.7
釜山 Busan	94	669	607	62	7.1
京畿 Gyeong Gi	658	4,389	3,864	525	6.7
江原 Gang Won	81	301	251	50	3.7
忠北 Chung Buk	147	378	329	49	2.6
忠南 Chung Nam	176	1,135	1,008	127	6.4
全北 Jeon Buk	72	221	177	44	3.1
全南 Jeon Nam	84	372	309	63	4.4
慶北 Gyeong Buk	154	691	583	108	4.5
慶南 Gyeong Nam	116	418	372	46	3.6
濟州 Je Ju	11	48	37	11	4.4
計 Total	1,818	10,360	9,075	1,285	5.7

다. 1972年度(第3次 5個年計劃 第1次年度)

In 1972

(單位：頭)

(Unit: head)

市道別 Province	飼育戶數 Farm Households	飼育頭數 No. of dairy cattle on farms			
		計 Total	♀ Female	♂ Male	戶當平均 Average per farm
서울 Seoul	328	2,795	2,279	516	8.5
釜山 Busan	76	896	709	187	11.8
京畿 Gyeong Gi	2,281	20,848	17,616	3,232	9.1
江原 Gang Won	66	361	289	72	5.5
忠北 Chung Buk	198	1,645	1,270	375	8.3
忠南 Chung Nam	281	3,632	3,090	541	12.9
全北 Jeon Buk	76	455	394	61	6.0
全南 Jeon Nam	139	1,109	988	121	8.0
慶北 Gyeong Buk	180	1,787	1,425	362	9.9
慶南 Gyeong Nam	148	2,538	2,184	354	17.1
濟州 Je Ju	15	62	50	12	4.1
計 Total	3,788	36,128	30,295	5,833	9.5

라. 1977年度(第4次5個年計劃第1次年度)

(單位:頭)

In 1977

(Unit:head)

市道別 Province	飼育戶數 Farm Households	飼育頭數 No. of dairy cattle on farms			
		計 Total	♀ Female	♂ Male	戶當平均 Average per farm
서울 Seoul	戶 349	3,577	3,511	66	10.2
釜山 Busan	355	3,505	3,237	268	9.9
京畿 Gyeong Gi	8,693	65,911	64,010	1,901	7.6
江原 Gang Won	190	2,341	2,270	71	12.3
忠北 Chung Buk	592	3,396	3,183	213	5.7
忠南 Chung Nam	1,364	11,407	10,745	662	8.4
全北 Jeon Buk	223	1,452	1,255	197	6.5
全南 Jeon Nam	597	5,244	4,946	298	8.8
慶北 Gyeong Buk	833	5,527	5,213	314	6.6
慶南 Gyeong Nam	713	6,518	5,968	550	9.1
濟州 Je Ju	24	365	346	19	15.2
計 Total	13,933	109,243	104,684	4,559	7.8

마. 1978年度
In 1978

(單位：頭)
(Unit:head)

市道別 Province	飼育戶數 Farm Households	飼育頭數 No. of dairy cattle on farms			戶當平均 Average per farm
		計 Total	♀ Female	♂ Male	
서울 Seoul	333	2,964	2,889	75	8.9
釜山 Busan	298	2,831	2,551	280	9.5
京畿 Gyeong Gi	9,600	77,254	74,892	2,362	8.0
江原 Gang Won	563	5,328	5,237	91	9.5
忠北 Chung Buk	635	3,999	3,750	249	6.3
忠南 Chung Nam	1,663	15,774	14,911	863	9.5
全北 Jeon Buk	596	3,879	3,750	129	6.5
全南 Jeon Nam	800	6,779	6,306	473	8.5
慶北 Gyeong Buk	949	7,649	7,158	491	8.1
慶南 Gyeong Nam	912	8,784	8,009	775	9.6
濟州 Je Ju	38	562	527	35	14.8
計 Total	16,387	135,803	129,980	5,823	8.3

바. 1979 年度
In 1979

(單位：頭)
(Unit: head)

市道別 Province	飼育戶數 Farm Households	飼育頭數 No. of dairy cattle on farms			
		計 Total	♀ Female	♂ Male	戶當平均 Average per farm
서울 Seoul	戶 230	2,321	2,271	50	10.1
釜山 Busan	243	554	2,388	166	10.5
京畿 Gyeong Gi	9,224	84,633	82,481	2,152	9.2
江原 Gang Won	822	8,054	7,839	215	9.8
忠北 Chung Buk	776	5,191	5,005	186	6.7
忠南 Chung Nam	1,747	19,256	18,159	1,097	11.0
全北 Jeon Buk	915	8,263	7,580	683	9.0
全南 Jeon Nam	1,129	11,015	10,227	788	9.8
慶北 Gyeong Buk	957	9,853	9,228	625	10.3
慶南 Gyeong Nam	1,058	11,091	10,236	855	10.5
濟州 Je Ju	69	1,068	1,008	60	15.5
計 Total	17,170	163,299	156,422	6,877	9.5

사. 1981 年度
In 1981

(單位：頭)
(Unit: head)

市道別 Province	飼育戶數 Farm Households	飼育頭數 No. of dairy cattle on farms			
		計 Total	♀ Female	♂ Male	戶當平均 Average per farm
서울 Seoul	219	2,742	2,625	117	12.5
釜山 Busan	173	2,349	2,169	180	13.6
大邱 Daegu	232	2,098	1,889	209	9.0
仁川 Incheon	420	5,894	5,788	106	14.0
京畿 Gyeong Gi	9,614	99,727	97,894	1,833	10.4
江原 Gang Won	667	8,084	7,596	488	12.1
忠北 Chung Buk	735	5,566	5,317	249	7.6
忠南 Chung Nam	1,885	20,723	19,860	863	11.0
全北 Jeon Buk	877	8,742	8,206	536	10.0
全南 Jeon Nam	1,147	11,697	10,947	750	10.2
慶北 Gyeong Buk	893	11,218	10,070	1,148	12.6
慶南 Gyeong Nam	1,292	14,467	13,351	1,116	11.2
濟州 Je Ju	75	898	846	52	12.0
計 Total	18,229	194,205	186,558	7,647	10.6

04. 1982年度

In 1982

(單位：頭)

(Unit: head)

市道別 Province	飼育戸數 Farm Households	飼育頭數 No. of dairy cattle on farms			
		計 Total	♀ Female	♂ Male	戶當平均 Average per farm
서울 Seoul	194	2,427	2,362	65	12.5
釜山 Busan	182	2,406	2,298	108	13.1
大邱 Daegu	217	1,861	1,747	114	8.6
仁川 Incheon	475	6,902	6,742	160	14.5
京畿 Gyeong Gi	12,691	122,652	121,564	1,088	9.7
江原 Gang Won	788	8,411	8,110	301	11.0
忠北 Chung Buk	887	6,751	6,532	219	7.6
忠南 Chung Nam	2,189	24,058	23,158	900	11.0
全北 Jeon Buk	855	8,583	8,277	306	10.0
全南 Jeon Nam	1,245	12,917	12,059	858	10.4
慶北 Gyeong Buk	1,071	12,706	11,646	1,060	11.9
慶南 Gyeong Nam	1,695	17,658	16,547	1,111	10.4
濟州 Je Ju	67	916	846	70	13.7
計 Total	22,536	228,248	221,888	6,360	10.1

자. 1983 年度

In 1983

(單位：頭)

(Unit: head)

市道別 Province	飼育戶數 Farm Households	飼育頭數 No. of dairy cattle on farms			
		計 Total	♀ Female	♂ Male	戶當平均 Average per farm
서울 Seoul	110	1,298	1,290	8	11.8
釜山 Busan	201	2,668	2,491	177	13.3
大邱 Daegu	248	2,012	1,841	171	8.1
仁川 Incheon	558	7,062	7,054	8	12.7
京畿 Gyeong Gi	16,434	144,522	143,994	528	8.8
江原 Gang Won	1,080	11,219	11,108	111	10.4
忠北 Chung Buk	1,255	9,261	8,921	340	7.4
忠南 Chung Nam	3,133	31,444	29,645	1,799	10.0
全北 Jeon Buk	1,111	10,590	10,227	363	9.5
全南 Jeon Nam	1,508	14,880	14,042	838	9.9
慶北 Gyeong Buk	1,554	16,623	15,197	1,426	10.7
慶南 Gyeong Nam	2,257	21,920	20,514	1,406	9.7
濟州 Je Ju	88	1,284	1,182	102	14.6
計 Total	29,537	274,783	267,506	7,277	9.3

3. 새마을 所得增大 젖소 入殖 事業

Distribution of Dairy Cattle under Saemaoul Project

區分 年度 Year	總事業量 Total quantity			道別入殖頭數 Distribution by Provinces								
	入殖頭數 No. of Distribu- tion	支援單價 Loan/ head	支援總額 Loan total	京畿 Gyeong Gi	江原 Gang Won	忠北 Chung Buk	忠南 Chung Nam	全北 Jeon Buk	全南 Jeon Nam	慶北 Gyeong Buk	慶南 Gyeong Nam	濟州 Je Ju
1968	頭 1,182	千원 155	百萬원 184									
69	1,346	189	254									
70	1,031	220	227									
71	626	238	149									
72	-	-	-									
73	1,738	210	330	672			386		680			
74	1,414	246	348	357			331		726			
75	985	140	138	150	50	100	320	100	100	65	100	
76	1,138	210	239	150	100	150	150	100	100	100	100	188
77	1,716	210	360	250	200	191	250	188	200	137	200	100
78	1,983	280	555	200	300	199	196	297	199	200	196	196
79	2,979	280	834		360	420	350	335	580	315	279	340
80	2,970	350	1,040		300	320	420	490	560	390	290	200
81	3,000	350	1,050		400	250	550	400	480	500	300	120
82	3,000	490	1,470	-	400	400	500	400	400	400	400	100

II. 乳 牛 輸 入 實 績

Dairy Cattle Importation

新編 入道 十 五 日

新編 入道 十 五 日

1. 年度別 輸入

Importation of Dairy Cattle by Year, 1962-'83

(單位：頭)
(Unit: Head)

年度 Year	頭數 Head	金額 (千U\$) Amount (\$1,000)	獨逸 재건 은행 K F X	世界 개발 은행 I B R D	國 제 부 흥 기 구 I D A	Canada 借 款 Canada Loan	民間 間 借 款 Commer- cial Loan	其 他 Other
'62	1,085	-	1,042					43
'63	271	-	149					122
'64	905	-	834					71
'65	600	-	504					96
'66	626	-	328					298
'67	306	199						306
'68	1,111	603				790		321
'69	3,191	1,443	2,245			732		214
'70	1,607	1,085	1,434					173
'71	1,755	1,335	1,438					317
'72	2,816	2,047	-		1,700		992	124
'73	4,563	3,870	2,134		1,774		536	119
'74	5,460	4,898	3,884		1,425			151
'75	777	835	72		74		543	88
'76	1,824	1,560	1,318	348			65	93
'77	12,150	12,760	7,983	3,381			552	234
'78	21,903	23,558	15,449	2,530			3,023	901
'79	16,214	20,730	11,970				3,587	657
'80	4,390	6,611	2,615				1,752	23
'81	-	-	-	-	-	-	-	-
'82	9,507	16,506	8,621	-	-	-	886	-
'83	10,579	18,619	10,579	-	-	-	-	-


* '82年度 妊娠牛: 5,099頭(平均單價: 2,356 U\$)
育成牛: 4,408頭(" : 1,019 U\$)

'83年度 妊娠牛: 5,145頭(平均單價: 2,304 U\$)
育成牛: 5,386頭(" : 1,042.6 U\$)

2. 市道別 輸入 乳牛 入殖
Distribution of Imported Dairy Cattle by Provinces

年度別 Year	서울 Seoul	釜山 Busan	京畿 GyeongGi	江原 Gang Won	忠北 Chung Buk	忠南 ChungNam	全北 Jeon Buk	全南 Jeon Nam
' 62								
' 63								
' 64								
' 65								
' 66								
' 67								
' 68	23	40	340(20)	-	31	230	-	61
' 69	75	116	1,088	3	209	656	13	89
' 70	25	12	572	-	130	220	100	47
' 71	41	36	478	30	343	431	155	-
' 72	153	39	1,417	-	2	516	-	684
' 73	71	76	2,618	-	166	656	1	692
' 74	168	237	2,871	5	39	734	10	746
' 75	-	28	627	4	4	47	-	65
' 76	-	20	334	187	277	239	10	360
' 77	282	109	3,705	1,308	741	2,199	548	1,054
' 78	-	-	3,697	3,828	945	5,027	2,431	2,355
' 79	-	-	2,107	2,192	1,076	2,204	3,664	2,079
' 80	-	-	411	-	30	629	809	410
' 81	-	-	-	-	-	-	-	-
' 82	11	-	834	1,188	720	830	1,476	1,244
' 83	-	-	809	1,807	897	1,507	922	1,417

慶北	慶北	濟州	計	備考
GyeongBuk	GyeongNam	Je Ju	Total	Remarks
			1,085	
			271	
			905	
			600	
			626	
			306	
224	152	-	1,101	1. ()內는 畜産試驗場 入殖分입 2. 總 1,111 頭中 10 頭는 事故畜입
405	419	5	3,078	總 3,191 頭中 113 頭는 事故畜입
195	281	-	1,582	總 1,607 頭中 25 頭는 事故畜입
4	200	-	1,178	總 1,755 頭中 37 頭는 事故畜입
-	5	-	2,816	-
56	184	-	4,520	總 4,563 頭中 43 頭는 事故畜입
228	329	-	5,367	總 5,460 頭中 93 頭는 事故畜입
2	-	-	777	-
145	64	188	1,824	-
931	1,023	100	12,000	總 12,150 頭中 150 頭는 事故畜입
1,781	1,450	116	21,630	總 21,903 頭中 273 頭는 事故畜입
1,369	1,013	196	15,900	總 16,214 頭中 314 頭는 事故畜입
1,538	481	-	4,308	總 4,390 頭中 82 頭는 事故畜입
-	-	-	-	-
905	1,938	86	9,232	總 9,507 頭中 275 頭는 事故畜입
1,191	1,354	290	10,194	總 10,579 頭中 385 頭는 事故畜입 The differences in total number between importation and distribution are the losses before the distribution



III. 乳處理場 及 乳加工場現況
Milk Treatment And Processing Plants

THE UNIVERSITY OF CHICAGO PRESS
MILK PRODUCTION AND PROCESSING

1. 總括表 (1983年末現在)

Production Capacity of Plants in Raw Milk Equivalent (as of 1983)

區分 行政區域 Province	處 理 場 Treatment Plant			加 工 場 Processing Plants		
	個 所 數 No. of Plants	處 理 能 力 Treatment		個 所 數 No. of Plants	加 工 能 力 Processing	
		1 日 能 力 Per day	年 間 能 力 Per year		1 日 能 力 Per day	年 間 能 力 Per year
서 울 Seoul	3	147	53,509	1	(0.5)	(183)
大 邱 Dae Gu	2	56	20,440	-	-	-
仁 川 In Cheon	1	25	9,000	-	-	-
京 畿 Gyeong Gi	1	1	365	1	(108)	(39,420)
江 原 Gang Won	3	9	3,359	-	-	-
忠 北 Chung Buk	1	20	7,446	-	-	-
忠 南 Chung Nam	4	34	12,417	1	125	45,625
全 北 Jeon Buk	2	15	5,475	1	3	1,022
全 南 Jeon Nam	-	-	-	-	-	-
慶 北 Gyeong Buk	2	21	7,680	-	-	-
慶 南 Gyeong Nam	1	19	6,935	-	-	-
濟 州 Je Ju	1	10	3,650	-	-	-
計 Total	21	357	130,276	4	236	86,250

※ () 内는 再加工 處理能力으로서 生産能力에서 除外되었음.

※ 1日 : 8時間, 年間 : 365日 基準

區分 行政區域 Province	處 理 加 工 場 Treatment & processin plants				
	個 所 數 No. of Plants	處 理 能 力 Treatment		加 工 能 力 Processing	
		1 日 能 力 per day	年 間 能 力 per year	1 日 能 力 per day	年 間 能 力 per year
서 울 Seoul	-	-	-	-	-
大 邱 Dae Gu	-	-	-	-	-
仁 川 In Cheon	1	22	8,000	28	10,220
京 畿 Gyeong Gi	5	812	296,234	443	161,585
江 原 Gang Won	1	120	43,800	80	29,200
忠 北 Chung Buk	1	129	47,085	24	8,760
忠 南 Chung Nam	1	76	27,667	67	24,309
全 北 Jeon Buk	1	51	18,520	23	8,395
全 南 Jeon Nam	3	183	66,795	-	-
慶 北 Gyeong Buk	3	70	25,659	74	26,886
慶 南 Gyeong Nam	4	168	61,320	86	31,390
濟 州 Je Ju	-	-	-	-	-
計 Total	20	1,631	595,080	824	300,745

(單位：吨)
(Unit：噸)

個 所 數 No. of Plants	處 理 能 力 Treatment		加 工 能 力 Processing		合 計 Total	
	1 日 能 力 per day	年 間 能 力 per year	1 日 能 力 per day	年 間 能 力 per year	1 日 能 力 per day	年 間 能 力 per year
4	147	53,509	0.5	183	147	53,692
2	56	20,440	-	-	56	20,440
2	47	17,000	28	10,220	75	27,220
7	813	296,599	550	201,005	1,363	497,604
4	129	47,159	80	29,200	209	76,359
2	149	54,531	24	8,760	173	63,291
6	110	40,084	192	69,934	302	110,018
4	66	23,995	26	9,417	92	33,412
3	183	66,795	-	-	183	66,795
5	91	33,339	74	26,886	165	60,225
5	187	68,255	86	31,390	273	99,645
1	10	3,650	-	-	10	3,650
45	1,988	725,356	1,060	386,995	3,048	1,112,351

2. 年度別 變動狀況

Capacity Chang by Year, 1962~'83

(單位 : 屯)

(Unit : MT)

年 度 Year	處 理 場 Treatment Plant			加 工 場 Processing plant			計 Total		
	數 No.	1 日能力 per day	年間能力 per year	數 No.	1 日能力 per day	年間能力 per year	數 No.	1 日能力 per day	年間能力 per year
' 62	1	22	7,920				1	22	7,920
' 63	4	26	9,453	1	5	1,825	5	31	11,278
' 64	12	38	14,062	1	5	1,825	13	43	15,887
' 65	16	41	15,140	3	25	9,143	19	66	24,283
' 66	17	42	15,432	4	41	15,135	21	83	30,567
' 67	18	43	15,642	5	42	15,287	23	85	30,929
' 68	25	53	19,512	6	87	31,930	30	140	51,442
' 69	25	53	19,512	6	88	32,059	30	141	51,571
' 70	36	94	34,230	10	105	38,350	38	199	72,580
' 71	43	98	35,842	11	102	37,162	45	200	73,004
' 72	41	166	60,541	12	79	28,949	43	245	89,490
' 73	42	201	73,344	12	271	99,116	45	472	172,460
' 74	42	201	73,344	12	271	99,116	45	472	172,460
' 75	43	450	164,102	13	350	127,976	47	800	292,078
' 76	43	450	164,102	13	350	127,976	47	800	292,078
' 77	43	600	219,249	14	356	130,065	47	956	349,314
' 78	43	708	258,260	14	372	135,943	47	1,080	394,203
' 79	44	957	349,055	17	379	138,329	49	1,336	487,384
' 80	46	1,366	498,754	21	832	303,637	51	2,198	802,391
' 81	43	1,524	556,370	25	876	319,551	47	2,400	875,921
' 82	44	1,560	569,089	25	936	341,421	48	2,496	910,510
' 83	41	1,987	725,356	20	1,060	386,995	61	3,047	1,112,351

※ 處理加工場의 個所數 및 能力은 處理와 加工으로 區分된 것임.

3. 市道別 乳處理 및 乳加工場 現況

List of Plants by provinces

(單位：吨)
(Unit：噸)

市道別 Province	乳處理加工場名 Plants	生產能力 Capacity per year			生產製品 Products	住所 Location
		處理處 Treatment	加工場 Processing	計 Total		
서울 Seoul	建國大學 乳處理場 Kon Kuk Univ	18,250		18,250	市乳	城東區 毛陳洞
	三育大學 乳處理場 Korean Union College	11,899		11,899	市乳 加工乳	城北區 孔陵洞
	延世大學 乳處理場 Yon Sei Univ	23,360	-	23,360	市乳	西大門區 연희동
	三養食品 乳加工場 Sam Yang Foods Co., LTD.	-	183	183	치즈	道峰區 道峰洞
	小計(4) Sub-total	53,509	183	53,692		

※ 處理 및 加工能力은 原乳基準임.

市道別 Province	乳處理加工場名 Plants	生 產 能 力 Capacity per year			生 產 製 品 Products	住 所 Location
		處 理 Treatment	加 工 Processing	計 Total		
大 邱 Dae Gu	大邱牛乳協同 組合乳處理場 Dea Gu Co-op.	9,490	-	9,490	市乳, 加工乳	수 성 구 수성 4 가
	비락牛乳大邱工場 Vilac	10,950	-	10,950	市乳, 加工乳	수 성 구 사 월 동
	小 計 (2)	20,440	-	20,440		
仁 川 In Cheon	仁川畜協 乳處理場 In Cheon Co-op.	8,000	10,220	18,220	市乳, 加工乳 粉乳	南 區 朱 安 洞
	뉴한양乳業 New Han Yang	9,000	-	9,000	市乳, 加工乳	고 잔 동
	小 計 (2)	17,000	10,220	27,220		
京 畿 Gyeong Gi	해태乳業(株) Hai Tai Dairy	41,099	18,140	59,239	市乳, 加工乳 粉乳, 煉乳, 버터, 醱酵乳 치즈	水 原 市 梨 木 洞
	서울乳業協同 組合(第2工場) Seoul Dairy coop (2nd)	93,440	53,290	146,730	市乳, 加工乳 粉乳, 아이스 크림, 버터, 치즈, 醱酵乳	龍 仁 郡 駒 城 面
	매일乳業(株) (中部工場) Maeil Dairy	37,595	67,890	105,485	市乳, 加工乳 粉乳	平 澤 郡 振 威 面

市道別 Province	乳處理加工場名 Plants	生 產 能 力 Capacity per year			生產製品 Products	住 所 Location
		處 理 Treatment	加 工 Processing	計 Total		
京 畿 Gyeong Gi	韓國야크르트 乳業(株) Korea Yakurt Dairy	-	39,420	39,420	醱酵乳	平澤郡 振威面
	빙그래 Bing-Grae	36,500	20,075	56,575	市乳, 加工乳, 아이스크림, 醱酵乳, 煉乳, 크림	楊州面 漢金邑
	여농牛乳處理場 Yu Nong	365	-	365	市乳	駙州郡 陵西面
	서울牛乳協同 組合(第1工場) Seoul Dairy coop (1st)	87,600	2,190	89,790	市乳, 煉乳, 크림	楊州郡 회천면
	小計(7) Sub-total	296,599	201,005	497,604		
江 原 Gang Won	三養食品(株) 乳處理加工工場 Sam Yang	43,800	29,200	73,000	市乳, 加工乳, 醱酵乳, 크림, 아이스 밀크 믹스	原城郡 文幕面
	春川牛乳處理場 Chun Cheon	1,168	-	1,168	市乳	春川市 樂司洞
	한주食品(株) Han Ju	1,059	-	1,059	市乳	原州市 鶴城洞
	太白牛乳處理場 Tae Baeg	1,132	-	1,132	市乳, 加工乳	太白市 黃池1洞
	小計(4) Sub-total	47,159	29,200	76,359		

市道別 Province	乳處理加 工場名 Plants	生 產 能 力 Capacity per year			生 產 製 品 Products	住 所 Location
		處 理 Treatment	加 工 Processing	計 Total		
忠 北 ChungBuk	忠 北 酪 協 乳 處 理 場 Chung Buk Dairy Coop	7,446	-	7,446	市乳, 加工乳	清 州 市 內 德 洞
	西 州 產 業 (株) Seo Ju Industry	47,085	8,760	55,845	市乳, 加工乳 粉乳, 醱酵乳	清 原 郡 玉 山 面
	小 計 (2) Sub-total	54,531	8,760	63,291		
忠 南 Chung Nam	南 陽 乳 業 (株) 天 安 工 場 Nam Yang Dairy	27,667	24,309	51,976	粉乳, 市乳, 加工乳	天 安 市 清 水 洞
	南 陽 乳 業 (株) 公 州 工 場	-	45,625	45,625	粉乳, 煉乳 醱酵乳	公 州 郡 장 기 면
	忠 南 酪 協 大 田 乳 處 理 場 Chung Nam Dairy coop	5,256	-	5,256	市乳, 加工乳	大 田 市 中區龍汶洞
	三 養 乳 業 (株) 牛 乳 處 理 場 Sam Yang	5,840	-	5,840	市乳, 加工乳	天 安 市 新 富 洞
	유노牛乳處理場 Non San	1,058	-	1,058	市乳, 加工乳	論 山 郡 鍊 武 邑
	忠 南 農 大 乳 處 理 場 Chung Nam Univ	263	-	263	市 乳	大 田 市 中區文化洞
	小 計 (6) Sub-total	40,084	69,934	110,018		

市道別 Province	乳處理加工場名 Plants	生 產 能 力 Capacity per year			生產製品 Products	住 所 Location
		處 理 Treatment	加 工 Processing	計 Total		
全 北 Jeon Buk	롯데협 롯데牛乳 Lotte	18,520	8,395	26,915	市乳, 加工乳, 粉乳, 醱酵乳, 아이스 밀크 믹스	任 實 郡 新 坪 面
	全州畜協 乳處理場 Jeon Ju	4,745	-	4,745	市乳, 加工乳	全 州 市 八 福 洞
	群沃畜協 乳處理場 Kun Ok	730	-	730	市乳, 加工乳	群 山 市 三 鶴 洞
	任實치즈 ImSil Cheese	-	1,022	1,022	치즈	任 實 郡 任 實 面
	小 計 (4) Sub-total	23,995	9,417	33,412		
全 南 Jeon Nam	한서乳業(株) Han Seo Dairy	20,440	-	20,440	市乳, 加工乳, 醱酵乳	光 州 市 양 산 동
	全南酪協 乳處理場 Jeon Nam Dairy Coop.	4,380	-	4,380	市乳, 加工乳, 醱酵乳	光 州 市 송 하 동
	매일乳業(株) 湖南工場 Maeil Dairy	41,975	-	41,975	市乳, 加工乳, 크림	光 山 郡 송 정 읍
	小 計 (3) Sub-total	66,795	-	66,795		

市道別 Province	乳處理加工場名 Plants	生 產 能 力 Capacity per year			生産製品 Products	住 所 Location
		處 理 Treatment	加 工 Processing	計 Total		
慶 北 Gyeong Buk	嶺南乳業社 Yoeong Nam	4,745	7,906	12,651	市乳, 加工乳, 粉乳	달 성 군 하 원 면
	백 설乳業 Bak Seol Dairy	4,833	-	4,833	市 乳	金 泉 市 평 화 동
	진 안乳業社 Jin An	2,847	-	2,847	市 乳	浦 項 市 大 信 洞
	(株) 도 투 락	13,140	7,300	20,440	市乳, 加工乳, 아이스크림, 煉乳	경 주 시 용 강 동
	매일乳業嶺南工場 Maeil Dairy	7,774	11,680	19,454	市乳, 加工乳, 醱酵乳	경 산 군 진 양 면
	小 計 (5) Sub - total	33,339	26,886	60,225		
慶 南 Gyeong Nam	釜山慶南 牛乳協同組合 Busan -Gyeong Nam Dairy Coop	19,710	5,110	24,820	市乳, 加工乳, 粉乳, 크림	梁 山 郡 東 面
	馬山牛乳 處理加工場 Ma San	6,935	-	6,935	市乳, 加工乳	의 창 군 내 서 면
	(株) 비 락乳業 Vilac	21,170	11,680	32,850	市乳, 加工乳, 粉乳, 醱酵乳, 크림, 버터	梁 山 郡 물 금 면
	蔚山牛乳 處理加工場 Ulsan -Ulju	5,840	-	5,840	市乳, 加工乳, 醱酵乳, 크림	蔚 山 市 태 화 동
	(株) 빙 그 레 金海工場 Bing - Grae	14,600	14,600	29,200	市乳, 加工乳, 아이스크림, 醱酵乳	金 海 郡 이 북 면
	小 計 (5) Sub - total	68,255	31,390	99,645		
濟 州 Je ju	濟州乳處理場 Jeju (1)	3,650	-	3,650	市 乳,	濟 州 市 2 徒 2 洞
	合 計 (45) Total	725,356	386,995	1,112,351		

IV. 酪農關係借款 및 技術導入實態

Loans For Dairy Industry And
Importation Of Technical Know-how

Y. 技術的進歩と技術的知識の重要性

Y. 技術的進歩と技術的知識の重要性
Y. 技術的進歩と技術的知識の重要性
Y. 技術的進歩と技術的知識の重要性

1. 種類別 年度別 酪農關係 借款導入實績

Status of Loans for Dairy Industry

種類 Kinds	借款契約 年月日 The date of loan agreement	供與國 Lender	金額 Amount (\$1,000)	借 款 條 件 Terms of Loan				備 考 Remarks
				區 分 Division	金 利 Interests	据 置 Grace	償 還 Repay- ment	
公共借款 Public loan	67. 9. 15	카나다	千U\$ 925	政 府	% 3	年 7	年 23	젖소 1,478 頭
				農 協	5	3	4	牧草種子
				農 家	8	3	4	農業機資材技術用役
"	71. 2. 11	I D A	7,000	政 府	0.75	10	40	젖소 4,940 頭
				韓 酪	3 ~ 9	8	12	乳加工場 2 個所
				農 家	9	2	6	農場開發技術用役
"	73. 3. 29	K F W (西獨)	7,093	政 府	2	10	20	서울牛乳組合 等
				農 協	7	10	20	乳加工機械導入 및 配合
				實需要者	10	5	10	飼料工場建設
"	76. 6. 4	IBRD	15,000	政 府	8.5	7	18	젖소 5,100 頭
				韓 酪	8.5	6	9	乳加工場 3 個所
				農 家	12	3	6	農場開發技術用役
"	80. 10. 7	K F W (西獨)	千DM 25,000	政 府	4.5	5	15	서울牛乳 第1工場 移轉
				畜 協	4.5	5	15	
				서울牛乳	6.5	5	15	
民間借款 Commer- cial loan	70. 9. 23	美 國	1,537	大韓綜合 畜 產	9	5	7.5	젖소 992 頭 肉牛 500 頭
"	70. 11. 12	美 國	1,000	송추牧場	9	5	7.5	젖소 536 頭
"	74. 11. 5	美 國	632	영미牧場	Prime Rate + 1 % LIBOR	7 月	5 年 1 月	젖소 543 頭
"	77. 9. 2	美 國	2,400	大一乳業	+ 2 %	1	3	젖소 2,000 頭
"	78. 8. 30	홍 콩	5,300	韓 酪	LIBOR + 1.125 %	2	5	젖소 4,000 頭 乳加工施設
"	79. 11. 14	홍 콩	11,000	매 일	LIBOR + 0.875 %	2.5	5.5	젖소 6,000 頭 乳加工施設
"	80. 9. 11	美 國	5,697	大一乳業	SIBOR + 1 %	2	6	酪農機資材 乳加工 工場建設

2. 技術導入

Importation of Technical Know-how

導入者 Importer	提供者 Supplier	期間 Duration	認可日字 Date of approval	生産製品 Products	Royalty
해 태 乳業 Hai Tai	Beatrice Foods Co. (美國)	'69.12~'70.12	'69. 12. 24	Fluid Milk 아이스크림 치즈	純賣出額의 1.5%
韓國야크르트 Korea Yakurt	Yakurt Co. (日本)	'70.12~'76.12	'70. 12. 28	酪農物	純販賣額의 3%
大一乳業 (現빙그레)	Foremost Mckesson Inc.(美國)	'73. 6~'76. 5	'72. 4. 24	市乳 및 冷凍乳	總販賣額의 3%
韓國酪農乳業 (現매일乳業) KDBC (Maeil)	森永乳業 (日本)	'73. 7~'78. 7	'73. 8. 11	乳兒用 調製粉乳	○ 着手金 : \$ 37,000 ○ 400%까지 : 純販賣額의 2.5% ○ 400%以上 : 純販賣額의 2%
해 태 乳業 Hai Tai	Beatrice Foods Co. (美國)	'74.12~'76. 6	'74. 10. 8	各種乳加 工製品	純販賣額의 2%
三養食品 Sam yang	Carnation int'l (美國)	3 年	'78. 6. 1	酪農製品 및 配合飼料	着手金 : \$ 50,000 年間固定 支拂 : \$ 400,000
大一乳業 Dae Il (現빙그레)	SODIMA (불란서)	8 年	'81. 12. 7	요플레	着手金 : \$ 195,000 最初 5 年間 : 總賣出額의 4.5% 5 年以後 3 年間 : 總賣出額의 4.0%

V. 乳 及 乳製品生産消費状況

Production And Consumption Of
Milk And Milk Products

5571 牛奶製品製造法 第 2 卷

Production and Consumption of Milk and Milk Products

1. 年度別 牛乳生産 및 消費量

Production and Consumption of Milk by Year, 1961 ~ 1983

年度 Year	搾乳牛 Milking cow	産乳量 Milk Produced	自家消費 Farm Consumption	不合格 Re- jection	納乳量 Milk Collected	人口 1人當 Per capita		總人口 Popula- tion	總消費量 Total Milk Con- sumption
						所得額 GNP	消費量 Consumption		
	頭	ㄲ	ㄲ	ㄲ	ㄲ	\$	gr	千名	ㄲ
'61	365	1,168	-	-	-	95	45	-	1,168
'62	802	2,647	1,098	29	1,520	96	101	26,513	2,647
'63	1,327	4,512	1,261	61	3,190	102	168	27,262	4,512
'64	2,073	7,130	1,722	94	5,314	107	187	27,984	6,988
'65	2,968	10,685	1,691	143	8,851	114	304	28,705	10,474
'66	3,946	14,600	1,641	298	12,661	131	422	29,436	13,914
'67	4,958	19,188	1,750	117	17,321	143	599	30,131	18,762
'68	6,090	24,360	1,811	401	22,148	165	716	30,838	24,034
'69	8,650	35,470	2,410	621	32,439	198	1,027	31,554	35,037
'70	12,067	51,888	3,127	1,055	47,706	223	1,431	32,241	49,688
'71	14,202	65,307	2,523	721	62,064	252	1,851	32,883	62,184
'72	17,745	79,852	1,955	782	77,115	303	2,500	33,505	79,852
'73	22,976	104,082	1,734	529	101,819	363	3,200	34,103	104,082
'74	30,016	126,901	1,777	379	124,745	483	3,606	34,692	126,901
'75	32,312	162,926	1,908	680	160,338	531	4,580	35,281	162,435
'76	39,560	199,556	1,451	771	197,334	698	5,546	35,860	198,892
'77	50,759	263,559	1,503	1,482	260,574	853	6,978	36,436	254,245
'78	59,809	324,328	1,274	2,187	320,867	1,279	8,802	37,019	325,867
'79	70,557	384,714	1,600	2,384	380,730	1,624	10,023	37,355	374,410
'80	84,114	457,580	1,866	3,387	452,327	1,503	10,997	37,449	411,809
'81	93,950	517,657	1,928	2,854	512,875	1,636	14,403	38,723	557,722
'82	103,282	580,124	1,740	2,148	576,236	1,800	15,070	39,331	592,720
'83	125,435	716,384	1,758	2,420	712,206	1,875	18,237	39,951	728,575

2. 原 乳 需 給

Milk Demand and Supply

가. 年度別 原乳 需給

(單位：屯)

Milk Demand and Supply by year, 1975 ~ 1983

(Unit：噸)

區 分 年度 Year	供 給 Supply				消 費 Consumed	在 庫 In storage
	移 越 In storage	生 產 Produced	輸 入 Imported	計 Total		
'75	5,474	160,338	-	165,812	162,435	3,377
'76	3,377	197,334	-	200,711	198,892	1,819
'77	1,819	260,574	-	262,393	254,245	8,148
'78	8,148	320,867	-	329,015	325,867	3,148
'79	3,148	380,730	12,500	396,378	374,410	21,968
'80	21,968	452,327	-	474,295	411,809	62,486
'81	62,486	512,875	-	575,361	557,722	17,639
'82	17,639	576,236	13,500	607,375	592,720	14,655
'83	14,655	712,206	10,200	737,061	728,575	8,486

※ 1) '79年度 脱脂粉乳 1,000 噸 輸入 3) '83年度 全脂粉乳 1,000 噸, 脱脂粉乳 100 噸 輸入
 2) '82年度 全脂粉乳 1,500 噸 輸入

나. '83 月別 原乳 需給

Monthly Milk Demand and Supply In 1983

(單位：屯)

(Unit：噸)

區分 月 Month	供給 Supply				消費 Consumed	在庫 In storage
	移越 In storage	生產 Produced	輸入 Imported	計 Total		
1	14,655	56,642	-	71,297	51,429	19,868
2	19,868	53,807	-	73,675	47,274	26,401
3	26,401	58,079	-	84,480	59,402	25,078
4	25,078	59,442	-	84,520	65,090	19,430
5	19,430	61,859	-	81,289	66,190	15,099
6	15,099	59,552	-	74,651	60,751	13,900
7	13,900	61,251	4,500	79,651	61,494	18,157
8	18,157	60,455	-	78,612	62,634	15,978
9	15,978	58,925	-	74,903	67,163	7,740
10	7,740	60,395	1,200	69,335	64,496	4,839
11	4,839	59,148	4,500	68,487	63,057	5,430
12	5,430	62,651	-	68,081	59,595	8,486
計 Total	14,655	712,206	10,200	737,061	728,575	8,486

3. 年度別 市道別 牛乳 生産
Milk Production by Year and Provinces

	'77				産乳量 Milk Produced
	産乳量 Milk Produced	納乳量 Milk Collected	自家消費 Farm Consumption	不 合 格 Rejection	
서 울 Seoul	13,199,987	12,498,218	507,638	194,131	12,857,867
釜 山 Busan	8,321,535	8,219,829	494	92,212	10,042,183
大 邱 Daegu	-	-	-	-	-
仁 川 Incheon	-	-	-	-	-
京 畿 Gyeong Gi	159,960,109	159,068,879	381,437	509,793	201,732,989
江 原 Kang Won	1,227,529	1,080,074	143,482	3,973	3,570,262
忠 北 Chung Buk	8,101,586	8,054,815	20,942	25,829	9,848,039
忠 南 Chung Nam	32,371,650	31,989,232	135,866	246,552	33,520,827
全 北 Jeon Buk	1,596,214	1,581,929	5,122	9,163	2,746,157
全 南 Jeon Nam	10,786,424	10,625,581	18,081	142,762	13,079,254
慶 北 Gyeong Buk	12,576,381	12,304,106	155,904	116,371	17,439,641
慶 南 Gyeong Nam	15,376,316	15,129,139	106,920	140,257	19,333,437
濟 州 Je Ju	50,621	21,880	27,658	1,083	157,616
計 Total	263,559,352	260,573,682	1,503,544	1,482,126	324,328,272

(單位 : kg)

Unit : kg

'78			'79		
納乳量 Milk Collected	自家消費 Farm Consumption	不 合 格 Rejection	產 乳 量 Milk Produced	納 乳 量 Milk Collected	自 家 消 費 Farm Consumption
12,416,842	388,976	52,049	12,962,260	12,564,214	361,726
9,937,019	-	105,164	8,118,769	8,038,786	-
-	-	-	-	-	-
-	-	-	-	-	-
200,491,056	289,915	952,108	221,722,052	220,752,159	290,278
3,393,050	161,747	15,465	6,631,216	6,276,377	336,630
9,760,495	21,130	66,414	9,635,423	9,567,804	20,666
33,047,865	120,669	352,293	48,516,738	47,864,697	101,316
2,709,379	7,927	28,851	9,469,304	9,285,994	27,141
12,899,683	14,393	165,178	18,689,987	18,478,604	14,510
17,059,958	137,805	241,878	23,127,480	22,595,341	193,506
19,027,103	101,639	204,695	25,222,982	24,759,791	199,319
125,196	29,799	2,621	618,423	546,794	55,400
320,867,646	1,274,000	2,186,626	384,714,634	380,730,489	1,600,492

		'79	'80		
		不 合 格 Rejection	產 乳 量 Milk Produced	納 乳 量 Milk Collected	自 家 消 費 Farm Consumption
서 울	Seoul	36,320	12,830,167	12,446,071	346,035
釜 山	Busan	79,983	6,240,660	6,170,071	-
大 邱	Daegu	-	-	-	-
仁 川	Incheon	-	-	-	-
京 畿	Gyeonggi	679,615	242,878,048	241,498,499	303,230
江 原	Kangwon	18,209	11,857,144	11,426,071	378,674
忠 北	Chungbuk	46,953	13,108,363	12,992,219	28,503
忠 南	Chungnam	550,725	57,825,952	57,134,045	87,108
全 北	Jeonbuk	156,169	20,915,129	20,562,942	10,395
全 南	Jeonnam	196,873	29,069,702	28,839,956	1,000
慶 北	Gyeongbuk	338,633	30,412,734	29,652,244	257,580
慶 南	Gyeongnam	263,944	31,508,083	30,733,069	423,516
濟 州	Jeju	16,229	934,007	871,856	32,142
計	Total	2,383,653	457,579,989	452,327,043	1,868,183

(單位 : kg)
Unit : kg

不 合 格 Rejection	'81			不 合 格 Rejection	產 乳 量 Milk Produced
	產 乳 量 Milk Produced	納 乳 量 Milk Collected	自 家 消 費 Farm Consumption		
38,061	11,419,743	11,104,725	272,468	42,550	11,500,654
70,589	6,252,581	6,212,050	-	40,531	7,246,461
-	2,107,267	2,066,259	29,582	11,426	4,883,646
-	11,504,053	11,444,214	-	59,839	33,483,304
1,076,319	279,412,598	277,711,857	574,552	1,126,189	293,934,849
52,399	16,743,996	16,325,740	317,542	100,714	19,933,142
87,641	14,948,985	14,847,824	25,728	75,433	19,087,179
604,799	59,581,881	59,113,738	68,849	399,294	66,002,357
341,792	21,682,144	21,402,514	12,484	267,146	21,040,362
228,746	30,898,345	30,624,896	15,554	257,895	34,765,833
502,910	27,110,691	26,823,363	120,442	166,886	26,536,737
351,498	34,546,975	33,838,079	437,965	270,931	39,771,466
30,009	1,448,118	1,360,241	52,478	35,399	1,937,433
3,384,763	517,657,377	512,875,500	1,927,644	2,854,233	580,124,423

	'82			
	自家消費 Farm Consumption	不 合 格 Rejection	納 乳 量 Milk Collected	搾 乳 牛 Milking Cow
서 울 Seoul	204,559	46,388	11,249,707	2,096
釜 山 Busan	-	28,739	7,217,722	1,358
大 邱 Daegu	44,606	18,305	4,820,735	949
仁 川 Incheon	-	171,655	33,312,649	7,562
京 畿 Gyeong Gi	423,150	870,954	292,640,745	63,612
江 原 Kang Won	323,927	78,886	19,530,329	4,222
忠 北 Chung Buk	24,519	74,052	18,988,608	4,121
忠 南 Chung Nam	55,125	243,884	65,703,348	14,111
全 北 Jeon Buk	15,027	191,651	20,833,684	4,125
全 南 Jeon Nam	-	151,912	34,613,921	7,330
慶 北 Gyeong Buk	62,161	84,225	26,390,351	6,195
慶 南 Gyeong Nam	496,843	159,134	39,115,489	9,310
濟 州 Je Ju	90,784	28,049	1,818,600	444
計 Total	1,740,701	2,147,834	576,235,888	125,435

(單位 : kg)
Unit : kg

'83

產乳量 Milk Produced	自家消費 Farm Consumption	不合格 Rejection	納乳量 Milk Collected	頭當搾乳量(Milk) 年間(Per year)	Yield Per Cow 日間(Per Day)
9,954,599	181,047	60,903	9,712,649	3,969	13.0
7,594,346	-	24,740	7,569,606	4,673	15.3
5,306,304	52,003	15,267	5,239,034	4,674	15.3
43,364,140	-	170,881	43,193,259	4,792	15.7
373,967,292	377,139	906,937	372,683,216	4,913	16.1
23,096,940	245,618	78,880	22,772,442	4,572	15.0
24,513,482	17,679	86,446	24,409,357	4,971	16.3
78,403,956	50,448	326,055	78,027,453	4,643	15.2
21,853,649	104,981	184,969	21,563,699	4,427	14.5
41,569,343	-	236,568	41,332,775	4,739	15.5
33,584,501	94,187	111,001	33,379,313	4,530	14.9
50,858,325	526,450	178,666	50,153,209	4,565	15.0
2,317,360	108,015	39,135	2,170,210	4,358	14.3
716,384,237	1,757,567	2,420,448	712,206,222	4,773	15.6

4. 年度別 月別 牛乳 生産実績
 Monthly Milk Production By Year, 1977 ~ 1983

	'77			
	産乳量 Milk Produced	納乳量 Milk Collected	自家消費 Farm Consumption	不合格 Rejection
1 Jan	18,818,924	18,683,554	105,335	30,035
2 Feb	20,070,759	19,847,704	142,116	80,939
3 Mar	21,943,606	21,749,807	118,322	75,477
4 Apr	21,033,513	20,823,405	107,205	102,903
5 May	23,397,426	23,181,288	92,716	123,422
6 Jun	22,525,160	22,128,195	199,263	197,702
7 Jul	21,844,722	21,339,462	211,196	294,064
8 Aug	22,359,330	22,084,813	104,607	169,910
9 Sep	21,406,355	21,406,028	116,216	177,111
10 Oct	22,434,299	22,225,531	94,375	114,393
11 Nov	22,514,512	22,353,193	101,988	59,331
12 Dec	24,917,746	24,750,702	110,205	56,839
計 Total	263,559,352	260,573,682	1,503,544	1,482,126

'78				'79	
產乳量 Milk Produced	納乳量 Milk Collected	自家消費 Farm Consumption	不合格 Rejection	產乳量 Milk Produced	納乳量 Milk Collected
26,612,414	26,428,427	121,254	62,733	30,529,780	30,322,035
23,670,434	23,503,357	100,168	66,909	30,156,818	29,958,776
26,316,339	26,127,741	107,378	81,220	32,264,861	32,041,503
27,239,943	26,990,687	101,457	147,799	33,034,097	32,742,293
28,106,953	27,781,699	104,336	220,918	33,569,011	33,251,014
27,702,418	27,195,227	98,535	408,656	31,950,689	31,398,145
27,013,614	26,502,818	110,097	400,699	31,176,042	30,693,167
27,133,049	26,689,642	99,788	343,619	31,460,658	30,938,388
26,883,312	26,568,418	114,612	200,282	32,356,490	31,947,210
27,297,051	27,075,020	105,024	117,007	32,518,586	32,237,703
26,709,918	26,545,305	102,702	62,911	31,739,957	31,487,412
29,642,827	29,459,305	109,649	73,873	33,957,645	33,712,843
324,328,272	320,867,646	1,274,000	2,186,626	384,714,634	380,730,489

	'79		'80	
	自家消費 Farm Consumption	不 合 格 Rejection	產 乳 量 Milk Produced	納 乳 量 Milk Collected
1 Jan	119,757	87,988	35,189,541	34,928,123
2 Feb	103,512	94,530	35,224,086	34,954,404
3 Mar	120,452	102,906	37,589,762	37,308,919
4 Apr	124,467	167,337	37,359,486	36,987,308
5 May	128,144	189,853	40,258,850	39,717,650
6 Jun	139,439	413,105	39,282,831	38,609,061
7 Jul	129,386	353,489	39,404,999	38,619,646
8 Aug	138,060	384,210	39,770,460	39,121,073
9 Sep	161,105	248,175	38,352,552	37,856,839
10 Oct	139,811	141,072	38,722,461	38,370,585
11 Nov	144,407	108,138	37,044,882	36,734,714
12 Dec	151,952	92,850	39,380,079	39,118,721
計 Total	1,600,492	2,383,653	457,579,989	452,327,043

		'81			
自家消費 Farm Consumption	不 合 格 Rejection	產 乳 量 Milk Produced	納 乳 量 Milk Collected	自家消費 Farm Consumption	不 合 格 Rejection
143,403	118,015	39,782,420	39,509,840	140,997	131,583
142,888	126,794	38,969,860	38,646,727	149,176	173,957
141,163	139,680	44,425,658	44,094,885	169,799	160,974
157,683	214,495	44,196,971	43,844,259	175,459	177,253
168,162	373,038	45,983,737	45,541,673	179,235	262,829
160,521	513,249	45,375,214	44,804,521	172,115	398,578
166,004	619,349	44,939,833	44,221,474	165,574	552,785
165,955	483,432	46,149,125	45,531,669	150,051	467,405
158,236	337,477	42,807,720	42,394,245	157,310	256,165
151,157	200,719	41,674,227	41,400,168	157,621	116,438
158,854	151,314	41,496,374	41,252,509	167,606	76,259
154,157	107,201	41,856,238	41,633,530	142,701	80,007
1,868,183	3,384,763	517,657,377	512,875,500	1,927,644	2,854,233

	'82			
	產 乳 量 Milk Produced	納 乳 量 Milk Collected	自 家 消 費 Farm Consumption	不 合 格 Rejection
1 Jan	42,430,670	42,201,455	154,120	75,095
2 Feb	42,558,812	42,322,866	142,691	93,255
3 Mar	46,360,406	46,133,969	144,287	82,150
4 Apr	47,723,202	47,455,952	159,264	107,986
5 May	49,017,640	48,659,012	152,532	206,096
6 Jun	48,754,798	48,384,857	150,843	219,098
7 Jul	50,693,305	50,157,459	142,251	393,595
8 Aug	49,628,510	49,030,522	150,698	447,290
9 Sep	49,010,816	48,690,213	145,522	175,081
10 Oct	50,389,701	50,093,080	137,206	159,415
11 Nov	50,007,301	49,769,907	127,455	109,939
12 Dec	53,549,262	53,336,596	133,832	78,834
計 Total	580,124,423	576,235 888	1,740,701	2,147,834

(單位: kg)
Unit

'83					
頭當搾乳量(日當) Milk yield per Cow(Per Day)	產 乳 量 Milk Produced	納 乳 量 Milk Collected	自 家 消 費 Farm Consumption	不 合 格 Rejection	頭當搾乳量(日當) Milk yield per Cow(Per Day)
14.5	56,867,312	56,641,672	140,824	84,816	15.5
16.0	54,097,258	53,806,631	219,356	71,271	16.2
15.3	58,362,289	58,078,641	131,180	152,468	15.5
15.7	59,875,227	59,441,675	203,403	230,149	15.8
15.2	62,217,979	61,859,446	126,899	231,634	15.8
15.7	59,914,966	59,551,910	139,100	223,956	15.8
15.4	61,770,004	61,250,958	129,438	389,608	15.1
14.9	61,017,621	60,455,406	131,586	430,629	15.4
15.6	59,340,025	58,925,369	126,535	288,121	15.7
15.4	60,699,222	60,395,419	145,346	158,457	15.6
15.4	59,367,096	59,148,453	132,840	85,803	15.7
15.3	62,855,238	62,650,642	131,060	73,536	15.6
15.4	716,384,237	712,206,222	1,757,567	2,420,448	15.65
					(4,773 kg/年)

5. 牛乳處理加工狀況

Utilization of Raw Milk

가. 牛乳年度別 處理狀況

Utilization of Raw Milk By Year, 1962 ~ '83

(單位：屯)

Unit: ㄲ

年 度 Year	納 乳 量 Milk collected	市 乳 Market milk	%	加 工 乳 Manufacturing Milk	%
'62	1,520	1,448	95.2	72	4.8
'63	3,190	2,228	69.8	962	30.2
'64	5,314	4,307	81.0	1,007	19.0
'65	8,851	6,425	72.5	2,426	27.5
'66	12,661	8,169	64.5	4,492	35.5
'67	17,321	9,899	57.2	7,422	42.8
'68	22,148	11,068	49.9	11,080	50.1
'69	32,439	13,032	40.7	19,407	59.3
'70	47,706	20,996	44.0	26,710	56.0
'71	62,064	27,100	43.7	34,964	56.3
'72	77,115	38,935	50.5	38,180	49.5
'73	101,819	55,671	54.7	46,148	45.3
'74	124,745	73,913	59.3	50,832	40.7
'75	160,338	116,813	72.8	43,525	27.2
'76	197,334	131,919	66.9	65,415	33.1
'77	260,574	162,177	62.2	98,397	37.8
'78	320,867	201,681	62.9	119,186	37.1
'79	380,730	228,827	60.1	151,903	39.9
'80	452,327	258,587	57.2	193,740	42.8
'81	512,875	341,336	66.6	171,539	33.4
'82	576,236	400,593	69.5	175,643	30.5
'83	712,205	496,528	69.7	215,677	30.3

ㄟ. 市乳 年度別 月別 生産狀況
Production of Milk By Year

(1) 總括(原乳換算量)

(單位: 屯)

Summary (Conversion of Milk Into Raw Milk)

Unit: 噸

年 月 Year Month	'72	'77	'78	'79	'80	'81	'82	'83
1 Jan	2,117	9,109	12,541	17,139	16,200	19,012	23,359	30,072
2 Feb	2,192	9,904	12,806	15,045	15,668	19,619	23,246	27,737
3 Mar	2,744	11,995	14,123	17,990	19,665	29,243	31,109	40,090
4 Apr	3,215	13,408	15,344	19,533	21,721	33,679	35,876	46,550
5 May	3,471	15,601	18,426	21,025	22,703	34,305	36,874	48,246
6 Jun	3,822	14,146	17,233	19,698	22,181	30,160	35,982	46,301
7 Jul	3,521	14,271	18,167	18,454	22,002	28,489	33,392	42,633
8 Aug	3,268	14,966	19,033	19,944	22,173	29,619	33,570	42,409
9 Sep	3,704	14,758	19,532	21,752	23,937	32,335	39,807	46,918
10 Oct	3,770	15,645	19,371	21,650	22,156	31,451	39,185	44,782
11 Nov	3,637	14,272	17,408	18,580	26,730	27,279	35,926	42,043
12 Dec	3,474	14,102	17,697	18,017	23,451	26,145	32,267	38,747
計 Total	38,935	162,177	201,681	228,827	258,587	341,336	400,593	496,528

(2) 白色市乳
City Milk(單位：吨)
Unit: 噸

年 月 Year Month	'72	'77	'78	'79	'80	'81	'82	'83
1 Jan	2,117	7,208	9,843	12,109	12,209	14,650	19,426	26,692
2 Feb	2,192	7,266	8,966	10,749	11,576	14,640	19,257	24,971
3 Mar	2,744	9,028	10,039	13,122	13,229	22,083	25,869	35,239
4 Apr	3,215	9,515	11,055	14,247	14,734	27,525	30,228	41,707
5 May	3,471	10,688	13,200	15,294	15,497	28,314	32,162	43,295
6 Jun	3,822	10,510	12,740	14,914	16,149	25,297	32,160	42,370
7 Jul	3,521	10,355	13,248	14,164	16,347	23,835	29,769	38,608
8 Aug	3,268	10,834	13,355	15,467	16,081	23,914	29,409	37,865
9 Sep	3,704	10,968	14,194	16,593	17,346	27,014	35,308	42,484
10 Oct	3,770	12,258	13,813	16,426	16,011	26,883	34,992	42,273
11 Nov	3,637	11,210	12,719	14,204	21,034	23,743	32,619	38,440
12 Dec	3,474	11,122	12,759	13,653	18,152	22,047	29,064	34,272
計 Total	38,935	120,962	145,931	170,942	188,365	279,945	350,263	448,216

(3) 加工市乳(製品量)

Flavoured Milk (Products Quantity)

(單位：吨)

Unit: 噸

年 月 Year Month	'72	'77	'78	'79	'80	'81	'82	'83
1 Jan	-	3,211	3,543	6,607	5,113	6,709	5,458	5,340
2 Feb	-	3,217	3,681	5,482	5,174	7,779	5,452	4,744
3 Mar	-	5,043	5,301	6,202	7,576	11,200	7,276	6,940
4 Apr	-	5,390	5,807	6,842	8,565	10,290	7,798	7,769
5 May	-	7,343	7,124	7,104	9,432	9,602	7,635	7,343
6 Jun	-	5,986	6,426	5,676	7,879	7,609	6,824	6,567
7 Jul	-	5,383	6,809	5,363	7,343	7,113	6,029	6,307
8 Aug	-	6,319	7,546	5,595	7,884	7,301	6,497	6,688
9 Sep	-	5,500	7,250	6,437	8,717	7,424	5,919	7,183
10 Oct	-	5,111	7,813	6,362	8,257	6,520	6,950	6,509
11 Nov	-	3,778	6,631	5,486	7,793	5,233	5,511	6,204
12 Dec	-	4,108	6,461	5,191	6,958	5,731	5,151	5,796
計 Total	-	60,389	74,392	72,347	90,691	92,508	76,500	77,390

ㄉ. 加工品 年度別 月別 生產實績
Production of Milk Products By Year

(1) 總括(原乳換算量)

Summary (Conversion of Milk Products Into Raw Milk)

(單位：吨)

Unit：噸

年 月 Year Month	'72	'77	'78	'79	'80	'81	'82	'83
1 Jan	3,772	9,575	13,887	13,183	18,728	20,498	18,842	26,570
2 Feb	4,012	9,944	10,697	14,914	19,286	19,028	19,077	26,069
3 Mar	3,666	9,755	12,005	14,051	17,644	14,852	15,025	17,989
4 Apr	3,194	7,415	11,647	13,209	15,266	10,165	11,580	12,892
5 May	3,252	7,580	9,356	12,226	17,015	11,237	11,785	13,613
6 Jun	2,738	7,982	9,962	11,700	16,428	14,644	12,403	13,251
7 Jul	2,747	7,068	8,336	12,240	16,618	15,732	16,765	18,618
8 Aug	3,371	7,119	7,657	10,994	16,948	15,913	15,461	18,046
9 Sep	2,930	6,648	7,036	10,195	13,920	10,059	8,883	12,007
10 Oct	2,731	6,581	7,704	10,588	16,214	9,949	10,908	15,613
11 Nov	2,739	8,081	9,137	12,908	10,005	13,974	13,844	17,106
12 Dec	3,028	10,649	11,762	15,695	15,668	15,488	21,070	23,903
計 Total	38,180	98,397	119,186	151,903	193,740	171,539	175,643	215,677

(2) 調製粉乳
Infant Milk Powder(單位: kg)
Unit :

年 Year 月 Month	'72	'77	'78	'79	'80	'81	'82	'83
1 Jan	386,899	1,028,188	1,121,065	1,268,373	1,410,373	1,326,136	1,368,024	1,585,943
2 Feb	274,676	913,433	1,086,316	1,134,024	1,526,492	1,304,706	1,047,705	1,460,460
3 Mar	406,279	954,939	1,184,273	1,179,518	1,745,995	1,482,600	1,090,543	1,534,211
4 Apr	309,515	977,097	1,107,159	1,137,761	1,317,926	1,684,393	1,661,440	1,716,457
5 May	357,465	989,003	1,189,122	1,366,468	1,461,324	1,841,432	1,612,380	1,597,405
6 Jun	298,237	1,009,464	1,080,771	1,249,524	1,413,836	1,385,179	1,484,087	1,692,774
7 Jul	254,891	947,239	1,147,175	1,009,042	1,051,506	976,230	1,487,331	1,467,162
8 Aug	302,452	980,361	1,024,719	1,045,785	1,257,269	1,173,071	1,507,360	1,502,193
9 Sep	427,149	1,008,710	1,218,466	1,330,049	1,357,654	1,248,502	1,773,787	1,628,990
10 Oct	433,721	995,287	1,119,218	1,327,034	1,432,085	1,279,441	1,412,738	1,401,853
11 Nov	404,242	1,058,086	1,203,609	1,103,761	1,239,216	1,365,688	1,519,715	1,547,269
12 Dec	421,427	1,018,698	1,248,456	1,318,190	1,533,250	1,397,755	1,677,668	1,845,733
計 Total	4,276,953	11,880,505	13,730,349	14,469,529	16,746,926	16,465,133	17,642,778	18,980,450

(3) 全脂粉乳
Whole Milk Powder(單位: kg)
Unit

年 月 Year Month	'72	'77	'78	'79	'80	'81	'82	'83
1 Jan	135,921	452,643	680,555	379,976	1,242,226	1,226,524	904,322	1,036,176
2 Feb	137,760	271,139	577,816	414,784	1,050,687	1,092,352	1,055,295	1,084,514
3 Mar	51,911	388,397	586,131	549,779	1,160,865	802,517	769,251	604,328
4 Apr	134,251	190,917	341,944	508,336	1,142,723	560,964	* 829,007	387,346
5 May	60,449	256,844	356,473	506,514	912,286	355,838	* 867,829	394,003
6 Jun	25,183	265,354	354,405	386,267	822,625	546,334	* 979,150	419,571
7 Jul	58,141	242,001	236,431	522,080	820,608	472,149	816,672	* 921,791
8 Aug	87,438	238,679	95,981	313,375	848,347	249,299	413,076	304,851
9 Sep	15,218	158,185	179,687	304,735	445,053	258,241	135,395	232,296
10 Oct	27,686	205,509	88,497	345,977	600,473	135,824	206,980	346,785
11 Nov	29,564	298,160	136,539	461,254	287,819	258,724	345,308	* 924,907
12 Dec	67,801	487,054	228,361	813,991	770,921	656,084	916,787	852,591
計 Total	831,323	3,454,882	3,862,822	5,507,068	10,104,633	6,614,850	8,239,072	7,500,169

* '82年 1,500 噸, '83年 1,000 噸 輸入粉乳包含(*表各 500 噸)

(4) 脫脂粉乳
Skim Milk Powder(單位: kg)
Unit

年 月 Year Month	'72	'77	'78	'79	'80	'81	'82	'83
1 Jan	-	92,072	136,106	219,194	310,110	300,596	268,834	402,354
2 Feb	340	182,449	182,481	342,643	363,122	208,999	205,596	455,510
3 Mar	2,360	103,880	244,398	310,753	378,250	100,128	234,458	293,853
4 Apr	3,840	138,784	290,201	288,912	317,951	92,306	119,860	141,236
5 May	2,820	80,175	232,684	296,331	271,985	68,177	178,302	216,274
6 Jun	6,740	76,657	164,827	287,765	181,630	123,579	152,240	279,705
7 Jul	6,740	79,971	101,230	285,668	210,237	294,031	254,060	329,310
8 Aug	4,680	106,486	112,088	332,421	243,162	277,048	340,040	376,704
9 Sep	5,400	64,417	58,285	277,066	290,000	149,676	124,860	122,314
10 Oct	4,100	107,937	103,269	299,292	312,817	174,830	208,825	*255,109
11 Nov	4,580	103,052	152,667	296,785	281,613	187,416	222,514	232,536
12 Dec	6,840	119,494	204,027	296,012	216,160	227,993	400,128	464,470
計 Total	48,440	1,255,374	1,982,263	3,532,842	3,377,037	2,204,779	2,709,717	3,569,375

※ '83年 100% 輸入粉乳包含(*表 100%)

(5) 混合粉乳
Other Mixed Powder(單位: kg)
Unit

年 Year 月 Month	'72	'77	'78	'79	'80	'81	'82	'83
1 Jan	-	-	-	-	-	117,796	62,904	103,140
2 Feb	-	-	-	-	-	92,363	112,769	40,283
3 Mar	-	-	-	-	-	74,931	16,785	78,644
4 Apr	-	-	-	-	-	119,303	120,268	13,490
5 May	-	-	-	-	-	102,681	113,117	48,046
6 Jun	-	-	-	-	-	84,590	9,069	3,405
7 Jul	-	-	-	-	-	98,929	7,715	32,136
8 Aug	-	-	-	-	-	59,878	15,419	34,605
9 Sep	-	-	-	-	-	44,620	22,203	8,758
10 Oct	-	-	-	-	-	-	14,167	28,610
11 Nov	-	-	-	-	-	-	63,095	38,133
12 Dec	-	-	-	-	-	8,894	87,556	47,198
計 Total	-	-	-	-	-	803,985	645,067	476,450

(6) 煉乳
Evaporated Milk(單位: kg)
Unit

年 月 Year Month	'72	'77	'78	'79	'80	'81	'82	'83
1 Jan	113,336	343,312	296,400	228,393	424,593	162,342	154,674	124,428
2 Feb	117,670	320,157	292,972	117,790	611,591	200,166	155,216	103,416
3 Mar	116,463	185,928	163,297	165,822	333,548	174,413	167,425	92,571
4 Apr	98,446	119,339	48,521	112,610	140,523	210,097	105,855	79,098
5 May	173,540	91,350	14,448	13,487	129,600	165,626	70,380	86,871
6 Jun	119,036	50,827	12,072	32,637	33,408	73,539	34,225	113,709
7 Jul	105,919	37,035	18,336	27,803	31,968	83,819	29,300	196,932
8 Aug	106,234	39,296	5,112	84,017	33,484	94,037	43,894	91,424
9 Sep	100,789	2,305	8,120	95,076	47,016	113,076	61,629	111,979
10 Oct	168,910	81,319	25,320	114,810	66,386	52,174	90,830	110,542
11 Nov	156,264	142,573	58,764	289,116	24,229	85,076	118,661	98,875
12 Dec	171,985	216,647	173,493	373,678	125,752	137,060	104,724	395,161
計 Total	1,548,592	1,630,088	1,116,855	1,655,239	2,002,098	1,551,425	1,136,813	1,605,006

(7) 버터
Butter(單位 : kg)
Unit

年 Year 月 Month	'72	'77	'78	'79	'80	'81	'82	'83
1 Jan	1,544	46,467	62,302	40,588	81,043	81,654	127,743	154,284
2 Feb	7,876	67,135	83,777	52,458	111,515	79,549	114,393	224,071
3 Mar	9,018	44,561	183,418	45,399	122,920	27,677	128,626	120,868
4 Apr	4,611	60,032	112,782	58,933	66,951	19,536	101,558	50,474
5 May	4,056	39,150	68,084	43,764	101,191	11,932	103,994	71,058
6 June	4,290	56,425	10,260	63,975	66,640	23,412	103,008	104,785
7 July	3,204	16,803	12,416	57,704	78,339	50,179	127,376	131,357
8 Aug	2,741	43,383	20,831	69,811	97,777	120,660	158,801	160,115
9 Sep	4,103	33,724	7,760	60,700	116,580	63,348	77,534	69,168
10 Oct	12,684	38,724	29,773	85,721	106,755	81,822	118,872	132,540
11 Nov	2,613	27,804	18,162	70,597	114,969	87,300	112,517	141,269
12 Dec	7,564	57,672	36,704	60,443	58,536	143,818	148,692	210,627
計 Total	64,304	531,448	646,269	710,093	1,123,216	790,887	1,423,114	1,570,617

(8) 치즈
Cheese(單位 : kg)
Unit

年 Year 月 Month	'72	'77	'78	'79	'80	'81	'82	'83
1 Jan	-	8,979	5,141	8,570	14,139	8,975	10,169	14,320
2 Feb	-	9,530	4,371	5,410	9,320	10,293	8,614	17,423
3 Mar	-	11,912	5,352	7,992	7,618	12,087	11,276	12,442
4 Apr	-	8,123	8,130	5,963	6,038	12,206	9,399	10,961
5 May	-	8,599	6,840	4,639	7,742	13,390	9,368	9,392
6 June	-	10,272	8,591	1,790	16,283	13,326	19,101	13,551
7 July	-	8,127	5,263	4,550	12,539	8,356	12,003	15,285
8 Aug	-	7,784	9,423	7,077	8,233	9,061	12,443	16,706
9 Sep	-	6,094	6,356	6,160	12,084	10,424	16,975	14,619
10 Oct	-	7,142	7,820	4,190	10,901	10,673	10,160	16,651
11 Nov	-	6,731	10,164	5,149	12,586	8,290	11,570	16,549
12 Dec	-	10,058	5,992	8,197	17,055	12,229	15,301	22,775
計 Total	-	103,351	83,443	69,687	134,538	129,310	146,379	180,674

(9) 醱 酵 乳
Fermented Milk(單位 : kg)
Unit

年 月 Year Month	'72	'77	'78	'79	'80	'81	'82	'83
1 Jan	-	2,645,595	4,909,488	7,802,343	7,188,779	5,676,676	5,882,097	7,556,619
2 Feb	-	2,590,948	4,773,513	8,171,587	6,931,343	5,596,369	6,198,446	7,271,716
3 Mar	-	3,043,602	6,259,106	9,982,958	8,376,804	7,039,146	5,098,556	9,487,470
4 Apr	-	3,550,152	6,448,538	10,491,469	9,386,488	7,003,900	8,662,853	10,135,241
5 May	-	3,962,222	7,566,509	11,140,134	10,134,851	7,624,635	13,029,993	11,283,180
6 June	-	3,663,457	6,875,968	9,884,937	8,780,268	7,343,534	8,905,564	10,103,513
7 July	-	3,755,757	7,369,054	9,579,989	8,981,497	7,544,202	8,868,297	10,083,308
8 Aug	-	4,516,033	7,720,932	9,854,297	8,519,514	7,232,167	8,763,534	10,526,156
9 Sep	-	4,766,850	7,690,443	9,802,832	8,668,687	7,412,787	9,442,447	10,674,910
10 Oct	-	5,192,355	8,162,047	10,273,647	7,948,667	7,297,468	8,992,729	10,429,480
11 Nov	-	4,518,608	4,669,989	8,819,504	6,673,849	6,157,465	8,323,634	9,393,642
12 Dec	-	5,654,160	7,569,375	8,702,904	6,493,057	6,743,527	12,218,190	9,210,543
計 Total	-	47,859,739	80,014,962	114,506,601	98,083,804	82,671,876	104,386,340	116,155,778

(10) 아이스크림
Ice Cream(單位 : kg)
Unit

年 月 Year Month	'72	'77	'78	'79	'80	'81	'82	'83
1 Jan	-	838,990	1,264,660	1,814,457	2,414,220	1,492,576	827,181	1,357,385
2 Feb	-	817,024	1,669,514	3,215,662	2,857,359	2,181,436	1,229,497	1,085,266
3 Mar	-	2,031,579	2,541,605	4,986,739	4,523,114	2,560,790	2,205,832	2,809,329
4 Apr	-	3,092,202	4,371,856	5,683,648	4,360,634	4,317,424	2,666,607	2,605,906
5 May	1,036	4,395,407	6,162,590	6,691,563	7,819,083	4,855,973	4,478,917	3,665,080
6 June	870	4,259,144	5,438,115	7,566,198	8,519,187	5,025,076	3,867,844	3,198,344
7 July	-	2,860,376	5,383,787	6,659,954	6,461,527	5,917,700	3,251,207	2,154,517
8 Aug	-	2,475,599	5,337,292	8,252,711	6,694,501	5,571,477	3,273,906	3,187,141
9 Sep	-	1,507,743	3,241,360	4,793,230	4,360,705	2,758,995	2,527,062	1,492,654
10 Oct	-	1,364,996	2,442,533	2,516,287	2,551,238	1,363,605	1,232,524	1,345,259
11 Nov	-	658,316	2,829,161	1,887,501	989,324	853,458	752,278	1,059,952
12 Dec	-	542,573	1,610,934	1,558,158	1,044,800	594,009	1,025,379	1,539,895
計 Total	1,906	24,897,949	42,293,407	55,626,108	52,595,692	37,492,519	27,338,234	25,500,728

6. 年度別 月別 乳製品 消費狀況

Consumption of Milk Products By Year And Month, 1972 ~ '83

가. 調製粉乳
Infant Milk Powder(單位 : kg)
Unit

年度 Year 月別 Month	'72	'77	'78	'79	'80	'81	'82	'83
1 Jan	343,755	904,808	1,032,541	1,342,057	1,376,294	1,366,878	1,346,039	1,636,528
2 Feb	347,071	871,992	961,287	1,047,009	1,521,160	1,288,806	1,306,638	1,400,513
3 Mar	355,022	952,792	1,106,712	1,129,727	1,566,037	1,520,064	1,192,282	1,647,386
4 Apr	370,314	937,972	1,090,788	1,186,985	1,356,550	1,695,038	1,648,875	1,611,549
5 May	373,305	981,208	1,157,493	1,250,632	1,230,783	2,181,082	1,418,754	1,652,765
6 June	403,107	948,834	1,218,900	1,207,366	1,196,584	845,064	1,453,982	1,595,243
7 July	349,780	866,930	1,051,420	1,198,048	1,248,956	1,001,537	1,404,224	1,463,664
8 Aug	392,722	962,499	1,099,969	1,138,413	1,290,443	1,216,079	1,489,664	1,583,075
9 Sep	415,716	947,133	1,084,809	1,230,744	1,430,210	1,258,119	1,607,193	1,498,159
10 Oct	386,242	1,032,200	1,076,126	1,232,724	1,113,873	1,349,888	1,447,271	1,536,832
11 Nov	374,450	1,121,045	1,308,186	1,198,164	1,226,653	1,306,804	1,568,173	1,585,033
12 Dec	408,152	1,308,604	1,404,638	1,409,127	1,588,400	1,398,916	1,556,372	1,670,305
計 Total	4,519,636	11,835,017	13,592,869	14,570,996	16,145,943	16,428,275	17,439,467	18,881,052
前年對比 增加率(% C.O.P.Y (%)	7.7	34.8	14.9	7.2	10.8	1.7	6.2	8.3

나. 全脂粉乳
Whole Milk Powder

(單位 : kg)
Unit

年度 Year 月別 Month	'72	'77	'78	'79	'80	'81	'82	'83
1 Jan	66,667	273,144	652,611	330,464	448,586	1,179,527	282,875	659,189 (63,947)
2 Feb	42,798	307,064	471,166	387,484	871,792	956,646	733,403	518,877 (51,322)
3 Mar	43,706	384,606	399,449	465,916	462,268	1,111,597	704,949	722,236 (66,747)
4 Apr	135,216	201,346	435,054	488,742	569,270	2,461,120	606,573	550,058 (134,678)
5 May	105,980	227,450	509,680	532,883	541,125	1,288,117	428,251	543,591 (113,123)
6 June	178,967	326,986	397,057	415,679	367,436	743,617	305,848	467,788 (97,334)
7 July	94,155	183,292	335,363	388,433	326,730	500,142	249,134	372,736 (159,247)
8 Aug	75,146	176,242	350,008	352,310	449,008	484,728	348,347	458,879 (73,122)
9 Sep	178,534	187,271	268,076	286,603	491,731	624,883	492,822	656,210 (199,463)
10 Oct	62,514	224,076	199,701	312,871	692,245	446,384	451,335	428,724 (204,872)
11 Nov	74,324	210,642	156,546	473,501	639,799	541,133	461,904	417,510 (411,120)
12 Dec	91,099	257,368	200,969	332,447	672,114	586,734	743,791	576,701 (86,819)
計 Total	1,149,106	2,959,487	4,375,680	4,767,333	6,532,104	10,924,628	5,809,232	6,372,499 (1,661,794)
前年對比 增加率(% C.O.P.Y (%)	128.6	27.6	47.9	9.0	37.0	67.2	△46.8	<8,034,293> 9.7

※ '83 ()内는 自體消費量으로 消費(販賣)量에 包含되지 않았음.

다. 脱脂粉乳
Skim Milk Powder

(單位 : kg)
Unit

年度 Year 月別 Month	'72	'77	'78	'79	'80	'81	'82	'83
1 Jan	1,200	84,508	153,368	191,755	297,439	200,761	91,019	238,094 (32,252)
2 Feb	1,200	146,076	179,735	274,193	199,534	97,736	143,549	216,390 (29,978)
3 Mar	1,344	82,087	275,829	295,336	270,349	297,697	224,242	221,142 (41,738)
4 Apr	4,322	112,201	213,087	322,806	746,094	283,400	204,148	331,976 (46,654)
5 May	2,585	96,696	255,531	347,295	266,298	531,255	237,269	328,462 (42,625)
6 June	6,330	92,746	193,448	263,348	189,453	318,645	307,802	219,785 (41,189)
7 July	6,740	65,159	133,128	379,662	156,749	257,702	170,465	226,372 (39,180)
8 Aug	5,204	104,525	115,769	302,725	128,766	231,862	22,447	339,804 (42,052)
9 Sep	5,429	65,274	108,262	334,335	294,140	226,746	223,840	326,925 (37,423)
10 Oct	5,010	99,217	102,336	329,453	130,747	235,258	212,081	113,296 (132,011)
11 Nov	2,810	80,669	138,578	237,675	215,262	237,134	208,807	222,195 (27,555)
12 Dec	5,515	118,865	175,076	349,802	122,640	147,669	247,757	386,886 (31,498)
計 Total	47,689	1,148,023	2,044,147	3,628,385	3,017,771	3,065,865	2,495,426	3,171,327 (544,156)
前年對比 增加率(%) C.O.P. Y (%)	681.5	112.3	78.1	77.5	△ 16.8	1.6	△ 18.6	3,715,483 27.1

※ '83 () 내는 自體消費量으로 消費(販賣)量에 包含되지 않았음.

라. 混合粉乳

Other Mixed Powder

(單位 : kg)

Unit

年度 Year 月別 Month	'72	'77	'78	'79	'80	'81	'82	'83
1 Jan	-	-	-	-	-	91,077	42,866	53,721
2 Feb	-	-	-	-	-	77,452	48,275	55,354
3 Mar	-	-	-	-	-	114,500	55,948	57,434
4 Apr	-	-	-	-	-	111,902	70,646	54,108
5 May	-	-	-	-	-	140,879	51,156	52,017
6 June	-	-	-	-	-	20,329	38,897	40,447
7 July	-	-	-	-	-	28,914	36,943	36,065
8 Aug	-	-	-	-	-	60,790	34,277	28,378
9 Sep	-	-	-	-	-	73,081	51,704	32,150
10 Oct	-	-	-	-	-	41,142	32,832	37,710
11 Nov	-	-	-	-	-	31,773	55,712	38,439
12 Dec	-	-	-	-	-	44,069	55,000	46,739
計 Total	-	-	-	-	-	835,908	574,265	532,662
前年對比 增加率(%) C.O.P.Y (%)	-	-	-	-	-	100	△ 31.3	△ 7.2

叶. 煉 乳
Evaporated Milk

(單位: kg)
Unit

年度 Year 月別 Month	'72	'77	'78	'79	'80	'81	'82	'83
1 Jan	82,501	227,402	109,996	141,726	93,913	73,742	112,447	79,043
2 Feb	123,494	283,354	94,492	81,663	154,050	141,391	112,491	87,229
3 Mar	126,225	167,697	78,022	279,514	105,370	210,014	136,980	112,739
4 Apr	109,840	151,537	71,536	97,458	79,736	205,004	124,918	100,069
5 May	162,920	80,723	111,839	59,249	97,526	197,336	95,488	105,747
6 June	145,639	89,399	116,395	50,861	139,240	563,221	92,947	105,368
7 July	120,311	78,685	114,034	34,809	113,127	249,337	55,683	69,176 (2,882)
8 Aug	108,329	69,551	89,076	76,567	79,013	209,540	47,657	103,468 (114,733)
9 Sep	134,989	42,868	107,727	96,539	130,573	156,010	88,632	97,978 (8,586)
10 Oct	139,654	55,402	45,876	111,592	35,642	131,091	112,407	84,146 (45,251)
11 Nov	142,541	83,357	42,060	93,464	80,981	112,528	94,918	76,409 (2,448)
12 Dec	168,641	106,525	94,411	117,656	73,497	172,397	98,979	87,605 (48,749)
計 Total	1,565,084	1,436,500	1,075,464	1,241,098	1,182,668	2,421,611	1,173,547	1,108,977 (222,649) (1,331,626)
前年對比 增加率(%) C.O.P.Y (%)	7.0	△ 500	△ 25.1	15.4	△ 4.7	104.8	△ 51.5	△ 5.5

※ '83 ()内는 自體消費量으로 消費(販賣)量에 包含되지 않았음.

바. 버 터
Butter

(單位: kg)
Unit

年度 Year 月別 Month	'72	'77	'78	'79	'80	'81	'82	'83
1 Jan	303	27,568	45,285	53,696	58,854	125,628	109,845	107,226
2 Feb	2,917	24,913	43,670	41,034	69,938	109,412	101,080	119,424
3 Mar	3,165	34,156	176,632	46,931	48,866	94,017	126,365	132,417
4 Apr	6,604	39,699	49,146	54,812	61,321	161,900	108,191	123,925
5 May	6,765	41,851	37,838	47,455	60,532	119,516	111,718	128,514
6 June	4,855	57,702	64,555	46,517	46,623	73,359	84,590	120,942
7 July	4,884	37,243	51,132	44,564	36,222	77,056	84,475	127,553
8 Aug	2,852	26,151	71,246	53,944	57,248	110,968	91,325	149,047
9 Sep	6,043	24,764	32,895	56,917	69,261	83,667	123,755	158,716
10 Oct	15,377	25,317	52,944	59,661	60,929	79,007	99,235	142,721
11 Nov	271	7,411	56,936	54,283	69,579	84,800	100,944	125,506
12 Dec	8,661	42,332	90,579	67,194	100,909	121,313	145,600	199,007
計 Total	62,697	389,107	772,858	627,008	740,282	1,240,643	1,287,124	1,634,998
前年對比 增加率(%) C.O.P.Y (%)	259.9	43.6	98.6	△ 18.9	18.1	67.6	3.7	27.0

사. 치즈
Cheese

(單位: kg)
Unit

年度 Year 月別 Month	'72	'77	'78	'79	'80	'81	'82	'83
1 Jan	-	9,272	10,856	6,379	8,076	13,248	9,267	15,031
2 Feb	-	8,364	2,517	6,341	10,515	9,325	8,608	13,186
3 Mar	-	9,999	7,754	6,031	6,517	13,941	9,681	12,867
4 Apr	-	6,676	6,284	5,021	8,283	11,025	8,635	11,178
5 May	-	8,785	10,109	5,163	7,290	11,906	10,599	12,772
6 June	-	10,423	6,315	3,954	15,609	11,682	15,682	13,067
7 July	-	7,623	3,955	5,401	10,582	9,185	12,840	15,476
8 Aug	-	5,590	9,913	5,359	10,027	9,104	12,092	18,159
9 Sep	-	8,022	6,139	4,547	11,901	9,116	19,700	13,781
10 Oct	-	6,589	8,912	5,292	12,021	9,622	12,387	16,050
11 Nov	-	7,534	8,139	6,410	11,225	8,790	10,925	16,289
12 Dec	-	9,803	8,652	8,436	11,009	10,853	14,070	24,873
計 Total	-	97,682	89,545	68,334	123,055	127,797	144,486	182,729
前年對比 增加率(%) C.O.P.Y (%)	-	280.1	△ 8.3	△ 23.7	80.1	3.8	13.1	26.5

아. 아이스크림
Ice cream

(單位 : kg)
Unit

年度 Year 月別 Month	'72	'77	'78	'79	'80	'81	'82	'83
1 Jan	213	838,677	1,128,351	1,871,008	2,528,871	1,435,476	896,953	1,094,421
2 Feb	-	941,056	1,295,674	2,727,545	2,935,645	1,844,750	1,103,951	1,249,274
3 Mar	387	1,771,758	2,423,548	4,481,641	4,090,406	2,762,904	1,930,548	2,359,051
4 Apr	733	3,079,103	3,988,869	5,831,072	4,058,520	4,363,289	2,527,715	2,866,610
5 May	1,096	4,213,791	6,530,580	7,061,724	7,978,859	4,676,106	4,392,323	3,761,316
6 June	438	4,744,165	4,995,262	6,981,709	8,529,926	5,322,788	3,645,218	3,397,877
7 July	408	2,803,629	5,666,557	6,960,560	6,553,279	5,817,014	3,267,072	2,374,974
8 Aug	169	2,380,120	5,138,096	7,769,335	6,725,492	5,593,374	3,975,484	2,856,883
9 Sep	-	1,470,764	3,190,365	5,160,701	4,884,420	2,596,497	2,426,866	1,827,556
10 Oct	-	1,276,213	2,191,865	2,787,336	2,187,166	1,384,260	1,784,327	1,140,371
11 Nov	-	794,771	3,028,723	1,533,334	1,152,930	728,299	770,287	961,052
12 Dec	-	581,894	2,202,730	1,752,223	1,049,437	607,176	1,290,583	1,583,192
計 Total	3,444	24,895,941	41,780,620	54,918,188	52,674,951	37,131,933	28,011,327	25,472,577
前年對比 增加率(%) C.O.P.Y (%)	△ 83.9	52.9	67.8	31.4	△ 41	△ 29.5	△ 24.6	△ 9.1

VI. 乳加工業体別生産販賣狀況
Production And Sales By Dairy Companies

Production and Sales by Dairy Companies
乳業公司生產及銷售

1. 83年度 業體別 月別 集乳量

Raw Milk Collection By Companies In 1983

(單位: kg)

(Unit: kg)

業體別 月別 Month	서 울 Seoul	남 양 Nam Yang	매 일 Maeil	해 태 Haitai	빙 그 래 Bing-grae
1	14,383,385	5,199,197	7,136,727	6,155,486	5,106,692
2	13,331,948	5,373,215	6,662,756	5,707,514	4,542,902
3	14,836,650	5,530,230	7,491,844	6,385,412	5,068,884
4	14,731,122	5,386,948	7,610,594	6,520,338	4,981,028
5	15,489,101	5,659,212	7,952,949	6,842,384	5,303,608
6	15,155,854	5,302,295	7,523,569	6,479,719	5,183,634
7	15,505,345	5,629,910	7,625,111	6,558,930	5,233,934
8	14,881,351	5,505,060	7,364,153	6,492,883	5,090,397
9	14,384,735	5,010,188	7,229,169	6,081,010	5,006,790
10	14,655,097	5,160,166	7,424,867	6,425,476	5,018,890
11	14,203,239	5,206,603	7,326,282	6,772,630	4,874,234
12	15,296,497	5,861,492	7,963,461	6,644,991	5,325,219
計 Total	176,854,324	64,824,516	89,311,482	77,066,773	60,736,212

(單位 : kg)
(Unit : kg)

業體別 月別 Month	西 洲 Sea Ju	釜山 慶南 Busan Gyeong Nam	肥 樂 Vi Lac	三 養 Sam Yang	롯데 Lotte
1	2,936,984	2,479,364	2,515,457	1,648,353	1,075,073
2	2,977,854	2,293,996	2,442,897	1,545,636	1,013,397
3	3,341,771	2,641,435	2,733,243	1,715,593	1,116,189
4	3,209,497	2,569,644	2,733,639	1,701,286	1,053,308
5	3,241,704	2,633,788	2,976,259	1,864,780	1,082,954
6	3,132,175	2,408,304	2,778,879	1,842,868	950,770
7	3,285,877	2,422,673	2,749,498	1,796,438	933,032
8	3,327,127	2,398,633	2,664,866	1,745,144	937,803
9	3,160,401	2,380,526	2,708,055	1,817,568	927,866
10	3,212,787	2,416,077	2,736,279	1,851,793	1,021,161
11	3,173,942	2,300,932	2,649,148	1,808,218	904,153
12	3,402,363	2,515,542	2,942,799	2,018,461	1,006,925
計 Total	38,402,482	29,460,914	32,631,019	21,356,138	12,022,631

2. 83年度 業體別 月別 乳製品 生産實績
Production of Milk Products By Companies In 1983

가. 白色市乳
City Milk

(單位 : kg)
(Unit : kg)

業體別 月別 Month	서 울 Seoul	南 陽 Nam Yang	매 일 Maeil	해 태 Haitai	빙 그 레 Bing-grae
1	6,622,041	546,411	2,408,839	2,938,050	1,926,661
2	6,011,791	525,042	2,322,488	2,741,135	1,839,435
3	8,704,015	770,544	3,337,843	4,045,837	2,488,838
4	9,876,015	964,483	4,155,504	4,839,680	3,531,964
5	10,442,900	1,036,236	4,317,509	5,173,130	3,594,102
6	10,488,428	1,062,445	3,959,420	4,767,580	3,739,257
7	9,417,662	980,864	3,648,668	4,238,323	3,245,132
8	9,194,217	1,105,699	4,045,806	4,156,935	3,189,279
9	10,575,319	1,317,282	4,285,882	4,930,677	3,648,200
10	10,459,197	1,302,606	4,500,401	4,689,976	3,538,946
11	9,499,772	1,150,009	3,895,226	3,992,505	3,205,014
12	8,425,404	1,085,118	3,614,965	3,598,004	2,648,682
計 Total	109,716,761	11,846,800	44,492,551	50,111,832	33,001,408

(單位: kg)
(Unit: kg)

業體別 月別 Month	서 주 Sea Ju	釜山 慶南 Busan Gyeong Nam	肥 樂 Vi Lac	三 養 Sam Yang	롯데 Lotte
1	560,997	83,694	40,193	154,461	159,196
2	521,512	77,796	42,283	139,766	153,965
3	730,731	113,720	63,307	196,500	452,521
4	762,610	129,391	83,935	224,002	410,890
5	764,324	133,350	86,304	229,291	359,352
6	627,845	115,216	15,792	195,722	289,882
7	565,003	98,516	70,809	188,634	220,223
8	591,604	78,295	60,228	182,143	204,399
9	613,551	102,893	67,821	192,950	218,403
10	594,337	131,171	72,230	199,556	216,650
11	545,547	126,811	66,189	185,642	185,990
12	508,699	98,952	65,665	176,473	161,553
計 Total	7,386,760	1,289,805	734,756	2,265,140	3,033,024

다. 調製粉乳
Infant Milk Powder

(單位: kg)
(Unit: kg)

業體別 月別 Month	서 울 Seoul	남 양 Nam Yang	매 일 Maeil	計 Total
1	43,355	1,116,231	426,357	1,585,943
2	24,386	979,577	456,497	1,460,460
3	14,928	966,485	552,798	1,534,211
4	23,257	1,169,248	523,952	1,716,457
5	36,928	1,066,938	493,539	1,597,405
6	31,844	1,155,617	505,313	1,692,774
7	37,321	1,126,933	302,908	1,467,162
8	-	1,025,789	476,404	1,502,193
9	64,427	1,076,223	488,340	1,628,990
10	1,178	942,147	458,528	1,401,853
11	9,426	1,119,920	417,923	1,547,269
12	38,499	1,311,453	495,781	1,845,733
計 Total	325,549	13,056,561	5,598,340	18,980,450

라. 全脂粉乳

Whole Milk Powder

(單位 : kg)

(Unit : kg)

業體別 月別 Month	서 울 Seoul	南 陽 Nam Yang	매 일 Maeil	해 태 Haitai	釜山 慶南 Busan Gyeong Nam	肥 樂 Vi Lac	롯데 Lotte
1	343,712	80,539	177,105	174,640	62,700	114,400	83,080
2	267,076	196,164	292,414	121,440	64,100	76,380	66,940
3	124,541	49,638	115,941	131,200	35,518	63,280	84,220
4	112,087	3,600	187,936	47,382	10,861	25,480	-
5	125,112	-	226,853	1,009	2,759	18,270	20,000
6	82,736	-	266,205	-	-	17,130	53,500
7	145,753	4,155	80,629	59,144	2,760	22,050	107,300
8	121,830	34,540	98,811	12,001	5,770	3,140	28,759
9	51,772	-	108,952	35,812	20,380	120	15,260
10	57,779	9,460	207,288	61,720	-	10,538	-
11	78,476	38,017	184,258	82,396	6,420	7,000	29,940
12	238,779	87,280	291,487	131,171	28,490	27,584	47,800
計 Total	1,749,653	503,393	2,137,879	736,475	239,758	385,372	536,799

다. 脫脂粉乳

Skim Milk Powder

(單位 : kg)
(Unit : kg)

業體別 月別 Month	서 울 Seoul	南 陽 Nam Yang	매 일 Maeil	해 태 Haitai	肥 樂 Vi Lac	롯데 Lotte
1	200,214	6,080	26,160	61,640	76,520	31,740
2	224,360	11,580	30,500	86,280	68,470	34,320
3	150,393	31,420	42,560	15,920	38,820	14,740
4	138,533	30,008	49,355	49,200	28,000	36,880
5	69,459	-	52,000	23,980	53,835	17,000
6	94,875	21,980	46,660	57,920	33,750	24,520
7	124,580	21,040	56,360	60,980	35,630	30,720
8	176,834	10,560	58,460	47,820	50,450	32,580
9	27,954	2,040	44,100	10,420	35,120	2,680
10	21,809	36,600	29,200	34,940	35,560	-
11	47,953	25,043	21,940	73,480	58,580	5,540
12	175,063	39,817	32,940	120,260	85,370	11,020
計 Total	1,452,027	233,168	490,235	642,840	600,105	241,740

바. 煉乳

Evaporated Milk

(單位 : kg)

(Unit : kg)

業體別 月別 Month	서울 Seoul	南陽 Nam Yang	해태 Haitai	빙그레 Bing-grae	도투락 DotuRak
1	46,250	39,898	38,280	-	-
2	34,818	34,699	28,920	-	-
3	58,159	10,872	16,416	-	7,124
4	62,665	-	8,280	-	8,153
5	69,546	-	8,160	-	9,165
6	90,402	-	2,712	-	20,595
7	60,075	-	-	118,104	18,753
8	39,496	-	16,248	35,680	-
9	60,283	-	32,976	18,720	-
10	69,635	14,651	26,256	-	-
11	41,755	6,833	20,616	16,344	13,327
12	41,683	22,119	37,416	193,272	100,671
計 Total	674,767	129,072	236,280	382,120	177,788

사. 버 터

Butter

(單位 : kg)

(Unit : kg)

業體別 月別 Month	서 울 Seoul	해 태 Haitai	肥 樂 Vi Lac	計 Total
1	100,067	18,690	35,527	154,284
2	108,420	87,206	28,445	224,071
3	75,454	24,493	20,921	120,868
4	21,452	19,728	9,294	50,474
5	28,568	32,083	10,407	71,058
6	40,697	47,316	16,772	104,785
7	54,205	55,147	22,005	131,357
8	78,240	58,951	22,925	160,116
9	14,191	26,140	28,837	69,168
10	51,750	47,866	32,924	132,540
11	50,860	54,728	35,681	141,269
12	87,191	82,478	40,958	210,627
計 Total	711,095	554,826	304,696	1,570,617

아. 치즈

Cheese

(單位 : kg)
Unit

業體別 月別 Month	서 울 Seoul	任 實 Im Sil	三 養 Sam Yang	計 Total
1	6,521	5,640	2,159	14,320
2	8,173	5,378	3,872	17,423
3	4,390	5,718	2,334	12,442
4	4,021	5,211	1,875	11,107
5	3,925	4,153	1,314	9,392
6	5,864	5,446	2,241	13,551
7	5,374	6,279	3,632	15,285
8	6,103	6,066	4,537	16,706
9	5,748	6,534	2,337	14,619
10	6,547	6,134	3,555	16,236
11	5,737	8,080	2,732	16,549
12	6,252	9,866	6,657	22,775
計 Total	68,655	74,505	37,245	180,405

자. 醜 酵 乳

Fermented Milk

(單位 : kg)
Unit

業體別 月別 Month	서 울 Seoul	南 陽 Nam Yang	매 일 Maeil	해 태 Hai tai	빙 그 레 Bing - grae	韓 國 아쿠르트 Korean Yakurt	肥 樂 Vi Lac	三 養 Sam Yang
1	141,997	1,248,460	161,074	310,809	500,783	3,025,790	1,762,184	2,961
2	133,707	1,188,663	163,176	292,062	493,225	3,060,517	1,784,273	3,141
3	179,336	1,668,276	213,955	391,792	720,148	3,718,698	2,244,633	4,586
4	196,355	1,906,511	237,012	439,898	840,657	3,645,739	2,339,924	5,139
5	228,634	2,076,922	251,286	474,835	940,257	3,850,489	2,286,491	5,543
6	202,009	1,810,079	230,259	435,535	816,456	3,785,880	2,294,861	5,144
7	206,390	1,810,233	226,282	447,286	745,358	3,934,242	2,323,508	4,359
8	216,911	1,899,959	225,560	442,907	799,542	4,115,400	2,415,917	3,868
9	224,304	2,016,441	234,006	480,748	820,427	4,013,506	2,409,798	6,109
10	208,688	1,925,305	209,837	490,363	775,499	4,008,346	2,372,038	12,337
11	181,457	1,599,592	792,817	454,081	659,343	3,795,357	2,110,268	14,409
12	172,683	1,556,098	184,432	436,956	623,293	3,742,840	2,107,499	15,583
計 Total	2,292,471	20,706,539	2,529,696	5,097,272	8,734,988	44,696,804	26,451,394	83,179

차. 아이스크림
Ice Cream

(單位 : kg)
Unit

業體別 月別 Month	서 울 Seoul	해 태 Hai tai	빙 그 래 Bing- Grae	三 岡 Sam Kang	롯데 Lotte	도 투 락 DotuRak	三 養 Sam Yang	計 Total
1	24,447	535,418	492,782	40,090	177,368	51,931	35,349	1,357,385
2	72,229	420,455	407,142	21,536	80,522	78,640	4,742	1,085,266
3	0	1,122,689	998,078	23,299	442,326	213,013	9,924	2,809,329
4	0	803,971	1,161,909	32,666	352,094	237,238	18,028	2,605,906
5	62,780	992,075	1,799,846	47,632	497,989	255,763	8,995	3,665,080
6	41,171	894,234	1,666,533	46,072	323,257	214,290	12,787	3,198,344
7	37,238	571,916	1,239,646	10,524	131,711	151,221	12,261	2,154,517
8	38,364	949,567	1,744,412	38,722	164,909	232,497	18,670	3,187,141
9	29,806	495,949	553,831	8,908	187,218	213,110	3,832	1,492,654
10	15,968	464,782	332,664	8,693	388,579	131,951	2,622	1,345,259
11	26,230	281,518	203,925	359,377	137,556	48,475	2,871	1,059,952
12	0	816,953	380,449	303,956	0	37,276	1,261	1,539,895
計 Total	348,233	8,349,527	10,981,217	941,475	2,883,529	1,865,405	131,342	25,500,728

3. '83年度 業體別 月別 乳製品 販賣實績

Sales of Milk Products By Companies in 1983

가. 調製粉乳

Infant Milk Powder

(單位 : kg)
Unit

業體別 月別 Month	서울 Seoul	南陽 Nam Yang	매일 Maeil	計 Total
1	27,272	1,060,583	548,673	1,636,528
2	28,668	939,840	432,005	1,400,513
3	26,686	1,098,490	522,210	1,647,386
4	28,576	1,102,292	480,681	1,611,549
5	29,140	1,139,466	484,159	1,652,765
6	27,565	1,103,882	463,796	1,595,243
7	23,366	1,035,560	404,738	1,463,664
8	23,042	1,121,742	438,291	1,583,075
9	24,287	1,046,760	427,112	1,498,159
10	24,769	1,101,142	410,921	1,536,832
11	23,024	1,135,111	426,898	1,585,033
12	25,593	1,198,043	446,669	1,670,305
計 Total	311,988	13,082,911	5,486,153	18,881,052

나. 全脂粉乳

Whole Milk Powder

(單位 : kg)
Unit

業體別 月別 Month	서울 Seoul	南陽 Nam Yang	매일 Maeil	해태 Hai tai	釜山慶南 Busan Gyeong Nam	肥樂 Vi Lac	롯데 Lotte
1	259,607	27,120	233,157	27,060	10,345	30,000	71,900
2	146,063	34,200	186,061	19,158	11,195	34,000	87,800
3	204,238	75,020	228,040	32,300	8,558	115,000	59,080
4	147,011	33,060	207,897	60,471	6,559	18,000	77,060
5	164,020	39,060	175,050	69,860	31,661	0	63,940
6	123,353	58,540	133,695	88,362	9,958	0	53,880
7	112,682	14,200	134,929	55,048	6,647	0	49,230
8	127,037	29,000	94,527	125,104	22,167	0	61,044
9	141,294	97,060	281,319	99,830	2,752	0	33,955
10	98,394	36,580	193,390	93,135	465	1,000	5,760
11	97,970	17,040	201,263	73,545	472	0	27,220
12	141,057	26,080	239,560	117,420	4,924	23,000	24,660
計 Total	1,762,726	486,960	2,308,888	861,293	116,103	221,000	615,529

다. 脱脂粉乳
Skim Milk Powder

(單位 : kg)
Unit

業體別 月別 Month	서 울 Seoul	南 陽 Nam Yang	매 일 Maeil	해 태 Hai tai	肥 樂 Vi Lac	롯데 Lotte
1	138,326	10,020	16,208	22,000	43,000	8,540
2	133,570	32	15,168	19,000	39,000	9,620
3	130,876	0	27,606	18,020	0	44,640
4	138,533	30,008	49,355	49,200	28,000	36,880
5	157,102	4,560	63,560	43,100	28,000	32,140
6	81,419	10,606	55,420	43,720	0	28,620
7	134,792	10,940	50,940	5,520	4,000	20,180
8	142,044	0	71,600	69,000	20,000	37,160
9	119,945	13,520	67,280	112,500	5,000	8,680
10	17,636	23,280	31,760	33,900	6,720	0
11	47,715	30,120	26,100	74,860	39,000	4,400
12	156,001	26,530	17,460	117,640	58,100	11,155
計 Total	1,397,959	139,616	492,457	608,460	270,820	242,015

라. 煉乳
Evaporated Milk

(單位 : kg)
Unit

業體別 月別 Month	서 울 Seoul	南 陽 Nam Yang	해 태 Hai tai	빙 그 래 Bing Grae	도 투 락 DotuRak
1	32,622	14,693	31,728	0	0
2	44,647	13,800	24,000	0	0
3	70,921	15,211	19,536	0	7,071
4	66,053	12,486	13,248	0	8,282
5	72,353	14,233	10,200	0	8,961
6	70,403	12,405	1,920	0	20,640
7	38,324	10,846	1,200	0	18,806
8	66,053	24,239	13,176	0	0
9	56,248	6,042	35,688	0	0
10	51,683	6,207	26,256	0	0
11	42,640	10,945	22,824	0	0
12	43,947	14,210	29,448	0	0
計 Total	655,894	155,317	229,224	0	63,760

마. 버 터
Butter

(單位 : kg)
Unit

業體別 月別 Month	서 울 Seoul	해 태 Hai tai	肥 樂 Vi Lac	計 Total
1	42,519	39,670	25,037	107,226
2	49,094	36,051	34,279	119,424
3	69,914	43,241	19,262	132,417
4	60,094	52,681	11,150	123,417
5	60,842	58,392	9,280	128,514
6	50,190	52,162	18,190	120,942
7	65,603	38,959	22,991	127,553
8	64,320	59,330	25,397	149,047
9	77,127	46,261	35,328	158,716
10	69,281	38,141	35,299	142,721
11	58,494	39,522	27,490	125,506
12	76,649	91,600	30,758	199,007
計 Total	744,127	596,010	294,861	1,634,998

바. 치즈
Cheese


(單位 : kg)
Unit

業體別 月別 Month	서 울 Seoul	任 實 Im Sil	三 養 Sam Yang	計 Total
1	8,160	4,820	2,051	15,031
2	4,913	5,516	2,757	13,186
3	5,448	5,151	2,268	12,867
4	4,021	5,282	1,875	11,178
5	5,128	6,158	1,486	12,772
6	5,494	5,401	2,172	13,067
7	5,493	6,325	3,658	15,476
8	6,905	7,066	4,188	18,159
9	5,164	6,205	2,412	13,781
10	5,952	6,543	3,555	16,050
11	5,880	7,887	2,522	16,289
12	6,737	10,108	8,028	24,873
計 Total	69,295	76,462	36,972	182,729

사. 아이스크림
Ice Cream

(單位 : kg)
Unit

業體別 月別 Month	서 울 Seoul	해 태 Hai tai	빙 그 레 Bing - grae	三 岡 Sam Kang	롯데 Lotte	도 투 락 DotuRak	三 養 Sam Yang	計 Total
1	26,225	400,614	413,487	24,418	159,091	52,675	17,911	1,094,421
2	20,197	542,586	481,802	23,646	77,698	80,311	23,034	1,249,274
3	29,296	730,083	930,378	27,751	398,093	177,014	66,436	2,359,051
4	31,767	1,069,924	1,119,794	32,638	371,695	221,783	19,009	2,866,610
5	35,483	1,148,753	1,848,028	38,254	449,980	221,939	18,879	3,761,316
6	33,798	870,875	1,841,213	34,318	361,985	233,271	22,417	3,397,877
7	41,697	584,097	1,306,309	24,757	153,812	245,246	19,056	2,374,974
8	46,355	904,749	1,441,044	40,151	159,920	245,704	18,960	2,856,883
9	38,794	529,340	819,595	14,561	196,588	218,365	10,313	1,827,556
10	21,686	424,015	278,801	5,282	273,006	131,939	5,642	1,140,371
11	14,076	308,142	183,340	297,684	111,018	43,468	3,324	961,052
12	19,415	818,872	343,074	354,460	0	42,622	4,749	1,583,192
計 Total	358,789	8,332,050	11,006,865	917,920	2,712,886	1,914,337	229,730	25,472,577



Ⅶ. 乳 及 乳 製 品 價 格

Prices Of Milk And Milk Products

乳製糖價格
Price of Milk And Milk Products

1. 年度別 原乳價格 (kg 當)
Prices Of Raw Milk By Year, 1964 ~ '83 (Per kg)

單位 : 원
Unit : won

年度 Year	實施期間 Operation Period	價格 Price	備考 Remarks
'64	1. 1 ~ 65. 6. 30	27.70	本形成價格은 서울牛乳組合納乳價格임.
'65	7. 1 ~ 76. 12. 20	34	
'66	12. 21 ~ 77. 2. 28	37	
'67	3. 1 ~ 68. 3. 31	43	
'68	4. 1 ~ 6. 22	45	
'68	6. 23 ~ 70. 1. 12	50	
'69	1. 1 ~ 70. 1. 12	50	
'70	1. 13 ~ 71. 8. 14	55	
'71	8. 15 ~ 12. 31	60	
'72	1. 1 ~ 12. 31	65	
'73	1. 1 ~ 7. 10	67.50	以下酪農審議會會議審議結果에 의한 價格임.
'73	7. 11 ~ 74. 4. 7	75	
'74	4. 8 ~ 12. 17	90	
'74	12. 18 ~ 75. 12. 31	110	
'75	1. 1 ~ 76. 10. 31	135	
'76	11. 1 ~ 77. 12. 31	150	
'77	1. 1 ~ 12. 31	150	乳脂肪 3.4 % 基準 0.1 % 當 3 원 加減
'78	1. 1 ~ 79. 1. 31	167	乳脂肪 3.4 % 基準 0.1 % 當 5 원 加減
'79	2. 1 ~ 79. 12. 10	209	乳脂肪 3.4 % 基準 0.1 % 當 6 원 加減
'79	12. 11 ~ 80. 2. 1	249	乳脂肪 3.4 % 基準 0.1 % 當 7.30 원 加減
'80	2. 2 ~ 81. 5. 31	266	乳脂肪 3.4 % 基準 0.1 % 當 7.80 원 加減
'81	6. 1 ~ 82. 3. 31	307	乳脂肪 3.4 % 基準 0.1 % 當 7.80 원 加減
'82	4. 1 ~	313	乳脂肪 3.4 % 基準 0.1 % 當 7.80 원 加減

2. 年度別 乳製品 價格

Rrices Of Milk And Milk Products By Year

가. 白色市乳 (180cc/병)
City Milk (180cc/bottle)單位: 원
Unit: won

年度 Year	實施期間 Operation Period	價 格 Prices			備 考 Remarks
		工場渡 Ex-factory	都 賣 Wholesale	小 賣 Retail	
'62	6.10 ~ 12.31	5.15	-	-	-
'63	1. 1 ~ 12.31	5.15	-	-	-
'64	1. 1 ~ 65. 6.30	7.30	-	-	-
'65	7. 1 ~ 66.12.20	9.15	-	-	-
'66	12.21 ~ 12.31	11.62	-	-	-
'67	1. 1 ~ 68. 3.31	"	-	-	-
'68	4. 1 ~ 6.23	13.00	-	-	-
'69	1. 1 ~ 70. 1.15	16.00	-	-	-
'70	1.16 ~ 71. 8.14	18.00	-	-	-
'71	8.15 ~ 12.31	20.00	25	30	-
'72	1. 1 ~ 73.12. 4	23.00	28	35	-
'73	12. 5 ~ 74. 4.10	27.00	33	40	-
'74	11. 1 ~ 75. 4.13	30.00	36	45	-
'75	4.14 ~ 76.10.31	34.00	40	50	-
'76	11. 1 ~ 12.31	40.50	50	60	-
'77	1. 1 ~ 12.31	"	"	"	-
'78	1. 1 ~ 79. 1.31	48.00	58	70	-
'79	2. 1 ~ 79.12.10	61.00	73	85	-
'79	12.11 ~ 80. 2. 1	74.00	92	110	-
'80	2. 2 ~ 81. 6. 1	81.50	100	120	-
'81	6. 1 ~ 82. 1.24	93.50	114	135	-
'82	1.25 ~	96.50	114	135	-

나. 加工市乳 (초코 180 cc /병)
Flavoured Milk (Choco 180 cc /bottle)

單位: 원
Unit: Won

年度 Year	實施期間 Operation Period	價 格 Prices			備 考 Remarks
		工場渡 Ex-factory	都 賣 Wholesale	小 賣 Retail	
'70	-	-	-	-	
'71	-	-	-	-	
'72	1. 1 ~ 73. 3. 31	20	25	30	
'73	4. 1 ~ 74. 8. 29	23	28	35	
'74	8. 29 ~ 75. 4. 9	30	36	45	
'75	4. 10 ~ 76. 10. 31	39	45	55	
'76	11. 1 ~ 12. 31	55	66	80	
'77	1. 1 ~ 12. 31	58	70	85	
'78	1. 1 ~ 79. 1. 31	64.50	78	95	
'79	2. 1 ~ 79. 12. 10	86	100	120	
'79	12. 11 ~ 80. 2. 1	98	115	140	
'80	2. 2 ~ 82. 1. 24	109	128	150	포리팩 基準
'82	1. 25 ~	112	140	150	"

다. 調製粉乳 (450g/罐)
 Infant Milk Powder (450g/Can)

單位 : 원
 Unit : Won

年度 Year	實施期間 Operation Period	價 格 Prices			備 考 Remarks
		工場渡 Ex-factory	都 賣 Wholesale	小 賣 Retail	
'65	11. 6 ~ 66. 8.31	170	-	-	
'66	9. 1 ~ 67. 1.31	200	-	-	
'67	2.28 ~ 68. 2. 4	215	-	-	
'68	2. 5 ~ 69. 3.31	235	-	-	
'69	4. 1 ~ 70. 1.15	250	-	-	
'70	1. 16 ~ 71. 7.31	270	-	-	
'71	8. 1 ~ 72. 7.31	320	-	-	
'72	8. 1 ~ 73.12. 4	330	-	-	
'73	12. 5 ~ 74.12.18	400	425	450	
'74	12. 19 ~ 75. 4. 7	560	610	630	'74以前은 서울 牛乳組合基準인.
'75	4. 8 ~ 76.10.31	600	660	700	
'76	11. 1 ~ 77. 6.30	630	660	700	
'77	7. 1 ~ 12.31	616	640	670	VAT 稅適用
'78	1. 1 ~ 79. 1.31	700	730	770	
'79	2. 1 ~ 7.13	825	860	900	
'79	7. 14 ~ 12.10	850	890	930	
'79	12. 11 ~ 80. 2. 1	960	1,000	1,050	
'80	2. 2 ~ 12.17	1,065	1,100	1,160	
'80	12. 18 ~ 81. 6. 1	1,160 (1,220)	1,200 (1,260)	1,260 (1,320)	()는 EOE 관
'81	6. 2 ~ 82. 4.20	1,290 (1,350)	-	1,400 (1,460)	()는 EOE 관
'82	4. 21 ~	1,267 (1,307)	-	1,380 (1,420)	()는 EOE 관

라. 全脂粉乳 (20 kg/袋)

Whole Milk Powder (20 kg / bag)

單位 : 원
Unit: Won

年度 Year	實施期間 Operation Period	價 格 Prices			備 考 Remarks
		工場渡 Ex-factory	都 賣 Wholesale	小 賣 Retail	
'74	74. 9. 1 ~ 75. 6. 1	27,000	-	-	
'75	75. 6. 1 ~ 76. 4. 15	25,000	-	-	
'76	4.16 ~ 10.31 11. 1 ~ 77. 6. 30	32,000 36,000	-	-	
'77	7. 1 ~ 12.31	35,200	-	-	VAT 稅適用
'78	1. 1 ~ 79. 1.31	42,200	-	-	
'79	2. 1 ~ 79.12.10	52,000	-	-	補填額包含價格임.
'79	12.11 ~ 80. 2. 1	62,400	-	-	
'80	2. 2 ~ 81. 6. 1	67,000	-	-	
'81	6. 2 ~	77,500 (3,940)	-	(4,300)	()內는 1kg 포

마. 脫脂粉乳 (20 kg/袋)

Skim Milk Powder (20 kg/ bag)

單位 : 원
Unit : Won

年度 Year	實施期間 Operation Period	價 格 Prices			備 考 Remarks
		工場渡 Ex-factory	都 賣 Wholesale	小 賣 Retail	
'74	-	-	-	-	
'75	7.15 ~ 76. 4.15	29,000	-	-	
'76	4.16 ~ 10.31 11. 1 ~ 77. 6.30	27,000 42,000	-	-	
'77	7. 1 ~ 12.31	41,000	-	-	VAT 稅適用
'78	1. 1 ~ 79. 1.31	49,000	-	-	
'79	2. 1 ~ 12.10	60,000	-	-	補填額包含價格임.
'79	12.11 ~ 80. 2. 1	70,000	-	-	
'80	2. 2 ~ 81. 6. 1	74,750	-	-	
'81	6. 2 ~	86,000	-	-	

바. 煉乳
Evaporated Milk

(單位: 375g / 원)
(Unit: Won / 375g)

年度 Year	實施期間 Operation Period	價 格 Prices			備 考 Remarks
		工場渡 Ex-factory	都 賣 Wholesale	小 賣 Retail	
'73	-	-	-	-	
'74	74. 8. 9 ~ 75. 7.14	280	300	320	
'75	75. 7.15 ~ 76.11. 1	300	320	350	
'76	11. 1 ~ 77. 6. 3	380	410	440	
'77	7. 1 ~ 12.31	368	390	420	VAT 稅適用
'78	1. 1 ~ 79. 1.31	425	455	490	
'79	2. 1 ~ 12.10	520	550	600	
'79	12.11 ~ 80. 2. 1	620	660	720	
'80	2. 2 ~ 81. 6.	670	720	800	
'81	6. 2 ~	800	850	950	

사. 버터
Butter

(單位: 450g / 원)
(Unit: Won / 450g)

年度 Year	實施期間 Operation Period	價 格 Prices			備 考 Remarks
		工場渡 Ex-factory	都 賣 Wholesale	小 賣 Retail	
'72	1. 1 ~ 12.31	285	310	350	
'73	1. 1 ~ 74. 8. 9	400	420	480	
'74	8. 10 ~ 75. 4. 9	500	530	600	
'75	4. 10 ~ 76. 4.15	550	580	650	
'76	4. 16 ~ 77. 6.30	720	750	850	
'77	7. 1 ~ 12.31	707.30	750	840	VAT 稅適用
'78	1. 1 ~ 1.31	770	840	900	"
'79	2. 1 ~ 12.10	781	847	1,000	"
'79	12.11 ~ 81. 6. 1	935	1,040	1,200	"
'81	6. 2 ~ 82. 3.20	1,166	1,300	1,500	"
'82	3. 21 ~	1,485	1,700	1,900	

아. 치즈
Cheese

(單位 : 200 g/ 원)
(Unit : Won /200 g)

年度 Year	實施期間 Operation period	價 格 Prices			備 考 Remarks
		工場渡 Ex-factory	都 賣 Wholesale	小 賣 Retail	
'73	-	-	-	-	
'74	-	-	-	-	
'75	-	-	-	-	
'76	-	-	-	-	
'77	7. 1 ~ 12.31	720.50	781	900	
'78	1. 1 ~ 79. 1.31	825	900	1,000	
'79	2. 1 ~ 12.10	935	1,012	1,100	
'79	12.11 ~ 81. 6. 1	1,100	1,200	1,300	
'81	6. 2 ~ 82. 3.20	1,188	1,300	1,420	
'82	3.21 ~	1,364	1,480	1,610	

자. 醱酵乳

Fermented Milk

(單位 : 65 ml/ 원)
(Unit : Won /65 ml)

年度 Year	實施期間 Operation Period	價 格 Prices			備 考 Remarks
		工場渡 Ex-factory	都 賣 Wholesale	小 賣 Retail	
'70	-	-	-	-	
'71	8.10 ~ 72. 3.31	25	-	25	80 ml/ 원
'72	4. 1 ~ 73. 4.10	30	-	30	"
'73	4.11 ~ 74. 6.30	40	-	40	"
'74	7. 1 ~ 12.31	35	-	35	65 ml/ 원
'75	1. 1 ~ 12.31	40	-	40	"
'76	1. 1 ~ 6.30	40 (45)	-	40 (45)	()內는 서울
'77	7. 1 ~ 12.31	45 (50)	-	45 (50)	以外的 地方價
'78	1. 1 ~ 79. 1.31	45 (50)	-	50 (55)	格입.
'79	2. 1 ~ 7.13	45 (46)	-	50 (55)	特消稅+
'79	7.14 ~ 12.10	47 (48)	-	55 (60)	附加稅包含
'79	12.11 ~ 80. 2. 1	53	-	65	
'80	2. 2 ~ 81.10.19	58	-	70	
'81	10.20 ~ 81. 3.20	60	-	70	
'82	3.21 ~	70	-	80	

차. 아이스크림
Ice Cream

(單位 : 100cc/ 원)
(Unit : Won /100 cc)

年度 Year	實 施 期 間 Operation Period	價 格 Prices			備 考 Remarks
		工 場 渡 Ex-factory	都 賣 Wholesale	小 賣 Retail	
'73	—	—	—	—	
'74	—	—	—	—	
'75	1.1 ~ 12.31	66.50	75	100	
'76	1.1 ~ 77. 6.30	66.50	75	100	
'77	7.1 ~ 12.31	73.15	82.50	110	特 消 稅 + 附加稅包含
'78	1.1 ~ 12.31	90.30	102.10	130	
'79	1.1 ~ 80. 2.29	90.30	102.10	130	
'80	80. 3.1 ~	99.44	115.00	150.00	

Ⅷ. 乳製品輸入実績

Importation of Milk Products

乳製品輸入数量

Importation of Milk Products

1. 年度別輸入実績

Importation of Milk Products By Year

가. 乳漿粉末 Whey Powder

(單位: %, U\$/%, 千U\$)
(Unit: %)

區分 年度 Year	調製粉乳用 For Infant milk powder			飼料用 For feeds		
	數量 Quantity	單價 Unit price	金額 Amount	數量 Quantity	單價 Unit price	金額 Amount
'73	-	-	-	-	-	-
'74	1,616	717	1,159	-	-	-
'75	1,067	1,085	1,158	-	-	-
'76	1,277	877	1,120	-	-	-
'77	1,531	821	1,257	290	324	94
'78	2,589	866	2,243	-	-	-
'79	2,582	933	2,410	312	370	115
'80	4,254	947	4,030	640	357	228
'81	4,386	741	3,248	1,393	387	540
'82	7,183	711	5,109	1,119	429	480
'83	7,152	678	4,847	1,977	384	760

※ 推薦実績임.

나. 全脂粉乳

Whole Milk Powder

(單位: %, U\$/%, 千U\$)
(Unit: %)

區分 年度 Year	需給用 For demand and supply		
	數量 Quantity	單價 Unit price	金額 Amount
'81	-	-	-
'82	1,500	1,599	2,399
'83	2,500	1,116	2,789

※ 推薦実績임.

다. 脫脂粉乳

Skim Milk Powder

區分 年度 Year	需 給 用 For demand and supply			工 業 用 For milk products			飼 料 用 For feeds		
	數 量 Quantity	單 價 Unit price	金 額 Amount	數 量 Quantity	單 價 Unit price	金 額 Amount	數 量 Quantity	單 價 Unit price	金 額 Amount
'77	-	-	-	61.5	498	30.6	100	358	35.8
'78	-	-	-	144.5	618	89.3	300	474	142.1
'79	1,000	610	610	120	733	88	402	597	239.8
'80	-	-	-	208	1,036	215.4	179	825	147.6
'81	-	-	-	387.5	1,227	475.5	300	1,119	335.6
'82	-	-	-	155	1,052	163	2,032.5	1,007	2,046
'83	500	824	412	410	895	367	2,551	818	2,086

※ 推薦實績임.

라. 乳糖 및 카제인
Lactose And Casein

區分 年度 Year	乳 糖 Lactose			카 제 인 Casein		
	數 量 Quantity	單 價 Unit price	金 額 Amount	數 量 Quantity	單 價 Unit price	金 額 Amount
'70	712	412	293	376	673	253
'71	1,015	411	417	247	923	228
'72	1,100	406	447	304	1,326	403
'73	2,297	424	974	562	1,431	804
'74	2,218	530	1,175	489	1,710	836
'75	1,782	724	1,290	470	1,862	875
'76	4,898	543	2,660	1,011	1,552	1,569
'77	5,570	551	3,071	1,908	1,477	2,818
'78	6,588	656	4,324	2,330	1,588	3,700
'79	8,210	737	6,048	3,499	1,980	6,929
'80	7,097	854	6,061	2,414	2,838	6,851
'81	4,165	690	2,874	1,292	3,076	3,975
'82	4,914	606	2,980	2,469	2,788	6,883
'83	5,120	567	2,903	3,270	2,543	8,317

※ 貿易統計月報
Source : Monthly Foreign Trade Statistics

2. '83 月別 輸入 實績

Monthly Importation of Milk Products In 1983

가. 乳漿粉末

Whey Powder

(單位：噸, U\$/噸, 千U\$)
(Unit :)

區分 月別 Month	調製粉乳用 For infant milk powder			飼料用 For feeds		
	數量 Quantity	單價 Unit price	金額 Amount	數量 Quantity	單價 Unit price	金額 Amount
1	512	732	375	7	429	3
2	600	707	424	430	398	171
3	587	726	426	-	-	-
4	50	520	26	116	397	46
5	1,150	683	786	54	389	21
6	1,205	700	844	484	376	182
7	518	658	341	-	-	-
8	1,147	656	752	-	-	-
9	-	-	-	411	364	149
10	893	629	562	75	375	28
11	-	-	-	125	368	46
12	490	635	311	275	415	114
計	7,152	678	4,847	1,977	384	760

※ 推薦實績임.

나. 全脂粉乳
Whole Milk Powder

(單位：%, U\$/%, 千U\$)
(Unit :)

區 分 月 別 Month	需 給 用 For demand and supply		
	數 量 Quantity	單 價 Unit price	金 額 Amount
1	-	-	-
2	-	-	-
3	-	-	-
4	500	1,272	636
5	-	-	-
6	-	-	-
7	-	-	-
8	-	-	-
9	500	1,034	517
10	-	-	-
11	-	-	-
12	1,500	1,091	1,636
計	2,500	1,116	2,789

※ 推薦實績임.

다. 脫脂粉乳

Skim Milk Powder

(單位：噸, U\$/噸, 千U\$)

(Unit : ton, U\$/ton, 1000 U\$)

區分 月別 Month	工業用 For milk products			飼料用 For feeds			需給用 For demand and supply		
	數量 Quantity	單價 Unit price	金額 Amount	數量 Quantity	單價 Unit price	金額 Amount	數量 Quantity	單價 Unit price	金額 Amount
1	-	-	-	-	-	-	-	-	-
2	-	-	-	300	920	276	-	-	-
3	-	-	-	75	907	68	-	-	-
4	-	-	-	168	911	153	-	-	-
5	-	-	-	78	897	70	-	-	-
6	155	903	140	470	902	424	-	-	-
7	-	-	-	78	859	67	-	-	-
8	-	-	-	-	-	-	-	-	-
9	-	-	-	458	742	340	-	-	-
10	100	890	89	171	801	137	-	-	-
11	-	-	-	424	734	311	-	-	-
12	155	890	138	329	729	240	500	824	412
計	410	895	367	2,551	818	2,086	500	824	412

※ 推薦実績임.

라. 乳糖 및 카제인

Lactose And Casein

(單位 : %, U\$/%, 千U\$)

(Unit :)

區分 月別 Month	乳 糖 Lactose			카 제 인 Casein		
	數 量 Quantity	單 價 Unit price	金 額 Amount	數 量 Quantity	單 價 Unit price	金 額 Amount
1	464	593	275	170	2,741	466
2	414	616	255	214	2,846	609
3	324	611	198	348	2,759	960
4	614	586	360	271	2,742	743
5	396	601	238	204	2,691	549
6	504	579	292	283	2,675	757
7	466	575	268	233	2,639	615
8	338	530	179	271	2,664	722
9	406	530	215	357	1,630	582
10	382	526	201	214	2,570	550
11	295	536	158	397	2,521	1,001
12	516	514	265	310	2,458	762
計	5,120	567	2,903	3,270	2,543	8,317

※ 貿易統計月報

Source : Manthly Foreign Trade Statistics

마. 酪農課 所管品目 關稅率

Tariff rates of dairy produce

C. C. C. N		品 名	基 本				
			1984	1985	1986	1987	1988 以後
0102	0101	젖 소 Dairy cattle	(%)	(%)	(%)	(%)	(%)
		종우(Pure Breeder)	20	20	20	20	20
		기타(Other)	20	20	20	20	20
0401	0000	우 유 Milk and cream(Fresh)	40	40	40	40	40
0402	0100	유장분말 Whey	20	20	20	20	20
	0202	탈지분유 Skim Milk Powder	20	20	20	20	20
	0300	전지분유 Whole Milk Powder	40	40	40	40	40
	0400	연 유 Evaporated Milk	40	40	40	40	40
0403	0000	버 터 Butter	40	40	40	40	40
0404	0102	가공치이즈 Processed Cheese	40	40	40	40	40
	0101	자연치이즈 Natural Cheese	40	40	40	40	40
	0200	커 어 드 Curd	40	40	40	40	40
1203	0303	목초종자 Seeds of Forge gross	무세	무세	무세	무세	무세
2107	0102	유 당 Latose	40	35	30	25	20
2107	0500	조제분유 Infant Milk Powder	50	50	45	45	40
3501	0100	카 제 인 Casein	30	30	25	25	20
	0201	카제인염 Salt of Casein	30	30	25	25	20

二. 牧 野 編

Pasture Sector

一

二

三

四

Feature Sector

1. 年度別 草地造成 実績

Area of Pasture Establishment by Province and Year, 1967~83

(單位 : ha)
Unit : ha

행정구역 Province	구 분 Year	集 約 草 地 Cultivated Grassland							
		1967	'68	'69	'70	'71	'72	'73	'74
서울 Seoul		10	-	-	-	-	-	-	-
釜山 Busan		63	-	190	-	-	-	-	-
大邱 Daegu		-	-	4	-	-	-	-	-
京畿 Gyeong Gi		508	400	570	825	622	100	450	220
江原 Gang Won		120	-	100	100	19	280	350	800
忠北 Chung Buk		97	20	124	290	200	100	90	100
忠南 Chung Nam		483	600	1,249	627	619	270	470	305
全北 Jeon Buk		63	140	250	410	180	100	50	200
全南 Jeon Nam		80	140	250	565	1,275	103	910	200
慶北 Gyeong Buk		80	600	1,117	510	200	270	130	375
慶南 Gyeong Nam		215	200	840	300	210	300	100	100
濟州 Je Ju		2,700	3,000	1,000	1,050	1,000	1,000	665	890
計 Total		4,419	5,100	5,694	4,677	4,325	2,523	3,215	3,190

- ※ 1. '81, '82, '83 造成分에는 自力造成包含
2. '77年度 江原道에는 企業牧畜業者 融資草地 281 包含

구 분 Year 행정구역 Province	集 約 草 Cultivated Grassland							
	'75	'76	'77	'78	'79	'80	'81	'82
서울 Seoul	-	-	-	-	-	-	-	-
釜山 Busan	-	-	-	-	-	-	-	-
大邱 Daegu	-	-	-	-	-	-	-	-
京畿 Gyeong Gi	478	270	220	368	105	86	104	318
江原 Gang Won	965	705	434	399	453	825	1,064	1,419
忠北 Chung Buk	85	76	42	266	326	72	137	360
忠南 Chung Nam	700	463	666	964	245	230	200	700
全北 Jeon Buk	115	135	260	430	255	205	160	350
全南 Jeon Nam	391	238	91	684	485	189	199	1,152
慶北 Gyeong Buk	270	491	288	325	205	155	198	1,100
慶南 Gyeong Nam	70	200	275	400	134	113	120	754
濟州 Je Ju	1,095	1,225	1,080	1,700	1,525	1,250	870	900
計 Total	4,169	3,803	3,356	5,536	3,733	3,125	3,052	7,053

(單位：ha)
Unit: ha

地			簡 易 草 地 Uncultivated Grassland				野 草 地 Wild Grassland	合 計 Total
'83	'80 以前 自力草地 管理編入	計	1969	'70	'71	計	1969	
-	-	10	-	-	-	-	2	12
-	-	253	160	-	-	160	-	413
-	-	4	-	-	3	3	-	7
370	774	6,788	200	1,000	600	1,800	748	9,336
1,388	22	9,443	800	800	600	2,200	-	11,643
455	8	2,848	320	600	500	1,420	750	5,018
717	16	9,524	655	1,089	347	2,091	1,000	12,615
490	-	3,793	1,120	1,061	400	2,581	1,000	7,374
1,144	217	8,313	2,800	1,000	800	4,600	1,000	13,913
750	55	7,119	1,800	1,200	1,597	4,597	-	11,716
597	31	4,959	1,040	1,200	900	3,140	500	8,599
900	-	21,850	-	-	500	500	-	22,350
6,811	1,123	74,904	8,895	7,950	6,247	23,092	5,000	102,996

2. 年度別, 市道別 草地造成 및 管理現況
Pasture Establishment and Maintenance by Province and Year

가. 年度別 草地造成 및 管理面積

Area of Pasture Establishment by Province

(單位 : ha)

Unit : ha

區分 Item 年度別 Year	造成面積 Established				管理除外面積	年末管理面積
	集約草地 Cultivated Grassland	簡易草地 Uncultivated Grassland	野草地 Wild Grassland	計 Total		
'67	4,419	-	-	4,419	-	4,419
'68	5,100	-	-	5,100	-	9,519
'69	5,694	8,895	5,000	19,589	-	29,108
'70	4,677	7,950	-	12,627	-	41,735
'71	4,325	6,247	-	10,572	-	52,307
'72	2,523	-	-	2,523	-	54,830
'73	3,215	-	-	3,215	-	58,045
'74	3,190	-	-	3,190	-	61,235
'75	4,169	-	-	4,169	11,572	53,832
'76	3,803	-	-	3,803	24,663	32,972
'77	3,356	-	-	3,356	285	36,043
'78	5,536	-	-	5,536	5	41,574
'79	3,733	-	-	3,733	24	45,283
'80	3,125	-	-	3,125	58	48,350
'81	3,052	-	-	3,052	295	51,107
'82	7,053	-	-	7,053	6	58,154
'83	6,811	-	-	6,811	115	64,850
'80 以前 自力草地	1,123	-	-	1,123	-	65,973
計	74,904	-	-	102,996	37,023	65,973

나. 市道別 草地造成 및 管理現況

Pasture Establishment and Maintenance by Province

(單位 : ha)

Unit : ha

區分 Year 行政區域 Province	'75 까 지 Until 1975			'76		
	造成面積 Established	除外面積 Excluded	管理面積 Maintained	造成面積 Established	除外面積 Excluded	管理面積 Maintained
서울 Seoul	12	12	-	-	-	-
釜山 Busan	413	413	-	-	-	-
大邱 Daegu	7	-	7	-	-	7
京畿 Gyeong Gi	6,721	950.54	5,770.46	270	1,934.75	4,105.71
江原 Gang Won	4,934	819	4,115	705	1,031.51	3,788.49
忠北 Chung Buk	3,276	394.34	2,881.66	76.2	2,502.652	455.208
忠南 Chung Nam	8,414	684.81	7,729.19	463	3,015.67	5,176.52
全北 Jeon Buk	5,089	2,018.59	3,070.41	135	2,226.6	978.81
全南 Jeon Nam	9,514	3,557.22	5,956.78	237.9	3,435.58	2,759.1
慶北 Gyeong Buk	8,149	930	7,219	491	5,118	2,592
慶南 Gyeong Nam	5,975	1,792.03	4,182.97	200	2,308.64	2,074.33
濟州 Je Ju	12,900	-	12,900	1,225	3,089.71	11,035.29
計 Total	65,404	11,571.53	53,832.47	3,803.1	24,663.112	32,972.458

※ '77年度 江原道에는 企業牧畜業 融資草地 281 ha 包含

구 분 행정구역 Province	'77			'78	
	造成面積 Established	除外面積 Excluded	管理面積 Maintained	造成面積 Established	除外面積 Excluded
서울 Seoul	-	-	-	-	-
釜山 Busan	-	-	-	-	-
大邱 Daegu	-	-	7	-	-
京畿 Gyeong Gi	220	12.93	4,312.78	367.5	5.5
江原 Gang Won	434	67.50	4,154.99	399.2	-
忠北 Chung Buk	41.6	-	496.808	266.16	-
忠南 Chung Nam	666	-	5,842.52	964	-
全北 Jeon Buk	260	-	1,238.81	430	-
全南 Jeon Nam	91	-	2,850.1	684.5	-
慶北 Gyeong Buk	288	131	2,749	325	-
慶南 Gyeong Nam	275	-	2,349.33	400	-
濟州 Je Ju	1,080	73.4	12,041.89	1,700	-
計 Total	3,355.6	284.83	36,043.228	5,536.36	5.5

(單位：ha)
Unit: ha

管理面積 Maintained	'79			'80		
	造成面積 Established	除外面積 Excluded	管理面積 Maintained	造成面積 Established	除外面積 Excluded	管理面積 Maintained
-	-	-	-	-	-	-
-	-	-	-	-	-	-
7	-	-	7	-	-	7
4,674.78	105	3.5	4,776.28	86	-	4,862.28
4,554.19	452.56	-	5,006.75	824.8	36.6	5,794.95
762.968	325.77	-	1,088.738	71.9	-	1,160.638
6,806.52	245	-	7,051.52	230	-	7,281.52
1,668.81	255	-	1,923.81	204.9	-	2,128.71
3,534.6	485	17	4,002.6	189.8	9	4,183.4
3,074	205	-	3,279	155	3	3,431
2,749.33	134.25	3	2,880.58	113	10	2,983.58
13,741.89	1,525	-	15,266.89	1,250	-	16,516.89
41,574.088	3,732.58	23.5	45,283.168	3,125.4	58.6	48,349.968

구 분 행정구역 Province	'81			'82		
	造成面積 Established	除外面積 Excluded	管理面積 Maintained	造成面積 Established	除外面積 Excluded	管理面積 Maintained
서울 Seoul	-	-	-	-	-	-
釜山 Busan	-	-	-	-	-	-
大邱 Daegu	-	-	7	-	-	7
京畿 Gyeong Gi	104	20.6	4,945.68	318.24	0.6	5,263.32
江原 Gang Won	1,063.77	205.7	6,653.02	1,419.5	-	8,072.52
忠北 Chung Buk	137.3	-	1,297.938	359.54	-	1,657.478
忠南 Chung Nam	200	5.7	7,475.82	700	2.8	8,173.02
全北 Jeon Buk	160	-	2,288.71	350	3.0	2,635.71
全南 Jeon Nam	199.31	60	4,322.71	1,152	-	5,474.71
慶北 Gyeong Buk	198	3	3,626	1,100	-	4,726
慶南 Gyeong Nam	120	-	3,103.58	754	-	3,857.58
濟州 Je Ju	870	-	17,386.89	900	-	18,286.89
計 Total	3,052.38	295	51,107.348	7,053.28	6.4	58,154.228

※ '81 造成分에는 自力造成 49.95 ha 包含

(單位：ha)
Unit : ha

'83				累 計 Total		
造成面積 Established	'80 以前 自力草地 管理編入	除外面積 Excluded	管理面積 Maintained	造成面積 Established	除外面積 Excluded	現管理面積 Maintained
-	-	-	-	12	12	-
-	-	-	-	413	413	-
-	-	-	7	7	-	7
370	774.04	0.3	6,407.06	9,335.78	2,928.72	6,407.06
1,688.13	22.3	-	9,482.95	11,673.26	2,160.31	9,482.95
455.47	8.302	-	2,121.25	5,018.242	2,896.992	2,121.25
717	16.37	-	8,906.39	12,615.37	3,708.98	8,906.39
490	-	88.5	3,037.21	7,373.9	4,336.69	3,037.21
1,143.58	216.28	-	6,834.57	13,913.37	7,078.8	6,834.57
750	55	3	5,528	11,716	6,188	5,528
597	30.43	7.55	4,477.46	8,598.68	4,121.22	4,477.46
900	-	15.89	19,171	22,350	3,179	19,171
6,811.18	1,122.722	115.24	65,972.89	102,996.6	37,023.712	65,972.89

3. 年度別 草地造成 投資内訳

Investment for Pasture Establishment by Year, 1967~'83

(單位：千圓)
Unit : 1000 won

區分 Item 年度別 Year	造成面積 Area Established	總投資額 Total Investment	財 源 內 譯 Sources of Finance					
			國費 Governmental Subsidy	地方費 Provincial Subsidy	融 資 Loan	振興基金 Livestock Improvement fund		自 擔 Farmer's Share
						補 助 Subsidy	融 資 Loan	
1967	4,419	167,760	126,837	17,428	-	-	-	23,495
1968	5,100	257,736	168,182	39,384	1,600	-	-	49,570
1969	19,589	816,790	493,820	33,511	142,963	-	-	146,496
1970	12,627	740,711	379,482	80,322	160,031	-	-	120,876
1971	10,572	748,408	311,888	151,399	111,787	-	-	173,334
1972	2,523	326,197	178,684	29,007	79,032	-	-	39,474
1973	3,215	489,828	236,228	44,583	88,380	-	-	120,637
1974	3,190	624,293	146,118	74,934	167,272	-	-	235,969
1975	4,169	1,036,108	321,935	-	236,043	-	-	478,130
1976	3,803	911,395	434,087	-	229,693	-	-	247,615
1977	3,356	1,119,646	521,074	-	-	-	271,700	326,872
1978	5,536	2,858,184	674,678	-	-	-	1,018,783	1,164,773
1979	3,733	2,296,423	435,973	-	-	-	1,086,676	773,774
1980	3,125	2,244,633	437,844	2,501	-	-	1,280,056	524,232
1981	3,052	2,650,578	781,693	-	-	-	1,460,250	408,635
1982	7,053	7,324,693	-	-	-	3,358,318	1,993,495	972,880
1983	6,811	8,014,542	-	-	-	2,498,182	3,589,885	1,926,475

4. '83 草地造成事業 Pasture Establishment in 1983

가. '83 草地造成事業 實績

Pasture Establishment in 1983 by Plan

(單位：ha)

Unit: ha

區分 Item 道別 Province	補助 Subsidy		融 資 Loan		團 地 Collective		林 間 Community		自 力 Private Actual		合 計 Total		
	計 劃 Plan	實 績 Result	計 劃 Plan	實 績 Result	計 劃 Plan	實 績 Result	計 劃 Plan	實 績 Result	計 劃 Plan	實 績 Result	計 劃 Plan	實 績 Result	%
京 畿 Gyeong	150	150	150	150	-	-	70	70	-	-	370	370	100
江 原 Gang Won	700	699.4	568	364.3	-	-	215	174.51	65	149.92	1,548	1,388.13	89.7
忠 北 Chung Buk	200	184.98	118	110.92	-	-	100	99.29	52	60.28	470	455.47	96.9
忠 南 Chung Nam	336	333	235	235	-	-	129	129	-	20	700	717	102.4
全 北 Jeon- Buk	200	200	200	200	-	-	90	90	-	-	490	490	100
全 南 Jeon Nam	564	564	457	452	-	-	71	55	63	72.58	1,155	1,143.58	99
慶 北 Gyeong Buk	591	591	-	-	-	-	95	95	64	64	750	750	100
慶 南 Gyeong Nam	329	285	199	165.5	-	-	206	136.5	15	10	749	597	79.7
濟 州 Je Ju	450	450	230	230	-	-	220	220	-	-	900	900	100
計 Total	3,520	3,457.38	2,157	1,907.72	-	-	1,196	1,069.3	259	376.78	7,132	6,811.18	95.5

4. '83 規模別 草地造成面積

Pasture Establishment in 1983 by Area Per Farm Households

道 別 Province	規 模 別 Bysize	5 ha 未 滿 Less than 5 ha		5 ~ 10 ha		10 ~ 20 ha		20 ~
		農 家 數 Farm Households	面 積 Area	農 家 數 Farm Household	面 積 Area	農 家 數 Farm Household	面 積 Area	農 家 數 Farm Household
京 畿 Gyeong Gi		133	265	3	20	6	65	1
江 原 Gang Won		222	551.74	65	427.75	16	183.7	7
忠 北 Chung Buk		102	219.33	20	145.31	6	65	1
忠 南 Chung Nam		299	470.5	10	56.5	10	120	1
全 北 Jeon Buk		153	278	15	87	9	101	1
全 南 Jeon Nam		429	737.7	29	203	8	77	1
慶 北 Gyeong Buk		154	363	40	219	9	90	1
慶 南 Gyeong Nam		225	376	11	69	10	152	-
濟 州 Je Ju		82	171	53	372	14	189	8
計 Total		1,799	3,432.27	246	1,599.56	88	1,042.7	21

(單位：戶，ha)
Unit : Households, ha

30 ha	30 ~ 40 ha		40 ~ 50 ha		50 ha 以上 More than 50 ha		計	
	面積 Area	農家數 Farm Household	面積 Area	農家數 Farm Household	面積 Area	農家數 Farm Household	面積 Area	農家數 Farm Household
20	-	-	-	-	-	-	143	370
159.94	2	65	-	-	-	-	312	1,388.13
25.83	-	-	-	-	-	-	129	455.47
20	-	-	-	-	1	50	321	717
24	-	-	-	-	-	-	178	490
25	-	-	1	48	1	52.88	469	1,143.58
20	-	-	-	-	1	58	205	750
-	-	-	-	-	-	-	246	597
168	-	-	-	-	-	-	157	900
462.77	2	65	1	48	3	160.88	2,160	6,811.18

다. '83 草地造成費 投資內譯 (支援 + 自擔)

Financial Sources of Pasture Establishment in 1983

區 分 道 別 Province	Item	補 助 草 地 Subsidy Pasture			自 擔 Farmer's Share
		造 成 面 積 Area Established	補 助 金 Subsidy	融 資 金 Loan	
京 畿 Gyeong Gi		150	106,696	48,792	52,974
江 原 Gang Won		699.4	429,930	289,543	109,373
忠 北 Chung Buk		184.98	118,224	58,132	46,521
忠 南 Chung Nam		333	218,762	140,771	87,026
全 北 Jeon Buk		200	137,650	85,379	35,597
全 南 Jeon Nam		564	352,841	264,158	114,039
慶 北 Gyeong Buk		591	371,124	245,862	126,734
慶 南 Gyeong Nam		285	173,263	101,214	68,963
濟 州 Je Ju		450	260,013	255,408	36,661
計 Total		3,457.38	2,168,503	1,489,259	677,888

(單位：千圓)
Unit : 1,000 Won

計 Total	融 資 草 地 Financed Pasture			計 Total
	造 成 面 積 Area Established	融 資 金 Loan	自 擔 Farmer's Share	
208,462	150	149,184	80,110	229,294
828,846	364.3	364,869	74,038	438,907
222,877	110.92	108,722	139,876	248,598
446,559	235	244,025	39,130	283,155
258,626	200	215,413	27,038	242,451
731,038	452	482,425	85,526	567,951
743,720	-	-	-	-
343,440	165.5	162,229	41,367	203,596
552,082	230	191,631	95,632	287,263
4,335,650	1,907.72	1,918,498	582,717	2,501,215

區分 道別 Province	林 間 草 地 Community				
	造成面積 Area Established	補助金 Subsidy	融資金 Loan	自 擔 Farmer's Share	計 Total
京 畿 Gyeong Gi	70	21,840	14,280	5,872	41,992
江 原 Gang Won	174.51	54,444	34,782	21,268	110,494
忠 北 Chung Buk	99.29	29,076	11,220	13,803	54,099
忠 南 Chung Nam	129	40,248	26,316	26,580	93,144
全 北 Jeon Buk	90	28,080	18,340	14,696	61,116
全 南 Jeon Nam	55	17,160	7,140	18,388	42,688
慶 北 Gyeong Buk	95	29,640	19,380	10,670	59,690
慶 南 Gyeong Nam	136.5	42,080	20,094	24,758	86,932
濟 州 Je Ju	220	67,111	30,576	41,104	138,791
計 Total	1,069.3	329,679	182,128	177,139	688,946

(單位：千圓)
Unit : 1,000 Won

自 力 草 地 Private Actual		合 計 Total				
造成面積 Area Established	自 擔 Farmer's Share	造成面積 Area Established	補 助 金 Subsidy	融 資 金 Loan	自 擔 Farmer's Share	計 Total
-	-	370	128,536	212,256	138,956	479,748
149.92	158,210	1,388.13	484,374	689,194	362,889	1,536,457
60.28	110,100	455.47	147,300	178,074	310,300	635,674
20	36,566	717	259,010	41,112	189,302	859,424
-	-	490	165,730	319,132	77,331	562,193
72.58	123,170	1,143.58	370,001	753,723	341,123	1,464,847
64	52,115	750	400,764	265,242	189,519	855,525
10	8,570	597	215,343	283,537	143,658	642,538
-	-	900	327,124	477,615	173,397	978,136
376.78	488,731	6,811.18	2,498,182	3,589,885	1,926,475	8,014,542

라. '83 造成方法別 草地 面積

Pasture Situation by Developing Method in 1983

(單位 : ha)

Unit : ha

區分 道別 Province	農家數 No. of Household	面積 Area			
		耕耘造成 Cultivated	不耕耘造成 Oversowing	林間造成	計 Total
畿 Gyeong Gi	143	138	162	70	370
原 Gang Won	312	446.28	767.34	174.51	1,388.13
忠北 Chung Buk	129	69.75	286.43	99.29	455.47
忠南 Chung Nam	321	356.5	231.5	129	717
全北 Jeon Buk	178	274	126	90	490
全南 Jeon Nam	469	607.2	481.38	55	1,143.58
慶北 Gyeong Buk	205	270	385	95	750
慶南 Gyeong Nam	246	98	362.5	136.5	597
濟州 Je Ju	157	669	11	220	900
計 Total	2,160	2,928.73	2,813.15	1,069.3	6,811.18

叶. '83草地造成土地所有者別 現況

(單位 : ha)

Pasture Situation by Land Owners in 1983

Unit : ha

區分 道別 Province	農家數 No. of Household	面 積 Area			
		國有地 Governmental	公有地 Provincial	私有地 Private	計 Total
京畿 Gyeong Gi	143	20	31.5	318.5	370
江原 Gang Won	312	70.61	150.47	1,167.05	1,388.13
忠北 Chung Buk	129	29.05	124.99	301.43	455.47
忠南 Chung Nam	321	30	100	587	717
全北 Jeon Buk	178	27	28	435	490
全南 Jeon Nam	469	89.01	65.49	989.08	1,143.58
慶北 Gyeong Buk	205	28	63.5	658.5	750
慶南 Gyeong Nam	246	18	51.5	527.5	597
濟州 Je Ju	157	68.2	321.4	510.4	900
計 Total	2,160	379.87	936.85	5,494.46	6,811.18

5. 年度別 草地造成單費表
Costs of Pasture Establishment by Year, 1968~83

年度 Year	區分 Item 造成別 Method	投資願 Costs Per ha	財源別內譯 Sources of finance			
			國庫補助 Governmental Subsidy	地方費 Provincial Subsidy	融資 Loan	自擔 Farmer's Share
1968	집약초지	73,000	(75) 55,000	(11) 8,000	-	(14) 10,000
1969	집약초지	102,000	(70) 71,000	-	(30) 31,000	-
	간이초지	26,500	(81) 21,500	-	-	(19) 5,000
	야초지개량	17,000	(100) 17,000	-	-	-
1970	집약초지	102,580	(64) 65,740	-	(36) 36,840	-
	간이초지	32,000	(44) 14,000	(50) 16,000	-	(6) 2,000
1971	집약초지	119,160	(46) 55,260	(25) 28,900	(29) 35,000	-
	간이초지	38,000	(42) 16,000	(58) 22,000	-	-
1972	집약초지	130,000	(57) 74,000	(10) 13,000	(28) 37,000	(5) 6,000
1973	집약초지	160,000	(50) 80,000	(10) 16,000	(25) 40,000	(15) 24,000
1974	기업초지 (집약)	180,000	-	4,000 (2)	90,000 (50)	86,000 (48)
	일반초지 (집약)	180,000	86,000 (48)	36,000 (20)	25,800 (14)	32,200 (18)
1975	기업초지(집약)	250,600	-	-	103,000 (41)	147,600 (59)
	일반초지(집약)	250,600	100,640 (40)	-	65,820 (26)	84,140 (34)
	섬바디재배포	174,100	100,640 (58)	-	65,820 (38)	7,640 (4)
1976	일반(집약)초지	320,000	160,000 (50)	-	96,000 (30)	64,000 (20)
	목초채종포조성	340,000	180,000 (53)	-	101,000 (30)	59,000 (17)
	목초채종포경신	200,000	-	-	100,000 (50)	100,000 (50)
	섬바디묘상설치	600,000	600,000 (100)	-	-	-

※ () 內 數字는 財源別 構成임.

集約草地와 耕耘草地, 걸뿌림草地와 不耕耘草地는 같은 것임.

(單位 : 원 /ha)
Unit : Won /ha

年度 Year	區分 Item 造成別 Method	投資額 Costs Per ha	財源別內譯 Sources of finance			
			國庫補助 Governm- ental Subsidy	振興基金 Livestock improvement fund		自擔 Farmer's Share
				補助 Subsidy	融資 Loan	
1977	집약초지 (채종포)	360,000	175,000 (49)	-	105,000 (29)	80,000 (22)
1978	일반(집 약)초지	400,000	200,000 (50)	-	120,000 (30)	80,000 (20)
	용자(집 약) (30ha이상)	400,000	-	-	320,000 (80)	80,000 (20)
1979	용자(집 약) (30ha미만)	400,000	-	-	400,000 (100)	-
	일반(집 약) "	500,000	250,000 (50)	-	150,000 (30)	100,000 (20)
1980	용자(집 약) "	500,000	-	-	500,000 (100)	-
	일반(집 약) "	625,000	312,500 (50)	-	312,500 (50)	-
1981	용자(집 약) "	625,000	-	-	625,000 (100)	-
	일반(집 약) "	815,000	407,500 (50)	-	407,500 (50)	-
1982	용자(집 약) "	815,000	-	-	815,000 (100)	-
	곁뿌림 "	715,000	407,500 (57)	-	307,500 (43)	-
1983	일반(집 약) "	1,068,000	-	534,000 (50)	534,000 (50)	-
	일반(곁뿌림) "	932,000	-	534,000 (57)	398,000 (43)	-
	용자(집 약) "	1,068,000	-	-	1,068,000 (100)	-
	단지(집 약) "	1,068,000	-	1,068,000 (100)	-	-
	단지(곁뿌림) "	932,000	-	932,000 (100)	-	-
	임간 "	500,000	-	500,000 (100)	-	-
1984	일반(경운) "	1,200,000	-	600,000 (50)	600,000 (50)	-
	" (영세농) "	1,200,000	-	1,200,000 (100)	-	-
	" (용자) "	1,200,000	-	-	1,200,000 (100)	-
	" (불경운) "	918,000	-	600,000 (65)	31,000 (35)	-
	임간 "	516,000	-	312,000 (60)	204,000 (40)	-
1984	일반(경운) "	1,227,000	-	490,800 (40)	490,800 (40)	245,400 (20)
	" (불경운) "	946,000	-	378,400 (40)	378,840 (40)	189,200 (20)
	" (임간) "	754,000	-	301,600 (40)	301,600 (40)	150,800 (20)
	단지(경운) "	1,227,000	-	490,800 (40)	490,800 (40)	245,400 (20)
	" (불경운) "	946,000	-	378,400 (40)	378,400 (40)	189,200 (20)

6. 年度別 種子供給總括

Yearly Amount of Seed Supply

(單位 : kg)
Unit : kg

區分 年度 Year	牧 草 種 子 Pasture Seed			飼 料 作 物 Forage Crop Seed		
	國 產 Domestic	導 入 Impored	計 Total	國 產 Domestic	導 入 Imported	計 Total
'76	98,600	154,400	253,000	-	17,600	17,600
'77	47,300	237,700	285,000	-	35,900	35,900
'78	30,500	429,100	459,600	-	63,500	63,500
'79	37,100	299,500	336,600	-	233,400	233,400
'80	43,200	255,600	298,800	-	22,600	22,600
'81	33,673	411,899	445,572	-	143,853	143,853
'82	32,116	479,853	511,969	401,095	99,779	500,874
'83	67,830	824,591	892,421	590,878	221,634	812,512

7. '83 목초종자확보상황
Amount of Pasture Seed in '83

구분 Item 초종 Kinds of Grass	수입상황 Imported Amount			수매상황 Domestic Amount		
	수량 Quantity	단가 Unit price	금액 Amount	수량 Quantity	단가 Unit price	금액 Amount
	kg	US \$	US \$	kg	원 ¹⁾	천원 ²⁾
화분과계 Sub Total	817,894	-	900,839	67,830	-	130,453
오차드그라스 Orchard Grass	304,460	1.19 ~1.549	445,067	16,480	2,407	39,667
(원종) (P. S)	340	4.0788~7.70	1,749	-	-	-
이타리안라이그라스 Italian Ryegrass	266,430	0.5892~0.77	158,572	25,675	1,537	39,462
페레니알라이그라스 Perennial Ryegrass	65,260	1.005 ~1.98	72,365	-	-	-
티모시 Timothy	23,010	0.95 ~1.133	26,067	-	-	-
톨페스큐 Tall Fescue	98,075	0.98 ~1.462	125,032	25,675	1,999	51,324
리드카나리그라스 Reed Canary Grass	330	4.233	127	-	-	-
켄터키부루그라스 Kentucky Blue Grass	33,320	1.1073	36,859	-	-	-
레드톱 Red Top	26,759	1.295 ~1.36	34,747	-	-	-
기타 Others	210	-	254	-	-	-
두과계 Sub Total	44,820	-	251,816	-	-	-
라디노크로바 Ladino Clover	34,810	5.236 ~6.2425	215,490	-	-	-
레드크로바 Red Clover	3,530	2.42 ~3.417	10,666	-	-	-
화이트크로바 White Clover	990	3.19 ~6.40	5,309	-	-	-
알싸이크크로바 Alsike Clover	290	0.88 ~1.4729	344	-	-	-
알팔파 Alfalfa	4,400	2.31 ~3.5375	13,847	-	-	-
버드스훗트레포일 Birds foot trefoil	800	7.7	6,160	-	-	-
합계 Total	862,714	-	1152,655	67,830	-	130,453

※ 1) : Won, 2) : 1,000 Won

8. '83 牧草種子 供給狀況

Pasture Seed Supply in '83

草 種 Kinds of Grass Seed	確 保 量 Total	供 給 量 Supply	在 庫 Stock	供 給 價 格 Price
	kg	kg	kg	원
화 본 과 계 Sub Total	893,682 (7,958)	852,616.5 (67,830)	41,065.5	-
오 차 드 그 라 스 Orchard Grass	321,355 (415)	316,788.5 (16,480)	4,566.5	1,434
오 차 드 그 라 스 (원종) Orchard Grass (P.S)	360 (20)	356	4	3,690
이 타 리 알 라이 그 라 스 Italian Ryegrass	292,245 (140)	291,067 (25,675)	1,178.	611
페 레 니 알 라이 그 라 스 Perennial Ryegrass	66,116 (856)	51,236	14,880	960 (1,639)
티 모 시 Timothy	25,568 (2,558)	19,931	5,637	997
톨 페 스 큐 Tall Fescue	124,207 (457)	124,076 (25,675)	131	1,444
리 드 카 나 리 그 라 스 Reed Canary Grass	2,600 (2,570)	2,373	227	5,991
켄 터 어 키 부 루 그 라 스 Kentucky Blue Grass	34,017 (697)	25,487.5	8,529.5	975
레 드 톱 Red Top	27,004 (245)	21,091.5	5,912.5	1,140
기 타 Others	210	-	-	-
두 과 계 Sub Total	45,329 (509)	39,804.5	5,524.5	-
라 디 노 크 로 바 Ladino Clover	35,319 (509)	29,838.5	5,480.5	5,498
레 드 크 로 바 Red Clover	3,350	3,526	4	2,975
화 이 트 크 로 바 White Clover	990	962	28	5,590
알 싸 이 크 크 로 바 Alsike Clover	290	290	-	1,261
알 팔 파 Alfalfa	4,400	4,393	7	3,116
버 드 스 훗 트 레 포 일 Birds foot trefoil	800	795	5	6,783
합 계 Total	939,011 (8,467)	892,421 (67,830)	46,590	

※ 確保量中 '82年末 在庫()内書임.

※ 供給量中 國産種子()内書임.

※ 其他 : 메두우페스큐, 부루그라스, 스톨스부름그라스, 레드페스큐

9. '83飼料作物 種子供給狀況
Forage Crop Seed Supply in '83

草 種 Kinds of Crop Seed	確 保 量 Total	供 給 量 Supply	供 給 價 格 Price	備 考 Remark
	kg	kg	원	
옥 수 수 Maize	117,000	117,000	1,266	種子供給所 供給分
	115,560	115,560	320	畜協中央會(홍성畜協) 供給分
	32,602	32,602	2,050	畜協, 酪協, 남양 導入 (寄贈分 302 kg 包含)
수 수 교 잡 종 Sorghum	11,530	11,530	1,603	供給價格: 畜協基準
수 단 그 라 스 Sudan Grass	20,100	20,100	610	畜協中央會
호 맥 Rye	358,329	358,329	334	國 產
	21,495	21,495	-	導入分(세중貿易, 반도상사)
연 맥 Oat	135,905	135,905	345	畜協, 酪協, 매일, 남양 導入 (供給價格: 畜協基準)
計 Total	812,521	812,521	-	

※ 自家確保分 除外

10. 國產牧草種子 需給狀況

Purchase and Supply of Domestic Pasture Seeds by Year, '78 ~ '83

(單位 : kg)

Unit : kg

區 分 Item	草 種 Kinds of Grass	'78	'79	'80	'81	'82	'83
收 買 Purchase	오 차 드 그 라 스 Orchard Grass	17,378	21,634	20,675	15,043	14,700	16,480
	톨 페 스 큐 Tall Fescue	9,893	11,050	16,500	11,025	15,237	25,675
	이타리안라이그라스 Italian Ryegrass	4,134	4,300	5,897	7,546	1,988	25,675
	라 디 노 크 로 바 Ladino Clover	-	80	110	250	-	-
	計 Total	31,405	37,064	43,182	33,864	31,925	67,830
供 給 Supply	오 차 드 그 라 스 Orchard Grass	16,428	21,634	20,675	15,043	14,700	16,480
	톨 페 스 큐 Tall Fescue	9,893	11,050	16,500	11,025	15,237	25,675
	이타리안라이그라스 Italian Ryegrass	4,134	4,300	5,897	7,546	1,988	25,675
	라 디 노 크 로 바 Ladino Clover	-	80	110	59	191	-
	計 Total	30,455	37,064	43,182	33,673	32,116	67,830
在 庫 Stock	오 차 드 그 라 스 Orchard Grass	950	-	-	-	-	-
	톨 페 스 큐 Tall Fescue	-	-	-	-	-	-
	이타리안라이그라스 Italian Ryegrass	-	-	-	-	-	-
	라 디 노 크 로 바 Ladino Clover	-	-	-	191	-	-
	計 Total	950	-	-	191	-	-

11. 年度別 飼料作物種子 輸入實績
 Importation of Forage Crop Seeds By Year, '78 ~ '83

年 度 Year	區 分 Item	單 位 Unit	草 種 別 Item					計 Total
			옥수수 Maize	수수 Sorghum	수단그라스 Sudan Grass	호맥 Rye	연맥 Oat	
'78	數 量 Quantity	kg	5,400	6,028	36,641	-	15,382	63,451
	單 價 Unit price	U.S \$	1.1 - 1.2	0.93 - 0.99	0.54 - 0.90	-	0.44	-
	金 額 Amount	U.S \$	6,444	5,256.82	26,172.41	-	6,768.08	44,641.31
'79	數 量 Quantity	kg	8,845	41,086	92,045	80,000	11,460	233,436
	單 價 Unit price	U.S \$	1.81 - 1.92	0.99 - 1.54	0.52 - 0.73	0.40	0.45	-
	金 額 Amount	U.S \$	16,913.76	47,561.36	55,579.67	31,996.80	5,191.38	157,242.97
'80	數 量 Quantity	kg	-	8,001	4,010	-	10,621	22,632
	單 價 Unit price	U.S \$	-	1.21 - 3.30	1.1	-	0.52 - 0.57	-
	金 額 Amount	U.S \$	-	15,202.61	4,411	-	5,810.37	25,423.98
'81	數 量 Quantity	kg	-	-	138,104	-	5,749	143,853
	單 價 Unit price	U.S \$	-	-	1,103	-	0.569	-
	金 額 Amount	U.S \$	-	-	152,328.71	-	3,271.18	155,599.89
'82	數 量 Quantity	kg	1,553	15,062	18,073	32,800	32,466	99,954
	單 價 Unit price	U.S \$	2.50	1.60 - 1.90	1.03 - 0.882	0.5748	0.50 - 0.43	-
	金 額 Amount	U.S \$	3,850	15,014	17,603.59	18,853.42	15,201.38	70,522.39
'83	數 量 Quantity	kg	32,604	11,530	20,100	21,495	135,905	221,634
	單 價 Unit price	U.S \$	2.5 - 3.6	1.5 - 2.1	0.726	0.4 - 0.7	0.358 - 0.9	-
	金 額 Amount	U.S \$	108,506	24,165	14,592.60	9,046.4	49,646.48	205,956.48

12. 年度別 導入牧草種子 供給價格('76~'83)

Prices of Imported Pasture Seeds By Year, '76~'83

(單位 : kg)

Unit : kg

年 度 草 種 Year Kinds of Grass	'76	'77	'78	'79	'80	'81	'82	'83
오 차 드 그 라 스 Orchard grass	(1,940) 564	(2,605) 631	(2,709) 789	(3,064) 990	(2,905) 1,205	(3,221) 1,169	(5,068) 1,170	(3,690) 1,434
이타리안라이그라스 Italian Ryegrass	472	287	(2,559) 435	231	462	548	548	611
페레니알라이그라스 Perennial Ryegrass	402	619	525	531	-	1,226	1,307	960
티 모 시 Timothy	646	1,272	2,066	1,320	1,020	1,058	815	997
톨 페 스 큐 Tall Fescue	(734) 390	(942) 693	(1,013) 905	644	545	1,059	760	1,444
리 드카나리그라스 Reed Canary grass	-	-	7,871	-	-	2,968	6,112	5,991
켄터어키부루그라스 Kentucky Blue grass	-	-	1,372	1,057	-	1,320	843	975
레 드 톱 Red Top	-	-	-	-	-	-	1,013	1,140
라 디 노 크 로 바 Ladino clover	1,841	2,700	2,309	2,260	2,973	4,249	3,946	5,498
레 드 크 로 바 Red clover	1,366	1,772	1,806	1,366	1,337	1,724	1,759	2,975
화 이 트 크 로 바 White clover	-	1,925	1,803	1,415	1,977	2,622	2,611	5,590
알싸이크크로바 Alsike clover	-	1,013	786	896	-	710	624	1,261
알 팔 파 Alfalfa	1,202	2,710	2,581	1,839	2,286	2,865	1,733	3,116
수 단 그 라 스 Sudan grass	-	-	417	324	-	860	767	610

註 : 1. 畜協中央會의 對農民供給價格(秋播用) 基準임.

2. ()內는 原種供給價格임.

13. 年度別 國產牧草種子 및 飼料作物種子の 収買 供給價格

Prices of Domestic Pasture and Forage Seeds By Year

(單位 : 원 / kg)
Unit : Won / kg

年度 Year	區分 Item	價 格 Price	오 차 드 그 라 스 Orchard Grass	톨페스큐 Tall Fescue	이 타 리 안 라 이 그 라 스 Italian Ryegrass	라 디 오 크 로 바 Ladino Clover	胡 麥 Rye	연 맥 Oat
'78	收買價格 Purchase		1,265	811	1,010	-	-	-
	供給價格 Supply		1,411	1,126	901	-	-	-
'79	收買價格 Purchase		1,527	1,321	1,020	3,998	-	-
	供給價格 Supply		1,769	1,489	1,150	4,490	-	-
'80	收買價格 Purchase		1,827	1,517	1,185	4,639	-	-
	供給價格 Supply		2,099	1,743	1,361	5,313	-	-
'81	收買價格 Purchase		2,118	1,755	1,371	5,303	-	-
	供給價格 Supply		2,389	1,979	1,548	5,941	-	-
'82	收買價格 Purchase		2,299	1,909	1,567	(이월분)	337.5	(導 入)
	供給價格 Supply		2,493	2,072	1,582	5,838	341	386
'83	收買價格 Purchase		2,407	1,999	1,537	-	326.37	-
	供給價格 Supply		1,434	1,444	611	-	334	-

14. 年度別 畚裏作 栽培實績
 Winter Utilization of Rice Paddy for Forage Cropping by Year,
 '76 ~ '83

年度 Year	區分 Item			支援金額 Subsidy	ha 當 支援金額 Subsidy per ha	備 考 Remarks
	面 Subsidy	積 Area	積 Total			
	ha	ha	ha	千圓	圓	
1976	-	12,764	12,764	-	-	
1977	7,811	4,311	12,122	121,767	15,589	100% 補助
1978	10,027	3,302	13,329	115,363	11,505	50% 補助
1979	26,910	3,863	30,773	314,856	11,700	ha當定額補助(11,700)
1980	-	37,696	37,696	-	-	勸獎事業
1981	36,162	-	36,162	498,079	15,795	50% 補助
1982	399	43,045	43,444	17,716	44,000	100% 補助
1983	20,124	37,826	57,950	892,939	44,000 ~ 45,000	"

※ 支援金額은 種子代임.

15. '83 畝裏作 栽培實績
Forage Cropping on Rice Paddy in '83

區分 Item 道別 Province	面 積 Area			支援金額 Subsidy 千圓	栽 培 品 種 Area by Species			
	補 助 Subsidy ha	勸 獎 Voluntary ha	計 Total ha		胡 麥 Rye ha	이 타 리 아 라이그라스 Italian Ryegrass ha	小 大 麥 Barley ha	其 他 Others ha
仁 川 In Cheon	-	68	68	-	59	5	4	-
京 畿 GyeongGi	2,701	8,465	11,166	121,500	10,798	118	250	-
江 原 Gang Won	1,602	4,138	5,740	71,296	4,591	-	1,149	-
忠 北 Chung Nam	1,460	2,200	3,660	65,460	2,194	-	1,323	143
忠 南 Jeon Buk	2,560	4,498	7,058	115,140	6,972	86	-	-
全 北 Jeon Buk	2,360	4,665	7,025	106,140	1,500	5,525	-	-
全 南 Jeon Nam	3,091	4,174	7,265	139,008	2,709	4,556	-	-
慶 北 Gyeong Buk	3,287	3,528	6,815	148,866	2,606	48	3,833	328
慶 南 Gyeong Nam	3,063	5,985	9,048	125,529	3,569	2,131	3,318	30
濟 州 Je Ju	-	105	105	-	-	-	-	105
計 Total	20,124	37,826	57,950	892,939	34,998	12,469	9,877	606

