

# 양곡소비량조사결과

Report on the Results of Food Grain Consumption Survey

(RY70~79)

농림수산식품자료실

등록번호 :

등록일 :

년 월 일

## 농 수 산 부

Ministry of Agriculture & Fisheries  
Republic of Korea

정 오 표

Errata

페이지 Page	세 로 Raw	가 로 Column	틀 립 Error	바 림 Correct
14	4	1	urban	the urban
15	9	9	and than	and then
26	1	2	78	79
28	11	1	kg	g
50	17	7	0.005	0.004
55	1	6	눔	농
102	6	5	5.60	5.52
109	8	1	Publiisher	Publisher

## 국 민 교 육 헌 장

우리는 민족 중흥의 역사적 사명을 띠고 이땅에 태어났다.

조상의 빛난 얼을 오늘에 되살려, 안으로 자주 독립의 자세를 확립하고, 밖으로 인류 공영에 이바지할 때다.


이에, 우리의 나아갈 바를 밝혀 교육의 지표로 삼는다.

성실한 마음과 튼튼한 몸으로, 학문과 기술을 배우고 익히며 타고난 저마다의 소질을 계발하고, 우리의 처지를 약진의 발판으로 삼아, 창조의 힘과 개척의 정신을 기른다. 공익과 질서를 앞세우며 능력과 실질을 숭상하고, 경애와 신의에 뿌리박은 상부상조의 전통을 이어받아, 명랑하고 따뜻한 협동정신을 북돋운다.

우리의 창의와 협력을 바탕으로 나라가 발전하며, 나라의 융성이 나의 발전의 근본임을 깨달아, 자유와 권리에 따르는 책임과 의무를 다하며, 스스로 국가 건설에 참여하고 봉사하는 국민정신을 드높인다.

반공 민주 정신에 투철한 애국애족이 우리의 삶의 길이며, 자유 세계의 이상을 실현하는 기반이다. 길이 후손에 물려줄 영광된 통일 조국의 앞날을 내다보며, 신념과 긍지를 지닌 근면한 국민으로서, 민족의 슬기를 모아 즐기찬 노력으로, 새 역사를 창조하자.

1968년 12월 5 일





## 머 리 말

이 보고서는 농수산부가 1963미곡년도부터 실시하고 있는 농가와 비농가의 양곡소비량 조사 결과에 대한 1970부터 1979미곡년도 까지의 종합보고서입니다.

이 조사의 중요한 목적은 농가와 비농가의 양곡소비실태를 파악하여 식량 정책수립에 필요한 기초자료를 얻기 위함이었으나 해를 거듭할수록 이용도가 높아져 양곡수급 계획 작성의 기초자료로서는 물론, 식생활 개선의 실증적 자료로서, 양곡가격변화에 대한반응 및 양곡소비구조의 변화추정등 양곡수급의 과학화와 양곡소비구조의 연구등 다방면으로 이용되기에 이르렀습니다.

그러나 그 동안의 조사결과는 각 연도별로 편제되어 단편적이었을뿐 아니라 조사방법도 그동안 여러차례의 변천이 있었습니다. 특히 77년 1월 자료부터는 농가경제조사가 표본설계를 다시하여 농가의 대상가구수가 2,518호에서 3,375호로 변경되었으며, 또한 비농가 역시 정도를 높이기 위하여 표본을 1,200호에서 1,812호로 변경되었습니다.

끝으로 이 자료를 수집하기 위하여 애써주신 일선 조사원과 이 조사의 기초자료를 제공하여 주신 표본가구에 대하여 깊은 사의를 표하는 바입니다.

1980. 4 . .

농 수 산 통 계 관 **서 롱 말**

## Preface

This is a series of annual report for the Rice Year of 1979, Which contains the results, from 1970 to 1979, of farm and non-farm household of Food Grain Consumption Survey since 1963.

The primary objectives of the survey are to provide a basic information on the food grain consumption for a sound base for food policy formulation, a scientific research on the reaction to the price change of food grain, consumption pattern and its change, and other various problem of the food grain.

The survey methodology was primitive at the early stage and the layout of the report was simple by containing data of a year. Therefore a major effort over the years has been on the improvement of the survey methodology, especially the sample size has been increased. The sample for the farm household economy survey, form which data on grain consumption in the rural area has been being collected, redesinged by increasing the sample size from 2,518 to 3,375 from January, 1977 and non-farm samples has also been increased from 1,200 to 1,812 to enhance the precision of the estimates.

Finally, warm and sincere thanks are due to numerous sample households and enumerators for their cooperation in this survey.

April, 1980

Suh, Joong Il

Director-General,

Office of Agriculture and Fisheries Statistics

Ministry of Agriculture and Fisheries

# 목 차

## Contents

이용자를 위하여.....5	For the users..... 11
양곡소비량 조사개요.....6	Outline of the food grain consumption survey..... 12
1. 1인1년당 양곡소비량(RY'70-'79)..... 21	Food grain consumption per capita and per year (RY'70-'79)
1-1 곡류별(농가, 비농가)..... 22	By kind of food grain (Farm, Non-farm)
1-2 용도별(농가, 비농가)..... 24	By utilization (Farm, Non-farm)
2. 1인1일당 양곡소비량(RY'70-'79)..... 27	Food grain consumption per capita and per day (RY'70-'79)
2-1 곡류별(농가, 비농가)..... 28	By kind of food grain (Farm, Non-farm)
2-2 용도별(농가, 비농가)..... 30	By utilization (Farm, Non-farm)
3. 월별 1인1일당 양곡소비량(RY'70-'79)..... 33	Food grain consumption per capita and per day by month (RY'70-'79)
3-1 곡류별(농가, 비농가)..... 34	By kind of food grain (Farm, Non-farm)
3-2 용도별(농가, 비농가)..... 54	By utilization (Farm, Non-farm)
4. 월말곡류별 양곡재고량(RY'70-'79)..... 75	Food grain stock at the end of month by kind of food grain (RY'70-'79)
5. 참고자료..... 97	Reference
5-1 표본가구현황(RY'73-'79)..... 98	Status of (RY'73-'79) Sample Household
5-2 전가구 연간소비량 산출에 이용한 인구(RY'70-'79).....105	Population used for estimating total consumption(RY'70-'79)
5-3 양곡 100ℓ 당 중량 환산표.....106	Conversion table (weight per 100 ℓ by grain)
5-4 곡종별 정곡 환산표.....107	Conversion table of grain



# 이 용 자 를 위 하 여

## 1. 표본설계의 변천사항

연      도      별 By   year	표                    본                    수                    (호)		
	농            가	비    농    가	계
1962 — 1968	426	294	720
1969 — 1972	1,140	660	1,800
1973 — 1976	2,500	1,200	3,700
1977 — 1977	3,375	1,200	4,575
1978 — 현재 (Present)	3,375	1,812	5,187

## 2. 조사단위 및 단위환산

### 가. 조사단위

- (1) '63 - '67까지는 "흡"
- (2) '68 - '76까지는 "ℓ"
- (3) '77 - '79 현재 "g"

나. 이용자의 편의를 위하여 각년을 "ℓ", "흡" 및 "g"로 환산하여 같이 실었습니다.

## 3. 세목의 합계가 "합계숫자"와 불일치 한것은 4사 5입 관계 때문입니다.

4. 전 가구의 평균 소비량은 농가, 비농가의 각 평균 소비량에 인구 가중치를 적용하여 산출하였습니다.

## 5. 사용한 부호의 뜻은

- 0 : 단위미만
- : 해당사항 없음
- .. : 미 상
- △ : 감 소

RY : 미곡연도 (11-10)를 표시함.

## 양곡소비량조사개요

### 1. 조사연혁

식량문제는 한 나라의 경제문제로서만이 아니라 국제경제에서도 중요한 문제로 대두되어 FAO에서는 1959년 제 10회 총회에서 “영양상 경제상 및 사회상의 모든 정책결정에 필요한 기초자료를 제공하기 위하여 식량소비조사에 관한 활동을 강화”키로 결의하였다. 이와같은 시대적 배경과 국내적으로는 경제가 성장함에 따라 변화하게 될 식량소비구조의 명확한 파악을 위하여 1962년 농림부 양정국의 주관하에 농가 426가구, 비농가 294가구 합계 720가구의 표본을 선정하여 양곡소비량조사를 처음으로 실시하게 되었다.

그 후 조사결과와 신뢰도를 높이기 위하여 1969년에는 1966년도의 간이 인구센서스 결과자료를 이용하여 전국의 60개 표본지구에서 농가 1,140가구 비농가 660가구 모두 1,800가구의 표본을 층화 3단확률비례추출법에 따라 선정하여 조사하였다.

1971년도에는 통계의 전문화 방침에 따라 농수산부 직제를 개편하여 양곡소비량 조사사업을 양정국에서 농업통계관실로 이관하여 명실공히 통계전담기구에 의하여 조사하게 되었다.

1973년도부터는 농가와 비농가의 표본을 각기 독립시켜 농가의 양곡소비량조사는 농가경제조사 표본가구 2,500가구에서 병행조사하고 비농가의 양곡소비량조사는 1970년도의 인구센서스 결과자료를 이용하여 층화 3단확률비례추출법에 의하여 60개 조사구에서 1,200표본가구를 선정하여 전국적으로 220개 조사구에서 3,700가구를 조사하였다.

다시 1977년에는 농가경제조사가 표본을 재설계함에 따라 농가의 대상 가구수가 2,518가구에서 3,375가구로 변경되었으며 비농가는 1978년에 1,200가구에서 1,812가구를 대상으로 하여 총 5,187가구를 조사하였다.

### 2. 조사목적

양곡소비량조사는 농가구, 비농가구의 양곡소비실태를 명확히 파악하여 양곡수급계획, 식생활 개선, 식량수급 예측, 식량생산 목표의 설정 등 농업정책수립상 필요한 기초자료를 얻는데 그 목적이 있다.



### 3. 조사대상

조사대상은 전국의 소비자가구를 대상으로 하였으나 아래 가구들은 조사대상에서 제외하였다.

- 가. 외국인 가구
- 나. 병원, 요양소
- 다.接客업소, 기숙사
- 라. 단독가구(독신자)
- 마. 구치소
- 바. 병 영

### 4. 조사기간

매년 1월 1일부터 12월 31일까지 (1년간)

### 5. 표본설계

종전까지 양곡소비량조사는 독립적으로 표본을 설계하여 조사하였으나 예산과 노력의 효율적 운영을 위하여 농가구 양곡소비량조사는 농가경제조사 표본가구에서 병행조사하도록 하고 비농가구 양곡소비량조사는 별도로 표본설계를 하였다.

가. 농가구 표본설계

(1) 층화지표

(가) 농가울

시 부 - 40%미만

군 부 - 40%이상

(나) 경지울

평 야 - 40%이상

주평야 - 20~40%

산 간 - 20%이상

(다) 답 울

답 작 - 65%이상

혼 작 - 45 ~ 65%

전 작 - 45% 미만

(라) 기타 보조지표

수리안전답울, 양잠농가울, 축산농가울, 연초재배농가울, 호당 경지면적

(2) 표본추출

(가) 제 1차 추출단위 (읍·면)

각 층에서 농가수에 비례하는 확률비례법을 적용하여 두개 읍, 면을 계통 추출하였다.

(나) 제 2차 추출단위 (행정상 리·동 조사지구)

추출된 읍·면내의 각 리·동의 총 가구, 농가, 총면적, 경지면적, 답면적, 과수농가, 양잠농가등 자료를 수집하여 이를 이용하여 다시 층화하고 각 층에서 1개 리·동을 추출하였다.

(다) 제 3차 추출단위 (농가)

추출된 각 리·동의 총 농가일람표를 경지면적 순으로 작성하여 15개의 표본농가를 계통 추출하였다.

이 때의 추출간격은 다음 산식에 의한다.

$$f_i = \frac{n_i}{N_i}$$

$$f_i = f_i^1 \cdot f_i^2 \cdot f_i^3 = \frac{P_{ijk}}{P_{ij}} \times \frac{P_{ijkl}}{P_{ijk}} \cdot f_i^3$$

$$\frac{1}{f_i^3} = \frac{P_{ijkl}}{P_{ij}} \times \frac{1}{f_i}$$

여기서

$f_i$  =  $i$  번째도의 층추출율

$n_i$  =  $i$  번째도의 총표본 농가수

$N_i$  =  $i$  번째도의 총농가수

$P_{ij}$  =  $i$  번째도의  $j$  번째층의 총 농가수

$P_{ijk} = i$  번째도의  $j$  번째층의  $k$  번째 읍·면의 총 농가수

$P_{ijkl} = i$  번째도의  $j$  번째층의  $k$  번째 읍·면의  $l$  번째 조사지구 총 농가수

나. 비농가구 표본설계

(1) 총화지표

비농가는 지역 유형을 감안하여 모집단을 1) 대도시 2) 중도시 3) 소도시 4) 농촌지역으로 분류하고 전국의 76 개층을 각 지역의 가구수에 비례하도록 층수를 배정하였다.

(2) 표본추출

(가) 대도시·중도시·소도시에 있어서는 1차 추출단위는 (P.S.U)는 동·읍 2차추출단위는 인구 센세스 조사구 (E.D) 3차 추출단위는 비농가로 하였고

(나) 농촌지역에 있어서는 1차 추출단위는 읍·면 2차추출단위는 리 3차추출단위는 비농가로 하였다.

(3) 추 정

총 소비량  $X$ 의 추정치는 다음과 같다.

$$\text{대·중도시 } \bar{x} = \frac{1}{f} \sum_h^L \sum_j^3 \sum_k^{nhj} X_{hijk}$$

$X_{hijk} = h$  번째층  $i$  번째 동·읍  $j$  번째 조사구의  $k$  번째가구의 특성치

$L =$  지역유형 (대도시 : 38, 중도시 : 12,  
소도시 : 10, 농 촌 : 16)

다. 전국 평균추정산식

$$\bar{x} = \bar{x}_{(r)} \cdot \frac{P_{(r)}}{P} + \bar{x}_{(u)} \cdot \frac{P_{(u)}}{P}$$

여기서

$\bar{x} =$  전국 1인당 평균소비량

$\bar{x}_{(r)} =$  농가구 1인당 평균소비량

$\bar{x}_{(u)} =$  비농가구 1인당 평균소비량

$P =$  총 인구

$P_{(r)} =$  농가인구

$P_{(u)} =$  비농가인구

## 6. 조사사항

가. 가구개황

- (1) 가구원 (직업, 연령)
- (2) 경지면적 (농가구)
- (3) 월소득액 (비농가구)
- (4) 출타가구원 및 출타일수

나. 전월에서의 양곡이월량(곡종별)

다. 수입량 (생산량, 구입량, 기타 수입량)

라. 지출량

- (1) 음식용 소비량 (주식, 장유, 제병, 기타)
- (2) 기타 지출량 (종자용, 사료용, 판매량 기타)

마. 월말재고량

바. 외식회수

사. 공식회수

## 7. 조사기능

가. 농수산부 농수산통계관실 : 조사의 기획, 조사지도

나. 각도 농수산통계사무소 : 조사용품배포, 조사표회수

다. 시·군출장소 : 조사원 지도 감독·조사표 심사 및 검토

라. 조사원 : 조사구에 상주하여 자료수집

## 8. 조사결과 공표

조사자료는 기계 집계하여 매분기마다 공표하며 매년 “양곡소비량조사결과”의 보고서로 발간한다.

## 9. 결과편제

가. 1인 1일당 소비량

나. 곡종별 소비량

다. 용도별 소비량

라. 가구당 재고량

## For the users

### 1. Change of sample size

By Year	sample size (household)		
	farm	non - farm	total
1962 - 1968	426	294	720
1969 - 1972	1,140	660	1,800
1973 - 1976	2,500	1,200	3,700
1977 - 1977	3,375	1,200	4,575
1978 - present	3,375	1,812	5,187

### 2. Unit of measurement and conversion

#### A. Unit of measurement

(a) 1963 - 1976 ; Hop (0.2  $\ell$ )

(b) 1968 - 1976 ;  $\ell$

(c) 1977 - present ;  $\mathcal{G}$

B. For the convenience of the users, the figures are provided in above three units of measurement.

3. The entries may not add up to the total due to rounding.

4. The average for all households is a weighted one, based on the average of farm and non-farm households using the farm population and the non-farm population as weight.

5. Keys to the symbols are ;

0 ; Less than the unit value.

- ; Data not available

.. ; Data unknown or unreported.

RY ; Rice Year (from November to October)

# Outline of the Food Grain Consumption Survey

## 1. Background of the survey

The food problem is important issue not only to the economy of a country but also to the world economy. Therefore at the FAO's 10th Conference in 1959, it was agreed that "Food consumption survey activity should be strengthened to supply the basic information to meet the need for the policy formulation on nutrition, economy and society". Accordingly this survey was launched in 1962 by the Bureau of Food Administration, Ministry of Agriculture & Forestries. The sample size was 426 farm households and 294 non-farm households, 720 in total.

### A. First Revision

In 1969, the sample was redesigned by making reference to the three stage stratified sample method using the results of 1966 simplified population census as a bench mark.

The sample size was 1,800 households in total, 1,140 farm households and 660 non-farm households from the 60 enumeration districts throughout the country.

In 1971 this survey transferred to the Office of Agricultural Statistics in accordance with the statistics specialization measure.

### B. Second Revision

In 1973, the sample of farm household and non-farm household are drawn from separate, rural and urban area.

The sample of 2,500 households for the Farm Household Economy Survey was used for the Food Grain Consumption Survey in rural area and the urban samples selected newly based on the three stage stratified sampling method, which consisted of 1,200 urban households from 60 EDs. The Total sample size, therefore, increased to 3,700 households from 220 E.D's throughout the country.



### C. Third Revision

In 1977, the sample farm households increased from 2,518 to 3,375 due to redesigning the Farm Household Economy Survey and the urban sample was also increased from 1,200 to 1,812, resulting in 5,187 sample households in total throughout the country.

#### **2. Purpose of the survey**

The purpose of the survey is to obtain the basic information on grain consumption from the farm households as well as the non-farm households for the formulation of the food grain supply and demand plan, the improvement of food intake, the food grain production plan and other agricultural policies and measures.

#### **3. Scope of the survey**

The units of the survey are individual households as a consumption unit throughout the country.

Accordingly the following families and establishments are excluded ;

- a. Foreigners families.
- b. Hospitals and sanatoriums.
- c. Restaurants, hotels and other similar establishments.
- d. Dormitories.
- e. Penitentiaries
- f. Military camps

#### **4. Survey Period**

The period from January 1 to December 31 of each year is a survey year.

#### **5. Sample Design**

The food grain consumption survey had been conducted separately from the

farm household economy survey until 1973. But since then, the food grain consumption survey on the farm household in the rural area has been integrated with the farm household economy survey to save the budget and effort, and the sample for urban area was redesigned separately.

#### A. Sample Design for Farm Household

##### 1) Indicators for stratification

###### a) Ratio of farm household to the total household.

City area – Less than 40 %

Rural area – 40 % or more

###### b) Ratio of cultivated land to the total area,

Plain area – 40 % or more

Semi-plain area – 20 % or more – Less than 40 %

Mountaineous area – Less than 20 %

###### c) Ratio of paddy field to the cultivated land.

Paddy crop area – 65 % or more.

Mixed crop area – 45 % or more – less than 65 %

Upland crop area – less than 45 %

###### d) Other indicators

The ratio of irrigated area, sericultural farm, livestock farms, and tobacco leaf farms were considered as an important factor for the purpose of stratification.

##### 2) Sample Selection

###### a) Primary sampling unit (Eups and Myeons).

The primary sampling units were selected two from each stratum, with probability proportional to the size of farm household systematically.

###### b) Secondary sampling units (Ree or Dong, Enumeration Districts)

The secondary sampling unit is selected, one from each newly stratified

stratum.

To select the secondary sampling units, the selected P.S.U's were mingled and restratified based on the number of total households and farm households, the acreage of total area, cultivated area, paddy fields, and number of orchard farms and sericulture farms.

c) Tertiary sampling units ( Farm household)

To select the tertiary sampling unit, the sample farm household, the lists of all farm household in the each selected S.S.U's made by the descending order of acreage of the farm households, and than selected 15 sample farm households in average by systemetic method. The sampling interval was calculated applying the following formula.

$$f_i = \frac{n_i}{N_i}$$

$$f_i = f_{i^1} \cdot f_{i^2} \cdot f_{i^3} = \frac{P_{ijk}}{P_{ij}} \times \frac{P_{ijkl}}{P_{ijk}} \cdot f_{i^3}$$

$$\frac{1}{f_{i^3}} = \frac{P_{ijkl}}{P_{ij}} \cdot \frac{1}{f_i}$$

Where

$f_i$  = Overall sampling ratio of the  $i$ th Province

$n_i$  = Total sample size in the  $i$ th Province

$N_i$  = Total number of farm households in the  $i$ th Province.

$P_{ij}$  = Total number of farm households in the  $j$ th stratum in the  $i$ th Province.

$P_{ijk}$  = Total number of farm households in the  $k$ th Eup or Myeon in the  $j$ th stratum in the  $i$ th Province.

$P_{ijkl}$  = Total number of farm households in the  $l$ th E.D in the  $k$ th Eup or Myeon in the  $j$ th stratum in the  $i$ th Province.

## B. Sample Design for the Non-farm Household

### 1) Indicators for stratification

#### a) Type of Region

- (1) Large cities
- (2) Medium cities
- (3) Small cities
- (4) Rural area

#### b) Allocation of strata

The 76 strata were allocated to each region by the probability proportional to the size of household in the region.

### 2) Sample selection

a) For the city area, Dongs or Eups used as primary sampling unit, and E.Ds established for the population census as secondary sampling units and Non-farm household as Tertiary sampling units.

b) For the rural area, Eups or Myeons used as P.S.U, Rees as S.S.U and Non-farm as T.S.U.

### 3) Estimation

The estimation of the total consumption  $X$  is based on the following formula.

$$\hat{X} = \frac{1}{f} \sum_h^L \sum_j^3 \sum_k^{nhj} X_{hijk}$$

Where

$X_{hijk}$  = A characteristic of  $k$ th household in the  $j$ th stratum.

$L$  = Number of type of region, 38 for large city, 12 for medium city, 10 for small city and 16 for rural area.

## C. Estimation of national average

$$\bar{X} = \bar{X}_{(r)} \cdot \frac{P_{(r)}}{P} + \bar{X}_{(u)} \cdot \frac{P_{(u)}}{P}$$

Where

$\bar{X}$  = Average quantity of consumption per capita

$\bar{X}_{(r)}$  = Quantity of consumption per capita of farm household

$\bar{X}_{(u)}$  = Quantity of consumption per capita of non-farm household

$P$  = Total population

$P_{(r)}$  = Farm population

$P_{(u)}$  = Non-farm population

## 6. Survey Item

### A. Family status

- 1) Number of the family by occupation and age.
- 2) Cultivated land for farm household
- 3) Monthly income for non-farm household.
- 4) Number of the family away from home and length of period.

### B. Quantity carried in from previous month by grain

### C. Quantity purchased, produced and other incoming.

### D. Consumption

- 1) For food such as main food, sauce, cake and other food
- 2) For other than food such as seed, feed, sales and other.

### E. Stock at the end of each month

### F. Number of dishes eaten out.

### G. Number of dishes served to persons other than family

## 7. Survey organization and function

### A. Office of Agriculture and Fisheries Statistics ; Planning and guidance.

### B. Provincial Office ; Distribution of materials for the survey and acceptance of questionnaire.

- C. Gun Branch Office ; Supervising the enumerators, checking the questionnaire .
- D. Enumerators ; Stationing at E.D and collection of data .

#### **8. Publication of Results**

The collected data is compiled by the computer and announced quarterly, and the annual results which is integrated the results of every month are published as a report entitled " Report on the Results of Food Grain Consumption Suvery."

#### **9. Layout of the publication**

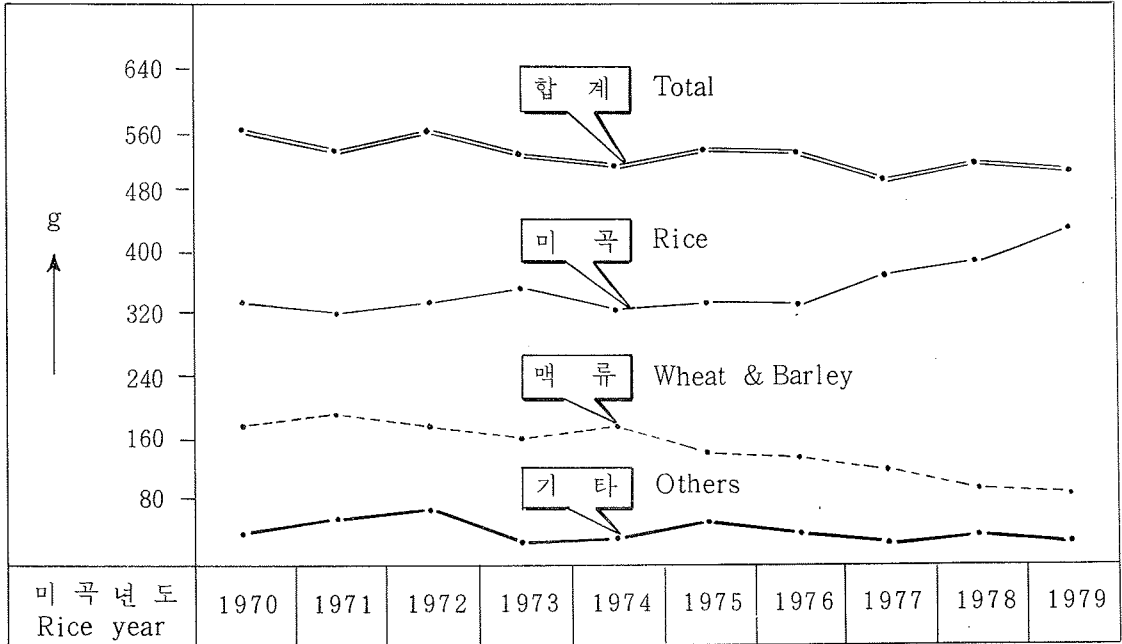
- A. Consumption per capita per day.
- B. Consumption by kind.
- C. Consumption by utilization.
- D. Stock per household.



년도별 1인 1일 양곡 소비량  
Food grain consumption per capita per day by year

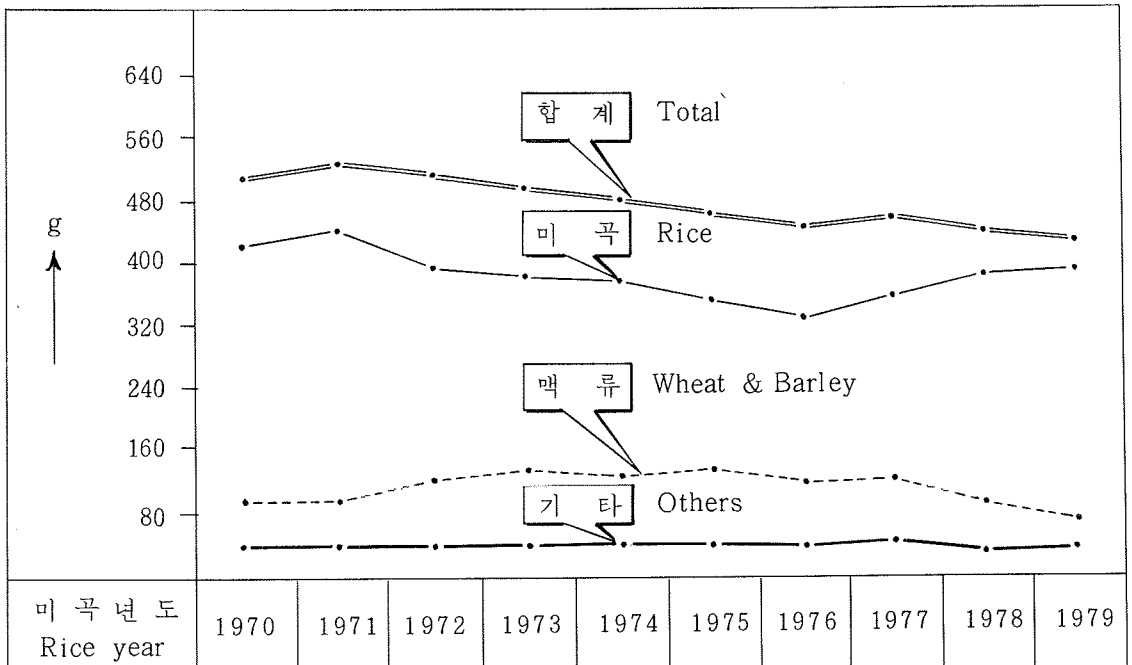
< 농가 >

Farm



< 비농가 >

Non - farm





# 1. 1인 1년당 양곡 소비량

Food grain consumption per capita per year

(RY '70~'79)

- 1 - 1. 곡 류 별  
By Kind of food grain
- 1 - 2. 용 도 별  
By utilization

1 — 1 1 인 1 년 당 양 곡

Food grain consumption per capita

년 도 RY Year	전 국 Average							농 Farm		
	합 계 Total	미 곡 Rice	보리쌀 Wheat & barley	밀가루 Wheat flour	잡 곡 Misc grain	두 류 Pulses	서 류 Potatoes	합 계 Total	미 곡 Rice	보리쌀 Wheat & barley
단위 : ℓ in : ℓ										
1970	243.8	170.5	48.5	10.9	2.2	5.1	6.6	270.5	153.6	75.9
1971	242.4	169.0	48.2	9.9	2.2	5.8	7.3	266.5	148.6	78.1
1972	243.8	167.9	49.7	12.0	1.8	5.5	6.9	270.5	156.6	72.3
1973	235.1	161.7	51.1	11.3	1.9	4.0	5.1	257.7	158.8	70.8
1974	228.5	159.9	52.2	6.2	1.8	4.0	4.4	251.5	153.3	74.5
1975	223.0	154.4	47.4	7.7	1.5	4.7	7.3	261.3	161.7	67.5
1976	218.1	150.1	45.4	8.0	1.5	4.7	8.4	262.8	159.2	68.8
1977	215.7	158.0	37.2	9.9	1.5	4.0	5.1	251.5	169.0	58.0
1978	213.5	168.4	23.7	10.2	1.0	5.3	4.9	252.0	182.3	42.7
<b>1979</b>	<b>208.0</b>	<b>169.5</b>	<b>18.4</b>	<b>9.1</b>	<b>0.6</b>	<b>5.1</b>	<b>5.3</b>	<b>250.9</b>	<b>187.4</b>	<b>37.6</b>
단위 : kg in : kg										
1970	190.0	136.4	37.3	5.9	1.7	4.0	4.7	208.2	123.0	58.1
1971	188.2	134.8	36.8	5.5	1.6	4.3	5.2	204.1	117.7	59.6
1972	189.4	134.5	37.5	6.7	1.4	4.3	5.0	208.5	125.3	55.5
1973	183.4	129.4	39.3	6.3	1.4	3.1	3.6	200.5	127.1	54.2
1974	178.7	127.8	39.9	3.5	1.3	3.0	3.2	196.3	122.6	57.1
1975	174.1	123.6	36.3	4.1	1.2	3.7	5.2	203.3	129.4	51.7
1976	169.8	120.1	34.7	4.4	1.1	3.6	5.9	204.0	127.4	52.6
1977	168.6	126.4	28.5	5.5	1.0	3.1	4.1	197.3	135.3	44.4
1978	167.1	134.7	18.1	5.6	0.8	4.0	3.9	198.0	145.8	32.8
<b>1979</b>	<b>163.2</b>	<b>135.6</b>	<b>14.1</b>	<b>5.0</b>	<b>0.5</b>	<b>3.8</b>	<b>4.2</b>	<b>197.2</b>	<b>149.9</b>	<b>28.8</b>
단위 : 홉 in : Hop										
1970	1,352.3	945.0	270.1	59.5	12.8	28.4	36.5	1,498.7	852.3	420.5
1971	1,342.8	937.7	266.8	55.5	11.3	31.4	40.1	1,477.5	823.4	432.2
1972	1,353.4	932.2	274.5	66.8	9.9	31.0	39.0	1,499.1	868.3	400.8
1973	1,303.4	896.8	284.7	61.0	9.8	23.0	28.1	1,429.0	880.7	392.8
1974	1,266.6	885.5	289.5	35.0	8.8	22.6	25.2	1,395.0	849.4	414.3
1975	1,238.1	856.3	262.8	42.0	8.8	27.0	41.2	1,449.1	896.4	374.5
1976	1,209.3	831.9	251.4	44.7	8.1	26.4	46.8	1,456.7	882.4	381.4
1977	1,195.7	876.0	206.2	54.7	8.0	22.3	28.5	1,393.9	937.3	321.2
1978	1,183.5	933.5	131.4	56.5	5.5	29.4	27.2	1,397.1	1,010.3	237.0
<b>1979</b>	<b>1,153.0</b>	<b>939.6</b>	<b>102.0</b>	<b>50.4</b>	<b>3.3</b>	<b>28.3</b>	<b>29.4</b>	<b>1,390.8</b>	<b>1,038.9</b>	<b>208.4</b>

## 소비량 (곡종별) (RY '70-'79)

per year (By kind of food grain)

가				비 농 가							
밀가루 Wheat flour	잡곡 Misc grain	두류 Pulses	서류 Potatoes	Non-farm							
				합계 Total	미곡 Rice	보리쌀 Wheat & barley	밀가루 Wheat flour	잡곡 Misc grain	두류 Pulses	서류 Potatoes	
17.2	4.4	7.7	11.7	221.9	184.7	25.9	5.5	0.7	2.9	2.2	
14.6	3.7	8.4	13.1	223.0	185.4	24.5	6.2	0.7	3.7	2.5	
16.0	3.3	8.4	13.9	223.4	177.0	31.8	8.7	0.7	3.3	1.9	
8.4	4.0	6.2	9.5	218.3	163.9	36.5	13.1	0.4	2.6	1.8	
4.7	3.7	6.2	9.1	213.2	164.3	37.2	7.3	0.4	2.5	1.5	
5.8	3.7	7.3	15.3	200.4	150.0	35.4	8.8	0.4	3.3	2.5	
6.6	3.3	7.3	17.6	192.5	144.6	32.2	8.8	0.7	2.9	3.3	
6.2	2.6	6.2	9.5	197.1	152.2	26.3	12.0	0.7	3.3	2.6	
6.9	2.2	8.1	9.8	194.2	161.3	14.3	11.7	0.7	4.0	2.2	
<b>7.1</b>	<b>1.0</b>	<b>8.0</b>	<b>9.8</b>	<b>189.4</b>	<b>161.8</b>	<b>10.1</b>	<b>10.0</b>	<b>0.5</b>	<b>3.7</b>	<b>3.3</b>	
9.6	3.3	5.9	8.3	174.9	147.6	19.9	2.9	0.5	2.4	1.6	
8.1	2.9	6.4	9.4	175.5	148.5	18.6	3.4	0.5	2.6	1.9	
8.9	2.5	6.5	9.8	174.5	141.7	23.5	5.0	0.4	2.6	1.3	
4.6	3.0	4.8	6.8	170.0	131.1	28.0	7.6	0.2	1.9	1.2	
2.6	2.8	4.7	6.5	167.0	131.3	28.5	4.0	0.3	1.9	1.0	
3.1	2.8	5.6	10.7	156.4	120.1	27.0	4.7	0.3	2.5	1.8	
3.6	2.6	5.5	12.3	150.2	115.7	24.6	4.8	0.6	2.2	2.3	
3.4	2.0	4.5	7.7	153.3	121.7	20.0	6.6	0.5	2.4	2.1	
3.8	1.7	6.1	7.8	151.7	129.2	10.8	6.4	0.5	2.9	1.9	
<b>3.9</b>	<b>0.8</b>	<b>6.0</b>	<b>7.8</b>	<b>148.4</b>	<b>129.4</b>	<b>7.7</b>	<b>5.5</b>	<b>0.4</b>	<b>2.8</b>	<b>2.6</b>	
94.5	23.3	43.1	65.0	1,230.4	1,022.7	144.5	29.6	4.0	16.8	12.8	
81.4	20.8	46.7	73.0	1,235.2	1,028.9	134.7	34.8	3.6	19.0	14.2	
88.7	18.3	47.1	75.9	1,239.9	982.2	175.9	49.6	3.4	18.6	10.2	
46.0	21.5	35.4	52.6	1,209.3	908.9	203.3	72.6	1.5	13.5	9.5	
26.3	19.3	34.6	51.1	1,181.1	909.2	206.6	40.9	1.8	14.6	8.0	
32.1	20.1	41.3	84.7	1,110.7	832.2	195.3	47.8	2.2	18.2	15.0	
36.6	18.3	40.6	97.4	1,067.3	801.6	178.6	48.7	4.0	16.1	18.3	
34.3	14.2	33.6	53.3	1,092.5	843.9	145.3	66.8	4.0	18.3	14.2	
38.3	12.1	44.6	54.8	1,077.1	894.9	78.9	65.0	4.0	22.3	12.0	
<b>39.4</b>	<b>5.5</b>	<b>44.3</b>	<b>54.3</b>	<b>1,049.9</b>	<b>896.9</b>	<b>56.0</b>	<b>55.4</b>	<b>2.8</b>	<b>20.5</b>	<b>18.3</b>	

1 — 2 1인 1년당 양곡  
Food grain consumption per capita

년 도 RY Year	전 국 Average					농	
	합 계 Total	주 식 Main food	장 유 Sauces	제 병 Cakes	기 타 Others	합 계 Total	주 식 Main food
	단위 : ℓ in : ℓ						
1970	243.8	227.8	2.9	8.0	5.1	270.5	244.9
1971	242.4	227.4	3.3	7.7	4.0	266.5	242.7
1972	243.8	227.7	3.3	9.5	3.3	270.5	248.9
1973	235.1	223.0	2.6	5.1	4.4	257.7	240.2
1974	228.5	219.7	2.2	4.8	1.8	251.5	239.4
1975	223.0	213.1	2.2	5.5	2.2	261.3	247.1
1976	218.1	208.6	2.6	5.5	1.4	262.8	250.4
1977	215.7	206.2	2.2	6.6	0.7	251.5	239.5
1978	213.5	202.9	2.7	7.2	0.7	252.0	236.7
<b>1979</b>	<b>208.0</b>	<b>198.6</b>	<b>2.2</b>	<b>6.6</b>	<b>0.6</b>	<b>250.9</b>	<b>237.7</b>
	단위 : kg in : kg						
1970	190.0	177.5	2.2	6.4	3.9	208.2	188.4
1971	188.2	176.6	2.3	6.0	3.3	204.1	185.9
1972	189.4	176.9	2.4	7.3	2.8	208.5	191.9
1973	183.1	174.0	1.7	4.0	3.4	200.5	187.2
1974	178.7	171.7	1.6	3.9	1.5	196.3	186.6
1975	174.1	166.2	1.7	4.3	1.9	203.3	192.3
1976	169.8	162.7	1.9	4.3	0.9	204.0	194.4
1977	168.6	161.3	1.7	5.1	0.5	197.3	188.0
1978	167.1	159.1	1.9	5.5	0.6	198.0	186.5
<b>1979</b>	<b>163.2</b>	<b>155.8</b>	<b>1.7</b>	<b>5.2</b>	<b>0.5</b>	<b>197.2</b>	<b>186.9</b>
	단위 : 홉 in : Hop						
1970	1,352.3	1,262.9	15.7	45.6	28.1	1,498.7	1,356.7
1971	1,342.8	1,259.6	16.8	43.4	23.0	1,477.5	1,345.7
1972	1,353.4	1,264.3	17.2	51.8	20.1	1,499.1	1,380.8
1973	1,303.4	1,235.5	12.8	29.6	25.5	1,429.0	1,331.5
1974	1,266.6	1,217.2	11.0	27.4	11.0	1,395.0	1,326.8
1975	1,238.1	1,181.1	12.1	31.0	13.9	1,449.1	1,369.8
1976	1,209.3	1,155.8	14.3	31.5	7.7	1,456.6	1,386.7
1977	1,196.5	1,144.3	12.4	36.1	3.7	1,394.3	1,327.1
1978	1,183.5	1,124.8	14.9	39.9	3.9	1,397.1	1,311.7
<b>1979</b>	<b>1,153.0</b>	<b>1,100.9</b>	<b>12.2</b>	<b>36.6</b>	<b>3.3</b>	<b>1,390.8</b>	<b>1,317.6</b>



소비량 ( 용도별 ) (RY '70-'79)  
per year (By utilization)

가			비 농 가				
Farm			Non-farm				
장 유	제 병	기 타	합 계	주 식	장 유	제 병	기 타
Sauces	Cakes	Others	Total	Main food	Sauces	Cakes	Others
4.0	12.1	9.5	221.9	213.5	1.8	5.1	1.5
4.8	11.7	7.3	223.0	215.0	1.8	4.7	1.5
4.8	9.5	7.3	223.4	211.3	1.8	7.0	3.3
3.6	6.6	7.3	218.3	209.9	1.5	4.4	2.5
2.9	5.9	3.3	213.2	206.6	1.5	4.0	1.1
2.9	7.3	4.0	200.4	192.7	1.8	4.4	1.5
4.0	7.3	1.1	192.5	184.8	1.8	4.8	1.1
2.9	8.4	0.7	197.1	188.7	2.2	5.5	0.7
4.4	9.8	1.1	194.2	185.9	1.8	5.8	0.7
<b>3.7</b>	<b>8.6</b>	<b>0.9</b>	<b>189.4</b>	<b>181.9</b>	<b>1.4</b>	<b>5.6</b>	<b>0.5</b>
3.3	9.3	7.2	174.9	168.4	1.4	4.0	1.1
3.4	9.0	5.8	175.5	169.2	1.4	3.7	1.2
3.7	7.3	5.6	174.5	165.2	1.4	7.3	0.6
2.7	5.0	5.6	170.0	164.1	0.9	3.3	1.7
2.4	4.8	2.5	167.0	161.9	1.0	3.2	0.9
2.2	5.6	3.2	156.4	150.4	1.4	3.5	1.1
3.1	5.6	0.9	150.2	144.4	1.2	3.7	0.9
2.0	6.7	0.6	153.3	147.1	1.4	4.3	0.5
3.2	7.5	0.8	151.7	145.3	1.3	4.6	0.5
<b>2.8</b>	<b>6.8</b>	<b>0.7</b>	<b>148.4</b>	<b>142.5</b>	<b>1.1</b>	<b>4.4</b>	<b>0.4</b>
23.4	66.8	51.8	1,230.4	1,184.8	9.5	28.1	8.0
25.2	64.6	42.0	1,235.2	1,191.0	9.9	26.3	8.0
26.3	51.8	40.2	1,239.9	1,173.5	9.9	51.8	4.7
20.1	36.1	41.3	1,209.3	1,163.3	7.3	24.8	13.9
16.8	33.6	17.8	1,181.1	1,144.6	7.3	23.0	6.2
16.1	40.2	23.0	1,110.7	1,067.6	9.9	25.2	8.0
23.4	39.9	6.6	1,067.3	1,024.4	10.3	26.4	6.2
15.3	47.5	4.4	1,091.7	1,046.4	11.7	30.3	3.3
24.8	53.7	6.9	1,077.1	1,030.7	10.2	32.2	4.0
<b>20.5</b>	<b>47.7</b>	<b>5.0</b>	<b>1,049.9</b>	<b>1,008.3</b>	<b>7.8</b>	<b>31.0</b>	<b>2.8</b>



## 2. 1인 1일당 양곡 소비량

Food grain consumption per capita per day

(RY '70~'79)

- 2-1. 곡 류 별  
By Kind of food grain
- 2-2. 용 도 별  
By utilization

2 — 1 1 인 1 일 당 양 곡  
Food grain consumption per capita

년 도 RY Year	전 국 Average							농		
	합 계 Total	미 곡 Rice	보리쌀 Wheat & barley	밀가루 Wheat flour	잡 곡 Misc grain	두 류 Pulses	서 류 Potatoes	합 계 Total	미 곡 Rice	보리쌀 Wheat & barley
	단위 : ℓ in : ℓ									
1 9 7 0	0.668	0.467	0.133	0.030	0.006	0.014	0.018	0.741	0.421	0.208
1 9 7 1	0.664	0.463	0.132	0.027	0.006	0.016	0.020	0.730	0.407	0.214
1 9 7 2	0.668	0.460	0.136	0.033	0.005	0.015	0.019	0.741	0.429	0.198
1 9 7 3	0.644	0.443	0.140	0.031	0.005	0.011	0.014	0.706	0.435	0.194
1 9 7 4	0.626	0.438	0.143	0.017	0.005	0.011	0.012	0.689	0.420	0.204
1 9 7 5	0.611	0.423	0.130	0.021	0.004	0.013	0.020	0.716	0.443	0.185
1 9 7 6	0.596	0.410	0.124	0.022	0.004	0.013	0.023	0.718	0.435	0.188
1 9 7 7	0.591	0.433	0.102	0.027	0.004	0.011	0.014	0.689	0.463	0.159
1 9 7 8	0.583	0.461	0.064	0.028	0.003	0.014	0.013	0.690	0.499	0.117
<b>1 9 7 9</b>	<b>0.569</b>	<b>0.464</b>	<b>0.050</b>	<b>0.025</b>	<b>0.002</b>	<b>0.014</b>	<b>0.014</b>	<b>0.686</b>	<b>0.513</b>	<b>0.103</b>
	단위 : kg in : kg									
1 9 7 0	520.6	373.7	102.1	16.3	4.7	11.0	12.8	570.3	337.0	159.1
1 9 7 1	515.6	369.4	100.9	15.1	4.3	11.8	14.1	559.1	322.5	163.4
1 9 7 2	518.8	368.6	102.7	18.4	3.7	11.7	13.7	571.1	343.3	152.0
1 9 7 3	501.7	354.5	107.6	17.2	3.9	8.7	9.8	549.4	348.2	148.5
1 9 7 4	489.6	350.1	109.4	9.5	3.5	8.3	8.8	537.7	335.9	156.6
1 9 7 5	476.9	338.6	99.4	11.3	3.4	10.0	14.2	557.1	354.5	141.6
1 9 7 6	463.9	328.0	94.9	12.1	3.1	9.7	16.1	557.4	348.0	143.8
1 9 7 7	461.9	346.3	78.0	15.1	2.8	8.5	11.2	540.4	370.6	121.5
1 9 7 8	456.5	368.6	49.3	15.2	2.3	10.8	10.3	542.1	399.3	89.7
<b>1 9 7 9</b>	<b>446.8</b>	<b>371.2</b>	<b>38.5</b>	<b>13.8</b>	<b>1.3</b>	<b>10.5</b>	<b>11.5</b>	<b>540.0</b>	<b>410.5</b>	<b>78.8</b>
	단위 : 홉 in : Hop									
1 9 7 0	3.705	2.589	0.740	0.163	0.035	0.078	0.100	4.106	2.335	1.152
1 9 7 1	3.679	2.569	0.731	0.152	0.031	0.086	0.110	4.048	2.256	1.184
1 9 7 2	3.708	2.554	0.752	0.183	0.027	0.085	0.107	4.107	2.379	1.098
1 9 7 3	3.571	2.457	0.780	0.167	0.027	0.063	0.077	3.915	2.413	1.076
1 9 7 4	3.470	2.426	0.793	0.096	0.024	0.062	0.069	3.822	2.327	1.136
1 9 7 5	3.392	2.346	0.720	0.115	0.024	0.074	0.113	3.970	2.456	1.026
1 9 7 6	3.304	2.273	0.687	0.122	0.022	0.072	0.128	3.980	2.411	1.042
1 9 7 7	3.276	2.400	0.565	0.150	0.022	0.061	0.078	3.819	2.568	0.880
1 9 7 8	3.234	2.553	0.357	0.154	0.018	0.081	0.071	3.825	2.766	0.649
<b>1 9 7 7</b>	<b>3.155</b>	<b>2.572</b>	<b>0.277</b>	<b>0.139</b>	<b>0.011</b>	<b>0.078</b>	<b>0.078</b>	<b>3.803</b>	<b>2.844</b>	<b>0.571</b>

## 소비량 (곡종별) (RY '70-'79)

per year (By kind of food grain)

가				비 농 가						
Farm				Non-farm						
밀가루 Wheat flour	잡곡 Misc grain	두류 Pulses	서류 Potatoes	합계 Total	미곡 Rice	보리쌀 Wheat & barley	밀가루 Wheat flour	잡곡 Misc grain	두류 Pulses	서류 Potatoes
0.047	0.012	0.021	0.032	0.608	0.506	0.071	0.015	0.002	0.008	0.006
0.040	0.010	0.023	0.036	0.611	0.508	0.067	0.017	0.002	0.010	0.007
0.044	0.009	0.023	0.038	0.612	0.485	0.087	0.024	0.002	0.009	0.005
0.023	0.011	0.017	0.026	0.598	0.449	0.100	0.036	0.001	0.007	0.005
0.013	0.010	0.017	0.025	0.584	0.450	0.102	0.020	0.001	0.007	0.004
0.016	0.010	0.020	0.042	0.549	0.411	0.097	0.024	0.001	0.009	0.007
0.018	0.009	0.020	0.048	0.526	0.395	0.088	0.024	0.002	0.008	0.009
0.017	0.007	0.017	0.026	0.540	0.417	0.072	0.033	0.002	0.009	0.007
0.019	0.006	0.022	0.027	0.532	0.442	0.039	0.032	0.002	0.011	0.006
<b>0.019</b>	<b>0.002</b>	<b>0.022</b>	<b>0.027</b>	<b>0.518</b>	<b>0.443</b>	<b>0.028</b>	<b>0.027</b>	<b>0.001</b>	<b>0.010</b>	<b>0.009</b>
26.3	8.9	16.2	22.8	479.2	404.4	54.5	8.0	1.3	6.6	4.4
22.2	7.9	17.4	25.7	480.8	406.8	50.9	9.5	1.4	7.3	4.9
24.4	6.9	17.7	26.8	478.2	388.3	64.3	13.8	1.2	7.1	3.5
12.6	8.3	13.2	18.6	465.8	359.3	76.8	20.7	0.6	5.2	3.2
7.1	7.6	12.8	17.7	457.6	359.6	78.1	11.1	0.7	5.3	2.8
8.7	7.7	15.3	29.3	428.6	329.0	73.9	13.0	0.8	6.8	5.1
9.9	7.1	15.0	33.6	410.3	316.0	67.3	13.2	1.5	6.0	6.3
9.3	5.5	12.4	21.1	420.0	333.3	54.7	18.2	1.4	6.5	5.9
10.5	4.5	16.8	21.3	415.2	353.7	29.8	17.5	1.3	7.9	5.0
<b>10.7</b>	<b>2.1</b>	<b>16.4</b>	<b>21.5</b>	<b>406.3</b>	<b>354.2</b>	<b>21.2</b>	<b>15.1</b>	<b>1.0</b>	<b>7.8</b>	<b>7.0</b>
0.259	0.064	0.118	0.178	3.371	2.802	0.396	0.081	0.011	0.046	0.035
0.223	0.057	0.128	0.200	3.384	2.819	0.369	0.095	0.010	0.052	0.039
0.243	0.050	0.129	0.208	3.397	2.691	0.482	0.136	0.009	0.051	0.028
0.126	0.059	0.097	0.144	3.313	2.490	0.557	0.199	0.004	0.037	0.026
0.072	0.053	0.095	0.140	3.236	2.491	0.566	0.112	0.005	0.040	0.022
0.088	0.055	0.113	0.232	3.043	2.280	0.535	0.131	0.006	0.050	0.041
0.100	0.050	0.111	0.266	2.916	2.190	0.488	0.133	0.011	0.044	0.050
0.094	0.039	0.092	0.146	2.993	2.312	0.398	0.183	0.011	0.050	0.039
0.105	0.033	0.122	0.150	2.949	2.450	0.216	0.178	0.011	0.061	0.033
<b>0.105</b>	<b>0.011</b>	<b>0.122</b>	<b>0.150</b>	<b>2.872</b>	<b>2.456</b>	<b>0.155</b>	<b>0.150</b>	<b>0.006</b>	<b>0.055</b>	<b>0.050</b>

2 — 2 1 인 1 일 당 양 곡  
Food grain consumption per capita

년 도 RY Year	전 국 Average					농	
	합 계 Total	주 식 Main food	장 유 Sauces	제 병 Cakes	기 타 Others	합 계 Total	주 식 Main food
단위 : ℓ							
1970	0.668	0.624	0.008	0.022	0.014	0.741	0.671
1971	0.664	0.623	0.009	0.021	0.011	0.730	0.665
1972	0.668	0.624	0.009	0.026	0.009	0.741	0.682
1973	0.644	0.611	0.007	0.014	0.012	0.706	0.658
1974	0.626	0.602	0.006	0.013	0.005	0.689	0.656
1975	0.611	0.584	0.006	0.015	0.006	0.716	0.677
1976	0.596	0.570	0.007	0.015	0.004	0.718	0.684
1977	0.591	0.565	0.006	0.018	0.002	0.689	0.656
1978	0.583	0.554	0.007	0.020	0.002	0.690	0.648
<b>1979</b>	<b>0.569</b>	<b>0.543</b>	<b>0.006</b>	<b>0.018</b>	<b>0.002</b>	<b>0.686</b>	<b>0.651</b>
단위 : g							
1970	520.6	486.2	6.1	17.6	10.7	570.3	516.0
1971	515.6	483.9	6.3	16.5	8.9	559.1	509.3
1972	518.8	484.6	6.6	19.9	7.7	571.1	525.8
1973	501.7	476.7	4.7	11.1	9.2	549.4	512.9
1974	489.6	470.5	4.3	10.6	4.2	537.7	511.2
1975	476.9	455.2	4.6	11.8	5.3	557.1	526.8
1976	463.9	444.4	5.3	11.8	2.4	557.4	531.0
1977	461.9	442.0	4.5	14.0	1.4	540.4	515.0
1978	456.5	434.5	5.2	15.2	1.6	542.1	510.6
<b>1979</b>	<b>446.8</b>	<b>426.8</b>	<b>4.6</b>	<b>14.1</b>	<b>1.3</b>	<b>540.0</b>	<b>511.8</b>
단위 : 홉							
1970	3.705	3.460	0.043	0.125	0.077	4.106	3.717
1971	3.679	3.451	0.046	0.119	0.063	4.048	3.687
1972	3.708	3.464	0.047	0.142	0.055	4.107	3.783
1973	3.571	3.385	0.035	0.081	0.070	3.915	3.648
1974	3.470	3.335	0.030	0.075	0.030	3.822	3.635
1975	3.392	3.236	0.033	0.085	0.038	3.970	3.753
1976	3.304	3.158	0.039	0.086	0.021	3.980	3.789
1977	3.278	3.135	0.034	0.099	0.010	3.820	3.636
1978	3.234	3.072	0.041	0.107	0.014	3.825	3.591
<b>1979</b>	<b>3.155</b>	<b>3.011</b>	<b>0.033</b>	<b>0.100</b>	<b>0.011</b>	<b>3.803</b>	<b>3.609</b>

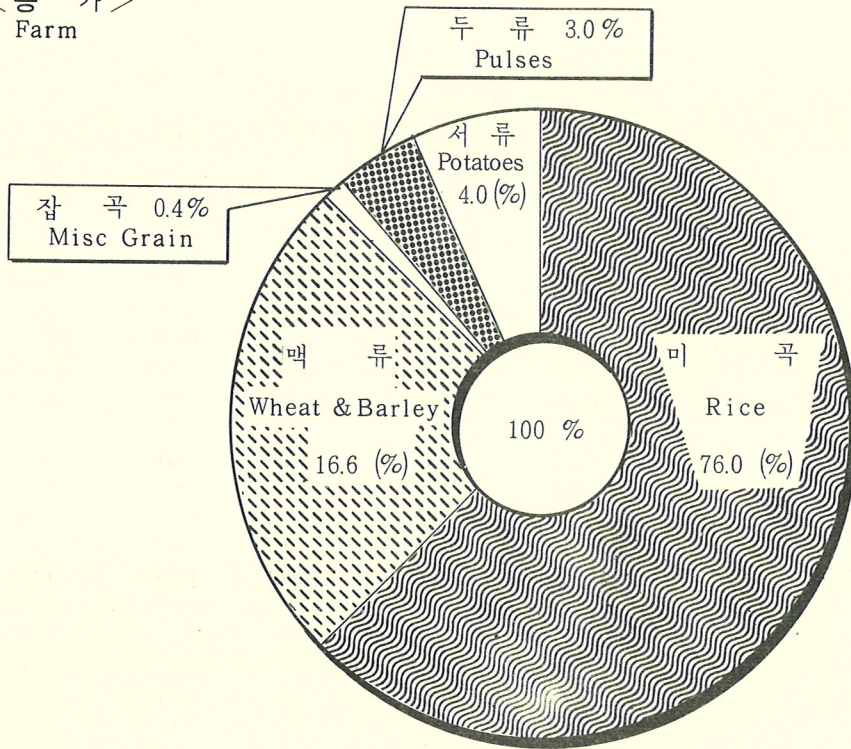
## 소비량 (용도별) (RY '70~'79)

per day (By utilization)

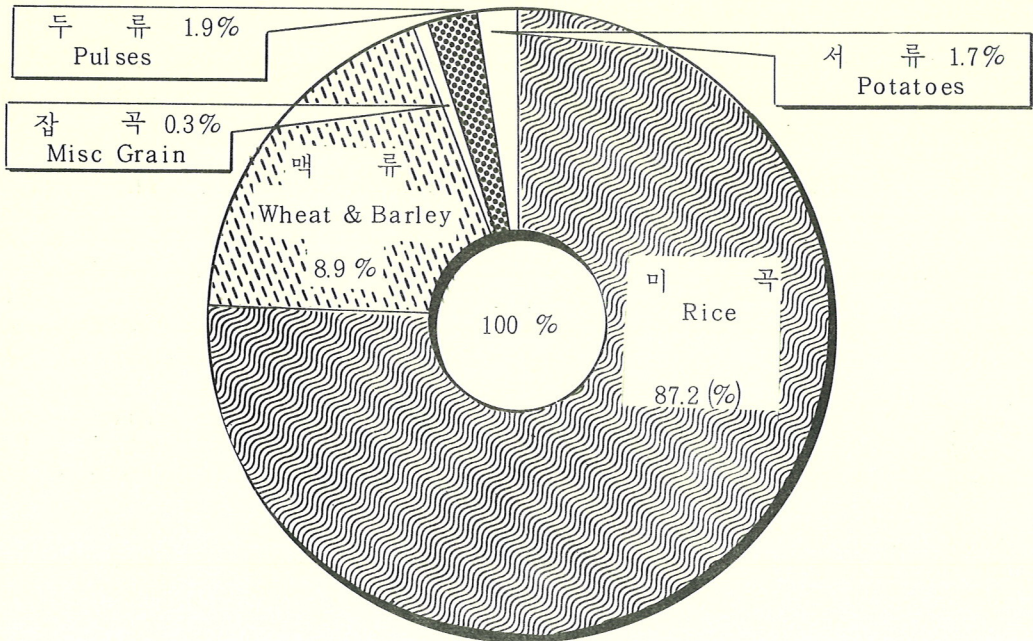
가			비 농 가				
Farm			Non - farm				
장 유	제 병	기 타	합 계	주 식	장 유	제 병	기 타
Sauces	Cakes	Others	Total	Main food	Sauces	Cakes	Others
in : ℓ							
0.011	0.033	0.026	0.608	0.585	0.005	0.014	0.004
0.013	0.032	0.020	0.611	0.589	0.005	0.013	0.004
0.013	0.026	0.020	0.612	0.579	0.005	0.026	0.002
0.010	0.018	0.020	0.598	0.575	0.004	0.012	0.007
0.008	0.016	0.009	0.584	0.566	0.004	0.011	0.003
0.008	0.020	0.011	0.549	0.528	0.005	0.012	0.004
0.011	0.020	0.003	0.526	0.505	0.005	0.013	0.003
0.008	0.023	0.002	0.540	0.517	0.006	0.015	0.002
0.012	0.027	0.003	0.532	0.509	0.005	0.016	0.002
<b>0.010</b>	<b>0.023</b>	<b>0.002</b>	<b>0.518</b>	<b>0.501</b>	<b>0.004</b>	<b>0.012</b>	<b>0.001</b>
in : g							
8.9	25.6	19.8	479.2	461.4	3.8	10.9	3.1
9.3	24.6	15.9	480.8	463.6	3.9	10.1	3.2
10.2	19.8	15.3	478.2	452.6	3.8	20.0	1.8
7.4	13.8	15.3	465.8	449.5	2.6	9.0	4.7
6.6	13.1	6.8	457.6	443.5	2.8	8.9	2.4
6.0	15.4	8.9	428.6	412.0	3.8	9.7	3.1
8.6	15.4	2.4	410.3	394.6	3.3	9.9	2.5
5.6	18.2	1.6	420.0	403.1	3.9	11.8	1.2
8.7	20.5	2.3	415.2	397.8	3.4	12.7	1.3
<b>7.8</b>	<b>18.6</b>	<b>1.8</b>	<b>406.3</b>	<b>390.0</b>	<b>3.2</b>	<b>12.1</b>	<b>1.0</b>
in : Hop							
0.064	0.183	0.142	3.371	3.246	0.026	0.077	0.022
0.069	0.177	0.115	3.384	2.263	0.027	0.072	0.022
0.072	0.142	0.110	3.397	3.215	0.027	0.142	0.013
0.055	0.099	0.113	3.313	3.187	0.020	0.068	0.038
0.046	0.092	0.049	3.236	3.136	0.020	0.063	0.017
0.044	0.110	0.063	3.043	2.925	0.027	0.069	0.022
0.064	0.109	0.018	2.916	2.799	0.028	0.072	0.017
0.042	0.130	0.012	2.991	2.867	0.032	0.083	0.009
0.068	0.147	0.019	2.949	2.822	0.028	0.088	0.011
<b>0.055</b>	<b>0.128</b>	<b>0.011</b>	<b>2.872</b>	<b>2.776</b>	<b>0.022</b>	<b>0.069</b>	<b>0.005</b>

RY '79 곡류별 1인 1일당 양곡소비량  
Food grain consumption per capita per day by kind

<농가>  
Farm



<비농가>  
Non-farm





### 3. 월별 1인 1일당 양곡 소비량

Food grain consumption per capita

per day by month

(RY' 70~' 79)

3-1. 곡 류 별

By Kind of food grain

3-2. 용 도 별

By utilization

3 — 1 RY '70 월별 1인 1일당  
Food grain consumption per capita per

년 월 Year Month	합 계 Total	미 곡 Rice	보리쌀 Wheat & barley	밀가루 Wheat flour	잡 곡 Misc grain	두 류 Pulses	서 류 Pota- toes	합 계 Total	미 곡 Rice	보리쌀 Wheat & barley	
농 가 Farm								단위 : ℓ in : ℓ			
1969 11	0.859	0.572	0.149	0.036	0.013	0.036	0.053	667.6	457.6	114.0	
12	0.832	0.505	0.137	0.028	0.015	0.089	0.058	645.0	404.0	104.8	
1970 1	0.794	0.498	0.143	0.035	0.020	0.040	0.058	615.0	398.4	109.4	
2	0.726	0.514	0.113	0.030	0.021	0.038	0.020	566.6	411.2	86.4	
3	0.697	0.444	0.167	0.033	0.015	0.010	0.028	541.3	355.2	127.8	
4	0.726	0.459	0.188	0.043	0.012	0.007	0.017	562.3	367.2	143.8	
5	0.714	0.428	0.206	0.051	0.011	0.006	0.012	550.4	342.4	157.6	
6	0.734	0.416	0.236	0.049	0.011	0.006	0.016	564.7	332.8	180.5	
7	0.715	0.314	0.294	0.054	0.005	0.008	0.040	543.2	251.2	224.9	
8	0.687	0.223	0.342	0.085	0.006	0.006	0.025	514.0	178.4	261.6	
9	0.681	0.282	0.299	0.069	0.002	0.010	0.019	516.3	225.6	228.7	
10	0.724	0.400	0.221	0.048	0.007	0.009	0.039	556.7	320.0	169.0	
평 균 Average	0.741	0.421	0.208	0.047	0.012	0.021	0.032	570.3	337.0	159.1	
비 농 가 Non-farm											
1969 11	0.605	0.499	0.067	0.011	0.001	0.017	0.010	477.6	399.2	51.3	
12	0.624	0.510	0.062	0.009	0.003	0.033	0.007	493.0	408.0	47.4	
1970 1	0.607	0.517	0.060	0.011	0.002	0.011	0.006	479.6	413.6	45.9	
2	0.603	0.524	0.049	0.012	0.005	0.010	0.003	477.5	419.2	37.5	
3	0.612	0.517	0.070	0.013	0.001	0.008	0.003	483.0	413.6	53.6	
4	0.617	0.521	0.070	0.016	0.001	0.007	0.002	487.1	416.8	53.6	
5	0.603	0.505	0.076	0.017	0.001	0.003	0.001	475.3	404.0	58.1	
6	0.599	0.493	0.078	0.017	0.001	0.003	0.007	470.7	394.4	59.7	
7	0.599	0.478	0.087	0.021	0.001	0.003	0.009	469.8	382.4	66.6	
8	0.588	0.454	0.102	0.019	-	0.002	0.011	460.2	363.2	77.3	
9	0.631	0.541	0.062	0.015	0.001	0.006	0.006	497.5	432.8	47.4	
10	0.608	0.507	0.073	0.013	0.001	0.003	0.011	478.6	405.6	55.8	
평 균 Average	0.608	0.506	0.071	0.015	0.002	0.008	0.006	479.2	404.4	54.5	

양곡소비량(농가·비농가)  
day by month RY '70(Farm·Non-Farm)

밀가루 Wheat flour	잡곡 Misc grain	두류 Pulses	서류 Pota- toes	합계 Total	미곡 Rice	보리쌀 Wheat & barley	밀가루 Wheat flour	잡곡 Misc grain	두류 Pulses	서류 Pota- toes
			단위 : g in : g							단위 : 홉 in : Hop
20.4	10.1	27.3	38.2	4.762	3.171	0.826	0.199	0.072	0.200	0.294
15.7	11.7	67.0	41.8	4.612	2.799	0.759	0.156	0.083	0.493	0.322
19.9	15.4	30.1	41.8	4.402	2.761	0.793	0.194	0.111	0.222	0.321
16.9	16.1	21.6	14.4	4.025	2.849	0.627	0.166	0.117	0.155	0.111
18.8	11.6	7.7	20.2	3.864	2.461	0.926	0.183	0.083	0.056	0.155
24.3	9.4	5.4	12.2	4.025	2.544	1.042	0.239	0.067	0.039	0.094
28.5	8.6	4.7	8.6	3.958	2.373	1.142	0.283	0.061	0.033	0.066
27.2	8.5	4.6	11.1	4.069	2.306	1.308	0.272	0.061	0.033	0.089
30.0	3.9	5.9	27.3	3.964	1.741	1.630	0.299	0.028	0.044	0.222
47.8	4.6	4.5	17.1	3.808	1.236	1.896	0.471	0.033	0.033	0.139
39.5	1.6	7.6	13.3	3.775	1.563	1.658	0.382	0.011	0.056	0.105
26.8	5.4	7.6	27.9	4.013	2.217	1.225	0.266	0.039	0.050	0.216
<b>26.3</b>	<b>8.9</b>	<b>16.2</b>	<b>22.8</b>	<b>4.106</b>	<b>2.335</b>	<b>1.152</b>	<b>0.259</b>	<b>0.064</b>	<b>0.118</b>	<b>0.178</b>
6.1	0.8	13.0	7.2	3.354	2.766	0.371	0.061	0.006	0.094	0.056
5.0	2.4	25.2	5.0	3.459	2.827	0.344	0.050	0.016	0.183	0.039
6.6	1.5	7.7	4.3	3.365	2.866	0.333	0.061	0.011	0.061	0.033
6.6	4.0	8.0	2.2	3.343	2.905	0.272	0.066	0.028	0.055	0.017
6.6	0.8	6.2	2.2	3.393	2.866	0.388	0.072	0.044	0.006	0.017
8.3	1.6	5.4	1.4	3.420	2.888	0.388	0.089	0.005	0.039	0.011
9.4	0.8	2.3	0.7	3.343	2.799	0.422	0.094	0.006	0.017	0.005
9.4	0.8	2.3	4.1	3.321	2.733	0.433	0.094	0.005	0.017	0.039
11.6	0.8	2.3	6.1	3.321	2.650	0.482	0.117	0.005	0.017	0.050
10.5	-	1.5	7.7	3.260	2.517	0.566	0.105	-	0.011	0.061
8.3	0.8	3.9	4.3	3.498	2.999	0.344	0.083	0.006	0.033	0.033
7.7	0.8	1.5	7.2	3.370	2.810	0.405	0.072	0.005	0.017	0.061
<b>8.0</b>	<b>1.3</b>	<b>6.6</b>	<b>4.4</b>	<b>3.371</b>	<b>2.802</b>	<b>0.396</b>	<b>0.081</b>	<b>0.011</b>	<b>0.046</b>	<b>0.035</b>





3 — 1 RY '72 월별 1인 1일당  
Food grain consumption per capita per

년 월 Year Month	합 계 Total	미 곡 Rice	보리쌀 Wheat & barley	밀가루 Wheat flour	잡 곡 Misc grain	두 류 pulses	서 류 pota- toes	합 계 Total	미 곡 Rice	보리쌀 Wheat & barley
농 가 Farm										
단위 : l in : l										
1971 11	0.800	0.511	0.140	0.022	0.009	0.055	0.063	621.5	408.8	107.1
12	0.801	0.490	0.125	0.022	0.012	0.091	0.061	621.6	392.0	95.7
1	0.740	0.477	0.131	0.025	0.015	0.029	0.063	574.4	381.6	100.2
2	0.799	0.562	0.121	0.036	0.019	0.031	0.030	622.3	449.6	92.5
3	0.699	0.443	0.160	0.031	0.010	0.010	0.045	541.8	354.4	122.4
4	0.694	0.429	0.185	0.038	0.010	0.008	0.024	536.8	343.2	141.5
5	0.700	0.433	0.196	0.041	0.010	0.009	0.011	541.5	346.4	149.9
6	0.736	0.441	0.223	0.045	0.004	0.008	0.015	567.9	352.8	170.6
7	0.714	0.333	0.280	0.058	0.003	0.007	0.033	542.9	266.4	214.2
8	0.726	0.289	0.302	0.095	0.007	0.006	0.027	542.5	231.2	230.3
9	0.741	0.348	0.277	0.071	0.006	0.016	0.023	565.3	278.4	214.2
10	0.741	0.393	0.237	0.042	0.003	0.010	0.056	574.8	314.4	185.1
평 균 Average	0.741	0.429	0.198	0.044	0.009	0.023	0.038	571.1	343.3	152.0
비 농 가 Non-farm										
1971 11	0.628	0.517	0.063	0.010	0.001	0.027	0.010	495.8	413.6	48.2
12	0.636	0.520	0.063	0.015	0.002	0.030	0.006	501.0	416.0	48.2
1	0.612	0.515	0.066	0.017	0.002	0.007	0.005	482.8	412.0	50.5
2	0.641	0.532	0.068	0.026	0.003	0.010	0.002	504.3	425.6	52.0
3	0.616	0.496	0.087	0.026	0.001	0.005	0.001	483.9	396.8	66.5
4	0.621	0.491	0.096	0.027	0.001	0.005	0.001	487.2	392.8	73.4
5	0.609	0.473	0.099	0.029	0.001	0.005	0.002	477.1	378.4	75.7
6	0.598	0.462	0.100	0.028	0.001	0.002	0.005	468.1	369.6	76.5
7	0.589	0.444	0.102	0.030	0	0.005	0.008	459.9	355.2	78.0
8	0.589	0.443	0.104	0.031	0.003	0.003	0.005	448.9	354.4	70.4
9	0.621	0.471	0.104	0.031	0.003	0.007	0.005	473.6	376.8	70.4
10	0.593	0.460	0.091	0.024	0.002	0.005	0.011	455.4	368.0	62.0
평 균 Average	0.612	0.485	0.087	0.024	0.002	0.009	0.005	478.2	388.3	64.3

양곡소비량 ( 농가 · 비농가 )  
day by month RY '72 ( Farm · Non-Farm )

밀가루 Wheat flour	잡곡 Misc grain	두류 pulses	서류 pota- toes	합계 Total	미곡 Rice	보리쌀 Wheat & barley	밀가루 Wheat flour	잡곡 Misc grain	두류 pulses	서류 pota- toes
			단위 : g in : g							단위 : 홉 in : Hop
12.1	6.7	41.4	45.4	4.435	2.833	0.776	0.122	0.050	0.305	0.349
12.1	9.3	68.5	44.0	4.440	2.716	0.693	0.122	0.067	0.504	0.338
13.8	11.5	21.9	45.4	4.102	2.644	0.726	0.139	0.083	0.161	0.349
20.2	14.5	23.9	21.6	4.429	3.116	0.671	0.199	0.105	0.172	0.166
17.3	7.8	7.6	32.3	3.875	2.456	0.887	0.172	0.055	0.055	0.250
21.2	7.7	6.1	17.1	3.847	2.378	1.025	0.211	0.056	0.044	0.133
22.8	7.7	6.9	7.8	3.880	2.400	1.086	0.228	0.055	0.050	0.061
25.0	3.1	6.1	10.3	4.080	2.445	1.236	0.250	0.022	0.044	0.083
32.3	2.3	5.2	22.5	3.958	1.846	1.552	0.322	0.016	0.039	0.183
53.6	5.3	3.7	18.4	4.025	1.602	1.675	0.526	0.039	0.033	0.150
39.3	4.5	12.8	16.1	4.108	1.929	1.536	0.393	0.033	0.089	0.128
23.7	2.3	8.4	40.9	4.108	2.179	1.314	0.233	0.017	0.055	0.310
<b>24.4</b>	<b>6.9</b>	<b>17.7</b>	<b>26.8</b>	<b>4.107</b>	<b>2.379</b>	<b>1.098</b>	<b>0.243</b>	<b>0.050</b>	<b>0.129</b>	<b>0.208</b>
5.5	0.8	20.5	7.2	3.481	2.866	0.350	0.055	0.005	0.150	0.055
8.3	1.5	22.7	4.3	3.526	2.883	0.350	0.083	0.011	0.166	0.033
9.6	1.6	5.5	3.6	3.393	2.855	0.366	0.094	0.011	0.039	0.028
15.0	2.4	7.9	1.4	3.553	2.949	0.377	0.144	0.017	0.055	0.011
15.2	0.8	3.9	0.7	3.415	2.750	0.482	0.144	0.006	0.028	0.005
15.8	0.7	3.8	0.7	3.443	2.722	0.532	0.150	0.006	0.028	0.005
17.0	0.8	3.8	1.4	3.376	2.622	0.549	0.161	0.005	0.028	0.011
16.3	0.8	1.5	3.4	3.315	2.561	0.555	0.155	0.005	0.011	0.028
17.4	0	3.8	5.5	3.265	2.461	0.566	0.166	-	0.028	0.044
16.1	2.3	2.3	3.4	3.265	2.456	0.576	0.172	0.016	0.017	0.028
15.8	1.5	5.5	3.6	3.443	2.611	0.577	0.171	0.017	0.039	0.028
13.7	0.7	3.8	7.2	3.287	2.550	0.504	0.133	0.011	0.028	0.061
<b>13.8</b>	<b>1.2</b>	<b>7.1</b>	<b>3.5</b>	<b>3.397</b>	<b>2.691</b>	<b>0.482</b>	<b>0.136</b>	<b>0.009</b>	<b>0.051</b>	<b>0.028</b>





## 양곡소비량 (농가 · 비농가)

by month RY '73 (Farm · Non-Farm)

밀가루 Wheat flour	잡곡 Misc grain	두류 Pulses	서류 Potatoes	합계 Total	미곡 Rice	보리쌀 Wheat & barley	밀가루 Wheat flour	잡곡 Misc grain	두류 Pulses	서류 Potatoes
			단위 : g in : g						단위 : 홉 in : Hop	
16.9	5.4	33.3	56.2	4.496	2.777	0.837	0.166	0.039	0.244	0.433
13.2	8.5	61.1	48.3	4.512	2.755	0.743	0.133	0.061	0.449	0.371
8.8	10.9	15.9	26.7	3.936	2.611	0.837	0.089	0.078	0.116	0.205
9.4	13.2	12.3	17.3	4.002	2.761	0.831	0.094	0.094	0.089	0.133
11.3	11.6	6.0	13.7	3.747	2.428	0.976	0.111	0.083	0.044	0.105
11.3	11.7	5.3	11.4	3.770	2.456	0.992	0.111	0.083	0.039	0.089
12.1	10.1	3.8	6.4	3.736	2.417	1.047	0.122	0.072	0.028	0.050
13.5	8.5	3.0	4.1	3.880	2.422	1.208	0.134	0.061	0.022	0.033
14.3	5.4	2.2	9.6	3.648	1.962	1.408	0.144	0.039	0.017	0.078
17.1	6.1	1.5	9.5	3.598	1.807	1.486	0.172	0.044	0.011	0.078
15.0	4.6	7.0	6.9	3.797	2.090	1.419	0.150	0.033	0.050	0.055
8.5	3.8	6.8	12.8	3.853	2.467	1.125	0.083	0.028	0.050	0.100
<b>12.6</b>	<b>8.3</b>	<b>13.2</b>	<b>18.6</b>	<b>3.915</b>	<b>2.413</b>	<b>1.076</b>	<b>0.126</b>	<b>0.059</b>	<b>0.097</b>	<b>0.144</b>
11.9	1.5	13.7	7.9	3.404	2.633	0.488	0.111	0.011	0.100	0.061
10.3	1.5	17.5	4.3	3.409	2.689	0.455	0.094	0.011	0.127	0.033
26.3	0.8	3.8	3.6	3.470	2.628	0.532	0.249	0.005	0.028	0.028
22.5	1.6	5.5	1.4	3.326	2.567	0.482	0.216	0.011	0.039	0.011
21.0	0.8	3.8	2.1	3.210	2.389	0.565	0.206	0.005	0.028	0.017
24.0	0.8	3.2	0.7	3.393	2.511	0.615	0.233	0.006	0.022	0.006
24.6	0	2.3	0.7	3.337	2.478	0.599	0.238	0	0.017	0.005
22.9	0	1.5	2.7	3.243	2.400	0.588	0.222	0	0.011	0.022
23.5	0	2.3	3.4	3.226	2.345	0.610	0.227	0	0.016	0.028
23.2	0	1.5	2.7	3.188	2.306	0.621	0.227	0	0.011	0.023
21.8	0	3.9	4.3	3.326	2.478	0.576	0.211	0	0.028	0.033
16.3	0	3.0	5.0	3.221	2.456	0.549	0.155	0	0.022	0.039
<b>20.7</b>	<b>0.6</b>	<b>5.2</b>	<b>3.2</b>	<b>3.313</b>	<b>2.490</b>	<b>0.557</b>	<b>0.199</b>	<b>0.004</b>	<b>0.037</b>	<b>0.026</b>

3 — 1 RY '74 월별 1인 1일당  
Food grain consumption per capita per day

년 월 Year Month	합 계 Total	미 곡 Rice	보리쌀 Wheat & barley	밀가루 Wheat flour	잡 곡 Misc grain	두 류 Pulses	서 류 Pota- toes	합 계 Total	미 곡 Rice	보리쌀 Wheat & barley
농 가 Farm		단위 : ℓ in : ℓ								
1973 11	0.736	0.467	0.164	0.012	0.009	0.055	0.029	574.2	373.6	125.5
12	0.718	0.450	0.158	0.011	0.014	0.051	0.034	559.9	360.0	120.9
1974 1	0.739	0.502	0.157	0.014	0.013	0.018	0.035	577.6	401.6	120.1
2	0.724	0.468	0.182	0.009	0.015	0.012	0.038	566.0	374.4	139.2
3	0.682	0.426	0.189	0.008	0.013	0.009	0.037	532.6	340.8	144.6
4	0.699	0.438	0.202	0.010	0.011	0.008	0.030	546.1	350.4	154.5
5	0.659	0.412	0.204	0.011	0.010	0.007	0.015	515.4	329.6	156.1
6	0.685	0.439	0.214	0.010	0.008	0.007	0.007	536.8	351.2	163.7
7	0.636	0.344	0.252	0.013	0.006	0.006	0.015	494.9	275.2	192.8
8	0.644	0.320	0.271	0.021	0.007	0.006	0.019	498.2	256.0	207.3
9	0.687	0.367	0.261	0.024	0.006	0.015	0.014	532.2	293.6	199.7
10	0.665	0.405	0.202	0.012	0.004	0.011	0.031	518.1	324.0	154.5
평 균	0.689	0.420	0.204	0.013	0.010	0.017	0.025	537.7	335.9	156.6
비 농 가 Non-farm										
1973 11	0.602	0.461	0.092	0.024	0.001	0.019	0.005	470.9	368.8	70.4
12	0.599	0.466	0.089	0.028	0.001	0.012	0.003	468.2	372.8	68.1
1974 1	0.617	0.491	0.084	0.032	0.001	0.008	0.001	482.2	392.8	64.3
2	0.600	0.479	0.086	0.023	0.003	0.009	0	470.8	383.2	65.8
3	0.571	0.457	0.086	0.020	0.001	0.007	0	448.4	365.6	65.8
4	0.595	0.472	0.096	0.020	0.001	0.006	0	467.3	377.6	73.4
5	0.567	0.450	0.099	0.014	0.001	0.003	0	446.4	360.0	75.7
6	0.576	0.439	0.115	0.015	0	0.003	0.004	452.5	351.2	88.0
7	0.569	0.417	0.120	0.017	0.001	0.004	0.010	445.6	333.6	91.8
8	0.555	0.407	0.123	0.015	0	0.003	0.007	435.1	325.6	94.1
9	0.594	0.434	0.123	0.021	0	0.007	0.009	464.4	347.2	94.1
10	0.560	0.420	0.113	0.013	0	0.005	0.009	439.6	336.0	86.4
평 균 Average	0.584	0.450	0.102	0.020	0.001	0.007	0.004	457.6	359.6	78.1

양곡소비량 (농가·비농가)  
by month RY '74 (Farm · Non-farm)

밀가루	잡곡	두류	서류	합계	미곡	보리쌀	밀가루	잡곡	두류	서류
Wheat flour	Misc grain	Pulses	Pota-toes	Total	Rice	Wheat & barley	Wheat flour	Misc grain	Pulses	Pota-toes
			단위 : g in : g						단위 : 홉 in : Hop	
6.6	7.1	41.1	20.3	4.080	2.589	0.909	0.066	0.050	0.305	0.161
6.1	11.0	38.1	23.8	3.980	2.494	0.876	0.061	0.078	0.283	0.188
7.7	10.2	13.5	24.5	4.097	2.783	0.870	0.078	0.072	0.100	0.194
5.0	11.8	9.0	26.6	4.013	2.594	1.009	0.050	0.083	0.066	0.211
4.4	10.2	6.7	25.9	3.781	2.362	1.048	0.044	0.072	0.050	0.205
5.5	8.7	6.0	21.0	3.874	2.428	1.120	0.055	0.061	0.044	0.166
6.1	7.9	5.2	10.5	3.653	2.284	1.131	0.061	0.055	0.039	0.083
5.5	6.3	5.2	4.9	3.797	2.433	1.186	0.056	0.044	0.039	0.039
7.2	4.7	4.5	10.5	3.525	1.907	1.397	0.072	0.033	0.033	0.083
11.6	5.5	4.5	13.3	3.570	1.774	1.502	0.117	0.039	0.033	0.105
13.2	4.7	11.2	9.8	3.808	2.034	1.447	0.133	0.033	0.083	0.078
6.6	3.1	8.2	21.7	3.687	2.245	1.120	0.067	0.022	0.061	0.172
<b>7.1</b>	<b>7.6</b>	<b>12.8</b>	<b>17.7</b>	<b>3.822</b>	<b>2.327</b>	<b>1.135</b>	<b>0.072</b>	<b>0.053</b>	<b>0.095</b>	<b>0.140</b>
13.2	0.8	14.2	3.5	3.337	2.556	0.510	0.133	0.005	0.105	0.028
15.4	0.8	9.0	2.1	3.321	2.583	0.493	0.155	0.006	0.067	0.017
17.6	0.8	6.0	0.7	3.420	2.722	0.466	0.177	0.006	0.044	0.005
12.7	2.4	6.7	0	3.326	2.655	0.477	0.127	0.017	0.050	0
11.0	0.8	5.2	0	3.165	2.533	0.477	0.111	0.005	0.039	0
11.0	0.8	4.5	0	3.298	2.617	0.532	0.111	0.005	0.033	0
7.7	0.8	2.2	0	3.143	2.495	0.549	0.078	0.005	0.016	0
8.3	0	2.2	2.8	3.193	2.434	0.638	0.083	0	0.016	0.022
9.4	0.8	3.0	7.0	3.154	2.312	0.665	0.094	0.006	0.022	0.055
8.3	0	2.2	4.9	3.077	2.256	0.682	0.083	0	0.017	0.039
11.6	0	5.2	6.3	3.293	2.406	0.682	0.116	0	0.039	0.050
7.2	0	3.7	6.3	3.104	2.328	0.626	0.072	0	0.028	0.050
<b>11.1</b>	<b>0.7</b>	<b>5.3</b>	<b>2.8</b>	<b>3.236</b>	<b>2.491</b>	<b>0.566</b>	<b>0.112</b>	<b>0.005</b>	<b>0.040</b>	<b>0.022</b>

3 — 1 RY '75 월별 1인 1일당  
Food grain consumption per capita per day

년 월 Year Month	합 계 Total	미 곡 Rice	보리쌀 Wheat & barley	밀가루 Wheat flour	잡 곡 Misc grain	두 류 Pulses	서 류 Potatoes	합 계 Total	미 곡 Rice	보리쌀 Wheat & barley
농 가 Farm		단위 : ℓ in : ℓ								
1974 11	0.763	0.479	0.158	0.009	0.007	0.056	0.054	594.3	383.2	120.9
12	0.727	0.446	0.151	0.011	0.011	0.053	0.055	565.2	356.8	115.5
1975 1	0.708	0.437	0.156	0.011	0.013	0.024	0.067	550.1	349.6	119.3
2	0.822	0.543	0.158	0.016	0.018	0.030	0.057	640.6	434.4	120.9
3	0.697	0.433	0.169	0.013	0.013	0.013	0.056	542.0	346.4	129.3
4	0.722	0.454	0.182	0.015	0.013	0.009	0.049	561.9	363.2	139.2
5	0.692	0.442	0.180	0.016	0.012	0.011	0.031	539.4	353.6	137.7
6	0.706	0.467	0.190	0.015	0.009	0.010	0.015	552.4	373.6	145.4
7	0.673	0.379	0.228	0.018	0.007	0.008	0.033	522.1	303.2	174.4
8	0.667	0.359	0.241	0.026	0.006	0.007	0.028	515.4	287.2	184.4
9	0.725	0.428	0.231	0.026	0.005	0.014	0.021	562.5	342.4	176.7
10	0.692	0.450	0.177	0.014	0.004	0.010	0.037	539.6	360.0	135.4
평 균	0.716	0.443	0.185	0.016	0.010	0.020	0.042	557.1	354.5	141.6
비 야 가 Non-farm										
1974 11	0.586	0.433	0.107	0.010	0	0.028	0.008	460.3	346.4	81.9
12	0.561	0.429	0.103	0.013	0	0.013	0.003	441.0	343.2	78.8
1975 1	0.564	0.428	0.100	0.020	0.002	0.011	0.003	441.8	342.4	76.5
2	0.613	0.465	0.097	0.030	0.004	0.014	0.003	478.3	372.0	74.2
3	0.547	0.411	0.096	0.029	0.001	0.007	0.003	426.3	328.8	73.4
4	0.551	0.416	0.095	0.030	0.001	0.007	0.002	429.4	332.8	72.7
5	0.544	0.410	0.099	0.027	0.001	0.005	0.002	424.5	328.0	75.7
6	0.541	0.403	0.094	0.027	0.001	0.004	0.012	421.4	322.4	71.9
7	0.514	0.378	0.094	0.024	0.001	0.004	0.013	400.4	302.4	71.9
8	0.508	0.374	0.093	0.025	0.001	0.003	0.012	395.5	299.2	71.1
9	0.544	0.406	0.090	0.026	0.001	0.008	0.013	423.9	324.8	68.9
10	0.514	0.383	0.090	0.022	0	0.005	0.014	400.9	306.4	68.9
평 균 Average	0.549	0.411	0.097	0.024	0.001	0.009	0.007	428.6	329.0	73.9

양곡소비량(농가·비농가)  
by month RY '75(Farm·Non-Farm)

밀가루	잡곡	두류	서류	합계	미곡	보리쌀	밀가루	잡곡	두류	서류
Wheat flour	Misc grain	Pulses	Pota-toes	Total	Rice	Wheat & barley	Wheat flour	Misc grain	Pulses	Pota-toes
			단위 : g in : g						단위 : 홉 in : Hop	
5.0	5.5	41.9	37.8	4.229	2.655	0.876	0.050	0.039	0.310	0.299
6.1	8.7	39.6	38.5	4.030	2.472	0.837	0.061	0.061	0.294	0.305
6.1	10.2	18.0	46.9	3.925	2.423	0.865	0.061	0.072	0.133	0.371
8.8	14.2	22.4	39.9	4.557	3.010	0.876	0.089	0.100	0.166	0.316
7.2	10.2	9.7	39.2	3.863	2.400	0.937	0.072	0.072	0.072	0.310
8.3	10.2	6.7	34.3	4.003	2.517	1.009	0.083	0.072	0.050	0.272
8.8	9.4	8.2	21.7	3.836	2.450	0.998	0.089	0.066	0.061	0.172
8.3	7.1	7.5	10.5	3.913	2.589	1.053	0.083	0.050	0.055	0.083
9.9	5.5	6.0	23.1	3.731	2.101	1.264	0.100	0.039	0.044	0.183
14.3	4.7	5.2	19.6	3.697	1.990	1.336	0.144	0.033	0.039	0.155
14.3	3.9	10.5	14.7	4.019	2.373	1.280	0.144	0.028	0.078	0.116
7.7	3.1	7.5	25.9	3.836	2.495	0.981	0.078	0.022	0.055	0.205
<b>8.7</b>	<b>7.7</b>	<b>15.3</b>	<b>29.3</b>	<b>3.970</b>	<b>2.456</b>	<b>1.026</b>	<b>0.088</b>	<b>0.055</b>	<b>0.113</b>	<b>0.232</b>
5.5	0	20.9	5.6	3.248	2.400	0.593	0.056	0	0.155	0.044
7.2	0	9.7	2.1	3.110	2.378	0.571	0.072	0	0.072	0.017
11.0	1.6	8.2	2.1	3.127	2.373	0.554	0.111	0.011	0.061	0.017
16.5	3.1	10.4	2.1	3.398	2.578	0.538	0.166	0.022	0.078	0.016
16.0	0.8	5.2	2.1	3.033	2.278	0.532	0.161	0.005	0.039	0.018
16.5	0.8	5.2	1.4	3.055	2.306	0.527	0.166	0.006	0.039	0.011
14.9	0.8	3.7	1.4	3.016	2.273	0.549	0.150	0.005	0.028	0.011
14.9	0.8	3.0	8.4	2.999	2.234	0.521	0.150	0.005	0.022	0.067
13.2	0.8	3.0	9.1	2.849	2.095	0.521	0.133	0.006	0.022	0.072
13.8	0.8	2.2	8.4	2.816	2.073	0.515	0.139	0.005	0.017	0.067
14.3	0.8	6.0	9.1	3.016	2.251	0.499	0.144	0.006	0.044	0.072
12.1	0	3.7	9.8	2.850	2.123	0.499	0.122	0	0.028	0.078
<b>13.0</b>	<b>0.8</b>	<b>6.8</b>	<b>5.1</b>	<b>3.043</b>	<b>2.280</b>	<b>0.535</b>	<b>0.131</b>	<b>0.006</b>	<b>0.050</b>	<b>0.041</b>

3 — 1 RY '76 월별 1인 1일당  
Food grain consumption per capita per day

년 월 Year Month	합 계 Total	미 곡 Rice	보리쌀 Wheat & barley	밀가루 Wheat flour	잡 곡 Misc grain	두 류 Pulses	서 류 Pota- toes	합 계 Total	미 곡 Rice	보리쌀 Wheat & barley
농 가 Farm		단위 : ℓ in : ℓ								
1975 11	0.768	0.477	0.163	0.011	0.006	0.046	0.065	597.0	381.6	124.7
12	0.779	0.444	0.158	0.011	0.009	0.081	0.076	603.1	355.2	120.9
1976 1	0.786	0.505	0.158	0.015	0.011	0.025	0.072	610.9	404.0	120.9
2	0.748	0.464	0.165	0.015	0.011	0.018	0.075	580.3	371.2	126.2
3	0.707	0.429	0.172	0.014	0.012	0.010	0.070	548.4	343.2	131.6
4	0.715	0.444	0.183	0.017	0.011	0.009	0.051	555.7	355.2	140.0
5	0.681	0.429	0.188	0.017	0.010	0.009	0.028	530.6	343.2	143.8
6	0.699	0.455	0.194	0.018	0.007	0.008	0.017	545.7	364.0	148.4
7	0.674	0.375	0.230	0.025	0.006	0.008	0.030	521.4	300.0	176.0
8	0.671	0.359	0.238	0.030	0.007	0.007	0.030	517.5	287.2	182.1
9	0.701	0.402	0.228	0.028	0.007	0.013	0.023	542.7	321.6	174.4
10	0.689	0.440	0.177	0.016	0.004	0.009	0.043	536.1	352.0	135.4
평 균 Average	0.718	0.435	0.188	0.018	0.009	0.020	0.048	557.4	348.0	143.8
비 농 가 Non-farm										
1975 11	0.539	0.399	0.087	0.018	0.001	0.022	0.012	421.4	319.2	66.6
12	0.531	0.401	0.080	0.019	0.001	0.022	0.008	415.4	320.8	61.2
1976 1	0.566	0.442	0.077	0.028	0.002	0.011	0.006	441.8	353.6	58.9
2	0.523	0.402	0.077	0.025	0.005	0.011	0.003	408.5	321.6	58.9
3	0.524	0.396	0.090	0.024	0.002	0.008	0.004	409.2	316.8	68.9
4	0.532	0.404	0.093	0.025	0.002	0.005	0.003	415.5	323.2	71.1
5	0.510	0.390	0.093	0.020	0.001	0.004	0.002	399.3	312.0	71.1
6	0.524	0.388	0.095	0.024	0.001	0.003	0.013	408.4	310.4	72.7
7	0.510	0.371	0.097	0.026	0.001	0.003	0.012	396.7	296.8	74.2
8	0.506	0.369	0.095	0.028	0.001	0.003	0.010	393.3	295.2	72.7
9	0.534	0.395	0.089	0.028	0.001	0.007	0.014	415.3	316.0	68.1
10	0.511	0.381	0.088	0.022	0.001	0.003	0.016	398.4	304.8	67.3
평 균 Average	0.526	0.395	0.088	0.024	0.002	0.008	0.009	410.3	316.0	67.3

## 양곡소비량 (농가·비농가)

by month RY '76(Farm · Non-Farm)

밀가루 Wheat flour	잡곡 Misc grain	두류 Pulses	서류 Potatoes	합계 Total	미곡 Rice	보리쌀 Wheat & barley	밀가루 Wheat flour	잡곡 Misc grain	두류 Pulses	서류 Potatoes	
단위 : g in : g											단위 : 홉 in : Hop
6.1	4.7	34.4	45.5	4.257	2.644	0.904	0.061	0.033	0.255	0.360	
6.1	7.1	60.6	53.2	4.318	2.461	0.876	0.061	0.050	0.449	0.421	
8.2	8.7	18.7	50.4	4.357	2.799	0.876	0.083	0.061	0.139	0.399	
8.2	8.7	13.5	52.5	4.147	2.572	0.915	0.083	0.061	0.100	0.416	
7.7	9.4	7.5	49.0	3.919	2.378	0.953	0.078	0.067	0.055	0.388	
9.4	8.7	6.7	35.7	3.964	2.461	1.015	0.094	0.061	0.050	0.283	
9.4	7.9	6.7	19.6	3.775	2.378	1.042	0.094	0.056	0.050	0.155	
9.9	5.5	6.0	11.9	3.875	2.522	1.076	0.100	0.039	0.044	0.094	
13.7	4.7	6.0	21.0	3.736	2.079	1.275	0.139	0.033	0.044	0.166	
16.5	5.5	5.2	21.0	3.719	1.990	1.319	0.166	0.039	0.039	0.166	
15.4	5.5	9.7	16.1	3.886	2.228	1.264	0.155	0.039	0.072	0.128	
8.8	3.1	6.7	30.1	3.819	2.439	0.981	0.089	0.022	0.050	0.238	
<b>9.9</b>	<b>7.1</b>	<b>15.0</b>	<b>33.6</b>	<b>3.980</b>	<b>2.411</b>	<b>1.042</b>	<b>0.100</b>	<b>0.050</b>	<b>0.111</b>	<b>0.266</b>	
9.9	0.8	16.5	8.4	2.988	2.212	0.482	0.100	0.006	0.122	0.066	
10.5	0.8	16.5	5.6	2.944	2.223	0.444	0.105	0.006	0.122	0.044	
15.4	1.5	8.2	4.2	3.137	2.450	0.427	0.155	0.011	0.061	0.033	
13.8	3.9	8.2	2.1	2.899	2.228	0.427	0.138	0.028	0.061	0.017	
13.2	1.5	6.0	2.8	2.905	2.915	0.499	0.133	0.011	0.045	0.022	
13.8	1.5	3.8	2.1	2.949	2.240	0.515	0.138	0.011	0.028	0.017	
11.0	0.8	3.0	1.4	2.827	2.162	0.515	0.111	0.006	0.022	0.011	
13.2	0.8	2.2	9.1	2.905	2.151	0.527	0.133	0.005	0.017	0.072	
14.3	0.8	2.2	8.4	2.827	2.057	0.538	0.144	0.005	0.017	0.066	
15.4	0.8	2.2	7.0	2.805	2.046	0.527	0.155	0.006	0.016	0.055	
15.4	0.8	5.2	9.8	2.960	2.190	0.493	0.155	0.005	0.039	0.078	
12.1	0.8	2.2	11.2	2.833	2.112	0.488	0.122	0.006	0.016	0.089	
<b>13.2</b>	<b>1.5</b>	<b>6.0</b>	<b>6.3</b>	<b>2.916</b>	<b>2.190</b>	<b>0.488</b>	<b>0.133</b>	<b>0.011</b>	<b>0.044</b>	<b>0.050</b>	

3 — 1 RY '77 월별 1인 1일당  
Food grain consumption per capita per day

년 월 Year Month	합 계 Total	미 곡 Rice	보리쌀 Wheat & barley	밀가루 Wheat flour	잡 곡 Misc grain	두 류 Pulses	서 류 Potatoes	합 계 Total	미 곡 Rice	보리쌀 Wheat & barley
농 가 Farm		단위 : l in : l								
1976 11	0.744	0.463	0.152	0.013	0.005	0.047	0.064	584.1	370.4	116.3
12	0.745	0.454	0.149	0.011	0.008	0.053	0.070	585.2	363.2	114.0
1977 1	0.692	0.467	0.158	0.011	0.010	0.013	0.033	543.6	373.3	120.6
2	0.799	0.571	0.155	0.017	0.012	0.020	0.024	627.7	456.7	118.2
3	0.657	0.452	0.149	0.012	0.009	0.009	0.026	516.3	361.5	113.8
4	0.659	0.457	0.160	0.016	0.008	0.006	0.012	517.7	365.8	122.5
5	0.648	0.456	0.156	0.018	0.008	0.006	0.004	508.1	364.5	119.7
6	0.681	0.486	0.160	0.017	0.006	0.005	0.007	535.3	388.9	122.5
7	0.636	0.405	0.179	0.021	0.006	0.007	0.018	496.2	323.7	137.1
8	0.636	0.391	0.189	0.025	0.006	0.007	0.018	495.6	312.7	144.8
9	0.694	0.459	0.176	0.027	0.004	0.015	0.013	541.2	366.9	134.6
10	0.677	0.499	0.122	0.014	0.003	0.011	0.028	533.7	399.1	93.6
평 균 Average	0.689	0.463	0.159	0.017	0.007	0.017	0.026	540.4	370.6	121.5
비 농 가 Non-farm										
1976 11	0.535	0.403	0.080	0.020	0.001	0.017	0.014	417.9	322.4	61.2
12	0.528	0.405	0.070	0.022	0.001	0.022	0.008	412.6	324.0	53.6
1977 1	0.521	0.408	0.071	0.026	0.002	0.011	0.003	406.2	326.4	53.6
2	0.585	0.460	0.071	0.038	0.003	0.011	0.002	455.3	367.9	54.2
3	0.555	0.425	0.078	0.035	0.005	0.010	0.002	431.2	339.8	59.7
4	0.565	0.430	0.083	0.044	0.002	0.005	0.001	438.7	343.9	63.7
5	0.540	0.416	0.079	0.037	0.002	0.004	0.002	418.9	332.6	60.3
6	0.552	0.422	0.079	0.035	0.001	0.004	0.011	430.7	337.8	60.2
7	0.518	0.398	0.070	0.033	0.001	0.004	0.012	403.3	318.7	53.4
8	0.516	0.397	0.065	0.037	0.001	0.004	0.012	401.2	317.7	50.1
9	0.545	0.423	0.061	0.038	0.001	0.008	0.014	422.6	338.2	46.5
10	0.514	0.413	0.052	0.031	0.001	0.005	0.012	401.6	330.2	40.1
평 균 Average	0.540	0.417	0.072	0.033	0.002	0.009	0.007	420.0	333.3	54.7



양곡소비량 (농가·비농가)  
by month RY '77(Farm·Non-Farm)

밀가루 Wheat flour	잡곡 Misc grain	두류 Pulses	서류 Potatoes	합계 Total	미곡 Rice	보리쌀 Wheat & barley	밀가루 Wheat flour	잡곡 Misc grain	두류 Pulses	서류 Potatoes
			단위 : g in : g							단위 : 홉 in : Hop
7.2	3.9	35.2	51.1	4.124	2.567	0.843	0.072	0.028	0.260	0.354
6.1	6.3	39.6	56.0	4.130	2.517	0.826	0.062	0.044	0.293	0.388
6.1	7.8	9.4	26.4	3.836	2.589	0.876	0.061	0.055	0.072	0.183
9.5	9.1	15.3	18.9	4.429	3.165	0.859	0.094	0.067	0.111	0.133
6.5	7.2	6.8	20.5	3.642	2.506	0.826	0.066	0.050	0.050	0.144
9.0	6.0	4.7	9.7	3.653	2.533	0.887	0.089	0.044	0.033	0.067
10.1	6.1	4.6	3.1	3.592	2.528	0.865	0.100	0.044	0.033	0.022
9.3	4.9	4.1	5.6	3.775	2.694	0.887	0.094	0.033	0.028	0.390
11.5	4.6	5.0	14.3	3.526	2.245	0.992	0.117	0.033	0.039	0.100
14.0	4.9	5.0	14.2	3.526	2.167	1.048	0.139	0.033	0.039	0.100
14.6	3.4	11.0	10.7	3.847	2.544	0.976	0.150	0.022	0.083	0.072
7.9	2.4	8.0	22.7	3.753	2.766	0.676	0.078	0.017	0.061	0.155
<b>9.3</b>	<b>5.5</b>	<b>12.4</b>	<b>21.1</b>	<b>3.819</b>	<b>2.568</b>	<b>0.880</b>	<b>0.094</b>	<b>0.039</b>	<b>0.092</b>	<b>0.146</b>
11.0	0.8	12.7	9.8	2.966	2.234	0.443	0.111	0.006	0.094	0.078
12.1	0.8	16.5	5.6	2.927	2.245	0.388	0.122	0.006	0.122	0.044
14.3	1.6	8.2	2.1	2.888	2.262	0.393	0.144	0.011	0.061	0.017
21.1	2.3	7.9	1.9	3.243	2.550	0.393	0.211	0.017	0.061	0.011
19.2	3.9	7.3	1.3	3.077	2.356	0.433	0.194	0.028	0.055	0.011
24.2	1.7	4.1	1.1	3.132	2.384	0.460	0.244	0.011	0.028	0.005
20.3	1.5	2.9	1.3	2.993	2.306	0.438	0.205	0.011	0.022	0.011
19.5	1.0	3.2	9.0	3.060	2.339	0.438	0.194	0.006	0.022	0.061
17.9	0.9	3.2	9.2	2.871	2.206	0.388	0.183	0.005	0.022	0.067
20.4	0.7	3.0	9.3	2.860	2.201	0.360	0.205	0.005	0.022	0.067
20.8	0.6	5.7	10.8	3.021	2.345	0.338	0.211	0.005	0.044	0.078
17.2	0.5	3.8	9.8	2.849	2.289	0.288	0.172	0.005	0.028	0.067
<b>18.2</b>	<b>1.4</b>	<b>6.5</b>	<b>5.9</b>	<b>2.993</b>	<b>2.312</b>	<b>0.398</b>	<b>0.183</b>	<b>0.011</b>	<b>0.050</b>	<b>0.039</b>

3 — 1 RY '78 월별 1인 1일당  
Food grain consumption per capita per day

년 월 Year Month	합 계 Total	미 곡 Rice	보리쌀 Wheat & barley	밀가루 Wheat flour	잡 곡 Misc grain	두 류 Pulses	서 류 Pota- toes	합 계 Total	미 곡 Rice	보리쌀 Wheat & barley
농 가 Farm		단위 : ℓ in : ℓ								
1977 11	0.753	0.522	0.110	0.015	0.006	0.052	0.048	591.0	417.3	84.5
12	0.755	0.499	0.103	0.013	0.006	0.081	0.053	592.9	399.0	78.9
1978 1	0.693	0.494	0.106	0.014	0.007	0.025	0.047	546.2	395.0	81.1
2	0.791	0.592	0.102	0.022	0.010	0.030	0.035	622.5	473.8	77.8
3	0.664	0.482	0.113	0.017	0.006	0.011	0.035	523.0	385.3	86.6
4	0.685	0.499	0.118	0.020	0.007	0.009	0.032	538.1	399.2	90.6
5	0.650	0.487	0.115	0.019	0.005	0.009	0.015	511.2	389.8	88.3
6	0.676	0.517	0.119	0.019	0.005	0.009	0.007	531.4	413.2	91.3
7	0.635	0.455	0.137	0.022	0.004	0.007	0.010	497.3	364.3	104.7
8	0.635	0.446	0.142	0.026	0.005	0.007	0.009	495.8	356.5	108.3
9	0.675	0.493	0.132	0.026	0.003	0.015	0.006	528.5	394.1	101.2
10	0.669	0.505	0.108	0.016	0.002	0.014	0.024	526.9	404.2	82.7
평 균 Average	0.690	0.499	0.117	0.019	0.006	0.022	0.027	542.1	399.3	89.7
비 농 가 Non-farm										
1977 11	0.542	0.444	0.044	0.027	0.001	0.019	0.007	423.8	355.1	33.5
12	0.538	0.441	0.038	0.027	0.001	0.024	0.007	422.3	353.1	29.5
1978 1	0.541	0.449	0.043	0.031	0.002	0.011	0.005	423.8	358.8	33.6
2	0.589	0.489	0.039	0.035	0.005	0.017	0.005	459.4	390.9	30.2
3	0.533	0.445	0.042	0.031	0.002	0.009	0.004	415.6	356.1	32.1
4	0.552	0.457	0.043	0.039	0.002	0.008	0.003	429.9	365.5	32.8
5	0.522	0.441	0.040	0.031	0.002	0.006	0.002	408.0	352.7	30.6
6	0.522	0.441	0.039	0.030	0.001	0.006	0.005	408.8	353.0	30.2
7	0.498	0.413	0.038	0.034	0.001	0.006	0.006	388.4	330.1	29.4
8	0.502	0.416	0.037	0.036	0.001	0.005	0.007	391.7	332.9	28.1
9	0.526	0.440	0.032	0.034	0.001	0.009	0.010	410.5	352.3	24.3
10	0.510	0.429	0.030	0.027	0.001	0.008	0.015	399.8	343.5	23.2
평 균 Average	0.532	0.442	0.039	0.032	0.002	0.011	0.006	415.2	353.7	29.8

양곡소비량(농가·비농가)  
by month RY '78(Farm·Non-Farm)

밀가루 Wheat flour	잡곡 Misc grain	두류 Pulses	서류 Potatoes	합계 Total	미곡 Rice	보리쌀 Wheat & barley	밀가루 Wheat flour	잡곡 Misc grain	두류 Pulses	서류 Potatoes
			단위 : g in : g						단위 : 홉 in : Hop	
8.1	4.4	38.7	38.0	4.174	2.894	0.610	0.083	0.033	0.288	0.266
7.2	4.9	60.7	42.2	4.185	2.766	0.571	0.072	0.033	0.449	0.294
7.8	5.9	18.9	37.5	3.842	2.738	0.588	0.078	0.039	0.139	0.260
12.1	8.2	22.6	28.0	4.385	3.282	0.566	0.122	0.055	0.166	0.194
9.4	5.1	8.6	28.0	3.681	2.672	0.626	0.094	0.033	0.062	0.194
10.8	5.2	6.8	25.5	3.797	2.766	0.654	0.111	0.039	0.050	0.177
10.6	4.2	6.6	11.7	3.603	2.700	0.638	0.105	0.028	0.049	0.083
10.6	4.1	6.7	5.5	3.747	2.866	0.659	0.105	0.028	0.050	0.039
12.2	2.9	5.6	7.6	3.520	2.522	0.760	0.122	0.022	0.039	0.055
14.2	4.2	5.4	7.2	3.520	2.472	0.787	0.144	0.028	0.039	0.050
14.2	2.6	11.3	5.1	3.742	2.733	0.732	0.144	0.017	0.083	0.033
8.8	1.9	10.1	19.2	3.709	2.799	0.599	0.089	0.011	0.078	0.133
<b>10.5</b>	<b>4.5</b>	<b>16.8</b>	<b>21.3</b>	<b>3.825</b>	<b>2.766</b>	<b>0.649</b>	<b>0.105</b>	<b>0.033</b>	<b>0.122</b>	<b>0.150</b>
14.9	0.9	14.1	5.3	3.005	2.461	0.244	0.150	0.006	0.105	0.039
14.6	1.0	18.3	5.8	2.982	2.445	0.210	0.150	0.005	0.133	0.039
17.1	1.4	8.6	4.3	2.999	2.489	0.238	0.172	0.011	0.061	0.028
19.2	3.8	12.4	2.9	3.265	2.711	0.216	0.194	0.028	0.094	0.022
16.9	1.3	6.2	3.0	2.955	2.467	0.233	0.172	0.011	0.050	0.022
21.4	1.4	6.0	2.8	3.060	2.534	0.238	0.216	0.011	0.044	0.017
17.3	1.2	4.4	1.8	2.894	2.445	0.222	0.172	0.011	0.033	0.011
16.6	0.8	4.2	4.0	2.894	2.445	0.216	0.166	0.006	0.033	0.028
18.5	0.9	4.3	5.2	2.761	2.289	0.211	0.189	0.006	0.033	0.033
19.9	1.1	4.1	5.6	2.783	2.306	0.205	0.199	0.006	0.028	0.039
18.6	0.7	6.6	8.0	2.916	2.439	0.177	0.189	0.006	0.050	0.055
14.7	0.5	5.9	12.0	2.827	2.378	0.166	0.150	0.006	0.044	0.083
<b>17.5</b>	<b>1.3</b>	<b>7.9</b>	<b>5.0</b>	<b>2.949</b>	<b>2.450</b>	<b>0.216</b>	<b>0.178</b>	<b>0.011</b>	<b>0.061</b>	<b>0.033</b>

3 — 1 RY 1'79 월별 1인 1일당  
Food grain consumption per capita per day

년 월 Year Month	합 계 Total	미 곡 Rice	보리쌀 Wheat & barley	밀가루 Wheat flour	잡 곡 Misc grain	두 류 Pulses	서 류 Pota- toes	합 계 Total	미 곡 Rice	보리쌀 Wheat & barley
농 가 Farm										
단위 : ℓ in : ℓ										
1978 11	0.736	0.523	0.097	0.015	0.003	0.060	0.038	577.7	418.4	74.7
12	0.741	0.501	0.092	0.014	0.003	0.087	0.044	583.6	401.0	70.9
1979 1	0.767	0.584	0.086	0.022	0.004	0.026	0.045	605.3	467.9	65.9
2	0.719	0.538	0.096	0.016	0.004	0.015	0.050	568.4	430.7	74.1
3	0.669	0.499	0.096	0.018	0.002	0.011	0.043	528.7	399.6	73.8
4	0.665	0.511	0.092	0.019	0.002	0.010	0.031	524.8	409.1	71.1
5	0.654	0.509	0.099	0.019	0.002	0.010	0.015	514.4	407.1	76.3
6	0.670	0.532	0.102	0.020	0.001	0.008	0.007	528.0	425.6	78.4
7	0.637	0.477	0.120	0.021	0.002	0.006	0.011	499.0	381.5	91.5
8	0.633	0.459	0.127	0.026	0.003	0.007	0.011	494.9	366.9	97.3
9	0.651	0.482	0.128	0.023	0.002	0.007	0.009	509.7	385.8	97.6
10	0.693	0.540	0.097	0.020	0.001	0.017	0.018	545.6	432.1	74.7
평 균 Average	0.686	0.513	0.103	0.019	0.002	0.022	0.027	540.0	410.5	78.8
비 농 가 Non-farm										
1978 11	0.536	0.445	0.026	0.025	0.001	0.028	0.011	420.7	356.1	20.1
12	0.520	0.431	0.027	0.017	0.001	0.027	0.017	412.4	344.8	20.7
1979 1	0.552	0.475	0.023	0.033	0.001	0.012	0.008	431.6	379.6	17.5
2	0.532	0.465	0.023	0.025	0.004	0.010	0.005	417.7	371.1	17.8
3	0.511	0.443	0.026	0.028	0.001	0.007	0.006	400.6	354.5	20.0
4	0.517	0.449	0.027	0.026	0.001	0.010	0.004	403.2	359.2	20.9
5	0.504	0.439	0.030	0.026	0.001	0.006	0.002	395.6	351.4	23.0
6	0.510	0.439	0.029	0.028	0.001	0.005	0.008	400.0	351.5	22.5
7	0.502	0.426	0.031	0.029	0.001	0.006	0.009	392.6	341.2	23.6
8	0.500	0.426	0.030	0.029	0.001	0.004	0.010	392.8	340.9	23.6
9	0.513	0.433	0.032	0.029	0.001	0.004	0.014	402.0	346.9	24.5
10	0.517	0.442	0.026	0.028	0.001	0.008	0.012	405.6	353.6	19.8
평 균 Average	0.518	0.443	0.028	0.027	0.001	0.010	0.009	406.3	354.2	21.2

양곡소비량 (농가 · 비농가)  
by month RY '79 (Farm · Non-Farm)

밀가루	잡곡	두류	서류	합계	미곡	보리쌀	밀가루	잡곡	두류	서류
Wheat flour	Misc grain	Pulses	Potatoes	Total	Rice	Wheat & barley	Wheat flour	Misc grain	Pulses	Potatoes
			단위 : g in : g						단위 : 홉 in : Hop	
8.0	2.1	44.5	30.0	4.081	2.899	0.538	0.083	0.017	0.333	0.211
8.2	2.9	65.2	35.4	4.108	2.777	0.510	0.078	0.017	0.482	0.244
11.8	3.8	19.6	36.3	4.252	3.237	0.477	0.122	0.022	0.144	0.250
8.7	3.3	11.5	40.1	3.984	2.982	0.532	0.088	0.022	0.083	0.277
10.0	2.0	8.5	34.8	3.618	2.766	0.532	0.010	0.011	0.061	0.238
10.5	1.8	7.2	25.1	3.685	2.832	0.510	0.105	0.011	0.055	0.172
10.4	1.8	7.2	11.6	3.625	2.822	0.549	0.105	0.011	0.055	0.083
11.2	1.6	5.6	5.6	3.714	2.949	0.565	0.111	0.006	0.044	0.039
11.4	1.3	4.8	8.5	3.531	2.644	0.665	0.117	0.011	0.033	0.061
14.1	2.6	5.0	9.0	3.509	2.544	0.704	0.144	0.017	0.039	0.061
12.7	1.2	5.3	7.1	3.609	2.672	0.710	0.127	0.011	0.039	0.050
10.9	0.8	12.6	14.5	3.843	2.994	0.538	0.111	0.006	0.094	0.100
<b>10.7</b>	<b>2.1</b>	<b>16.4</b>	<b>21.5</b>	<b>3.803</b>	<b>2.844</b>	<b>0.571</b>	<b>0.105</b>	<b>0.011</b>	<b>0.122</b>	<b>0.150</b>
13.8	1.0	20.7	9.0	2.972	2.467	0.144	0.139	0.006	0.155	0.061
12.8	0.7	20.2	13.2	2.883	2.389	0.150	0.094	0.006	0.150	0.094
18.1	1.1	9.1	6.2	3.061	2.633	0.128	0.183	0.006	0.067	0.044
13.7	3.2	7.8	4.1	2.951	2.578	0.128	0.139	0.022	0.056	0.028
15.4	1.1	5.1	4.5	2.833	2.456	0.144	0.155	0.006	0.039	0.033
14.5	0.8	4.5	3.3	2.866	2.489	0.150	0.144	0.006	0.055	0.022
14.4	0.8	4.2	1.8	2.794	2.434	0.166	0.144	0.006	0.033	0.011
15.3	0.8	3.9	6.0	2.828	2.434	0.161	0.155	0.006	0.028	0.044
16.1	0.6	4.3	6.8	2.784	2.362	0.172	0.161	0.006	0.033	0.050
16.1	0.9	3.3	8.0	2.772	2.362	0.166	0.161	0.006	0.022	0.055
15.8	0.5	3.3	11.0	2.844	2.400	0.177	0.161	0.006	0.022	0.078
15.3	0.4	6.6	9.9	2.865	2.450	0.144	0.155	0.006	0.044	0.066
<b>15.1</b>	<b>1.0</b>	<b>7.8</b>	<b>7.0</b>	<b>2.872</b>	<b>2.456</b>	<b>0.155</b>	<b>0.150</b>	<b>0.006</b>	<b>0.055</b>	<b>0.050</b>

3 — 2 RY '70 용도별 1인 1일당  
Food grain consumption per capita per day

년 월 Year Month	합 계 Total	주 식 Main food	장 유 Sauces	제 병 Cakes	기 타 Others	합 계 Total	주 식 Main food
농 가 Farm		단위 : l in : l					
1969 11	0.859	0.753	0.017	0.048	0.041	667.6	585.2
12	0.832	0.699	0.075	0.032	0.026	645.0	541.9
1970 1	0.794	0.689	0.023	0.046	0.036	615.0	533.7
2	0.726	0.572	0.002	0.114	0.038	566.6	446.4
3	0.697	0.652	0.003	0.022	0.020	541.3	506.4
4	0.726	0.680	0.008	0.020	0.018	562.3	526.7
5	0.714	0.676	0.006	0.016	0.016	550.4	521.2
6	0.734	0.699	0	0.010	0.025	564.7	537.8
7	0.715	0.686	0	0.012	0.017	543.2	521.2
8	0.687	0.647	0	0.020	0.020	514.0	484.1
9	0.681	0.607	0.001	0.044	0.029	516.3	460.2
10	0.724	0.686	0.003	0.013	0.022	556.7	527.5
평 균 Average	0.741	0.671	0.011	0.033	0.026	570.3	516.0
비 농 가 Non-farm							
1969 11	0.605	0.580	0.010	0.011	0.004	477.6	457.9
12	0.624	0.584	0.025	0.013	0.002	493.0	461.3
1970 1	0.607	0.592	0.004	0.007	0.004	479.6	467.7
2	0.603	0.532	0.001	0.065	0.005	477.5	421.3
3	0.612	0.598	0.005	0.007	0.002	483.0	472.0
4	0.617	0.596	0.010	0.009	0.002	487.1	470.5
5	0.603	0.592	0.002	0.007	0.002	475.3	466.6
6	0.599	0.589	0	0.004	0.006	470.7	462.8
7	0.599	0.586	0	0.006	0.007	469.8	459.6
8	0.588	0.576	0	0.005	0.007	460.2	450.8
9	0.631	0.598	0	0.029	0.004	497.5	471.5
10	0.608	0.603	0	0.003	0.002	478.6	474.6
평 균 Average	0.608	0.585	0.005	0.014	0.004	479.2	461.4

## 양곡소비량 (농가·비농가)

by utilization RY '70 (Farm · Non-Farm)

장유	제병	기타	합계	주식	장유	제병	기타
Sauces	Cakes	Others	Total	Main food	Sauces	Cakes	Others
		단위 : g in : g					단위 : 홉 in : Hop
13.2	37.3	31.9	4.762	4.175	0.094	0.266	0.227
58.1	24.8	20.2	4.612	3.875	0.416	0.177	0.144
17.8	35.6	27.9	4.402	3.819	0.128	0.255	0.200
1.6	88.9	29.7	4.025	3.171	0.011	0.632	0.211
2.3	17.1	15.5	3.864	3.614	0.017	0.122	0.111
6.2	15.5	13.9	4.025	3.770	0.044	0.111	0.100
4.6	12.3	12.3	3.958	3.747	0.033	0.089	0.089
0	7.7	19.2	4.069	3.875	0	0.055	0.139
0	9.1	12.9	3.964	3.804	0	0.066	0.094
0	14.9	15.0	3.808	3.587	0	0.111	0.110
0.8	33.3	22.0	3.775	3.365	0.006	0.243	0.161
2.3	10.0	16.9	4.013	3.803	0.016	0.072	0.122
<b>8.9</b>	<b>25.6</b>	<b>19.8</b>	<b>4.106</b>	<b>3.717</b>	<b>0.064</b>	<b>0.183</b>	<b>0.142</b>
7.9	8.7	3.1	3.354	3.216	0.055	0.061	0.022
19.8	10.3	1.6	3.459	3.237	0.139	0.072	0.011
3.2	5.5	3.2	3.365	3.282	0.022	0.039	0.022
0.8	51.5	3.9	3.343	2.949	0.005	0.361	0.028
3.9	5.5	1.6	3.393	3.315	0.028	0.039	0.011
7.9	7.1	1.6	3.420	3.304	0.055	0.050	0.011
1.6	5.5	1.6	3.343	3.282	0.011	0.039	0.011
0	3.2	4.7	3.321	3.266	0	0.022	0.033
0	4.7	5.5	3.321	3.249	0	0.033	0.039
0	3.9	5.5	3.260	3.193	0	0.028	0.039
0	22.9	3.1	3.498	3.315	0	0.161	0.022
0	2.4	1.6	3.370	3.343	0	0.016	0.011
<b>3.8</b>	<b>10.9</b>	<b>3.1</b>	<b>3.371</b>	<b>3.246</b>	<b>0.026</b>	<b>0.077</b>	<b>0.022</b>

3 — 2 RY '71 용도별 1인 1일당  
Food grain consumption per capita per day

년 월 Year Month	합 계 Total	주 식 Main food	장 유 Sauces	제 병 Cakes	기 타 Othets	합 계 Total	주 식 Main food
농 가 Farm					단위 : ℓ in : ℓ		
1970 11	0.804	0.708	0.026	0.042	0.028	626.4	551.6
12	0.826	0.692	0.087	0.027	0.020	603.5	505.6
1971 1	0.821	0.650	0.008	0.118	0.045	638.1	505.2
2	0.698	0.649	0.001	0.035	0.013	544.2	506.0
3	0.700	0.660	0.006	0.019	0.015	541.5	510.6
4	0.705	0.663	0.011	0.020	0.011	546.2	513.7
5	0.682	0.648	0.004	0.020	0.010	526.4	500.2
6	0.708	0.673	0	0.013	0.022	543.9	517.0
7	0.698	0.668	0	0.012	0.018	530.9	508.1
8	0.692	0.654	0.003	0.018	0.017	518.0	489.6
9	0.687	0.652	0	0.013	0.022	518.2	491.8
10	0.743	0.665	0.003	0.047	0.028	572.6	512.5
평균 Average	0.730	0.665	0.013	0.032	0.020	559.1	509.3
비 농 가 Non - farm							
1970 11	0.638	0.612	0.018	0.007	0.001	504.3	483.8
12	0.647	0.613	0.024	0.009	0.001	510.1	483.3
1971 1	0.650	0.580	0.001	0.063	0.006	512.8	457.6
2	0.599	0.590	0.003	0.005	0.001	473.4	466.3
3	0.624	0.609	0.006	0.007	0.002	492.3	480.5
4	0.613	0.595	0.006	0.008	0.004	482.6	468.4
5	0.615	0.603	0.001	0.007	0.004	484.6	475.1
6	0.600	0.586	0	0.006	0.008	470.3	459.3
7	0.569	0.558	0	0.004	0.007	446.4	437.8
8	0.584	0.573	0	0.005	0.006	457.3	448.7
9	0.584	0.576	0	0.005	0.003	549.6	453.3
10	0.602	0.568	0	0.029	0.005	475.7	448.8
평균 Average	0.611	0.589	0.005	0.013	0.004	480.8	463.6



양곡소비량 (농가·비농가)  
by utilization RY '71 (Farm·Non-Farm)

장 유	제 병	기 타	합 계	주 식	장 유	제 병	기 타	
Sauces	Cakes	Others	Total	Main food	Sauces	Cakes	Others	
단위 : g in : g								단위: 홉 in : Hop
20.3	32.7	21.8	4.457	3.925	0.144	0.233	0.155	
63.6	19.7	14.6	4.579	3.836	0.482	0.150	0.111	
6.2	91.7	35.0	4.551	3.603	0.044	0.654	0.250	
0.8	27.3	10.1	3.869	3.598	0.005	0.194	0.072	
4.6	14.7	11.6	3.880	3.659	0.033	0.105	0.083	
8.5	15.5	8.5	3.908	3.675	0.061	0.111	0.061	
3.1	15.4	7.7	3.781	3.593	0.022	0.111	0.055	
0	10.0	16.9	3.925	3.731	0	0.072	0.122	
0	9.2	13.6	3.869	3.703	0	0.066	0.100	
2.2	13.5	12.7	3.836	3.625	0.017	0.100	0.094	
0	9.8	16.6	3.808	3.614	0	0.072	0.122	
2.3	36.3	21.5	4.119	3.686	0.017	0.261	0.155	
<b>9.3</b>	<b>24.6</b>	<b>15.9</b>	<b>4.048</b>	<b>3.687</b>	<b>0.069</b>	<b>0.177</b>	<b>0.115</b>	
14.2	5.5	0.8	3.537	3.393	0.100	0.039	0.005	
18.9	7.1	0.8	3.587	3.398	0.133	0.050	0.006	
0.8	49.7	4.7	3.603	3.215	0.006	0.349	0.033	
2.4	3.9	0.8	3.321	3.271	0.017	0.028	0.005	
4.7	5.5	1.6	3.459	3.376	0.033	0.039	0.011	
4.7	6.3	3.2	3.398	3.299	0.033	0.044	0.022	
0.8	5.5	3.2	3.409	3.343	0.005	0.039	0.022	
0	4.7	6.3	3.326	3.248	0	0.034	0.044	
0	3.1	5.5	3.154	3.093	0	0.022	0.039	
0	3.9	4.7	3.237	3.176	0	0.028	0.033	
0	3.9	2.4	3.237	3.193	0	0.028	0.016	
0	22.9	4.0	3.337	3.148	0	0.161	0.028	
<b>3.9</b>	<b>10.1</b>	<b>3.2</b>	<b>3.384</b>	<b>3.263</b>	<b>0.027</b>	<b>0.072</b>	<b>0.022</b>	

3 — 2 RY '72 용도별 1인 1일당  
Food grain consumption per capita per day

년 월 Year Month	합 계 Total	주 식 Main food	장 유 Sauces	제 병 Cakes	기 타 Others	합 계 Total	주 식 Main food	
농 가 Farm	단위 : l in : l							
1971 11	0.800	0.712	0.041	0.024	0.023	621.5	552.8	
12	0.801	0.685	0.075	0.022	0.019	621.6	531.5	
1972 1	0.740	0.682	0.019	0.024	0.015	574.4	529.3	
2	0.799	0.685	0.001	0.063	0.050	622.3	533.4	
3	0.699	0.665	0.004	0.017	0.013	541.8	515.4	
4	0.694	0.657	0.011	0.015	0.011	536.8	508.1	
5	0.700	0.668	0.002	0.018	0.012	541.5	516.7	
6	0.736	0.685	0	0.031	0.020	567.9	528.5	
7	0.714	0.680	0	0.019	0.015	542.9	517.1	
8	0.726	0.688	0.002	0.020	0.016	542.5	514.0	
9	0.741	0.683	0	0.031	0.027	565.3	521.0	
10	0.741	0.699	0.002	0.024	0.016	574.8	542.3	
평 균 Average	0.741	0.682	0.013	0.026	0.020	571.1	525.8	
비 농 가 Non - farm								
1971 11	0.628	0.583	0.021	0.022	0.002	495.8	460.8	
12	0.636	0.589	0.022	0.024	0.001	501.0	464.5	
1972 1	0.612	0.583	0.001	0.026	0.002	482.8	460.2	
2	0.641	0.570	0	0.066	0.005	504.3	449.3	
3	0.616	0.595	0.003	0.017	0.001	483.9	467.6	
4	0.621	0.597	0.005	0.018	0.001	487.2	468.6	
5	0.609	0.583	0.002	0.022	0.002	477.1	457.0	
6	0.598	0.574	0.002	0.019	0.003	468.1	449.6	
7	0.589	0.568	0	0.017	0.004	459.9	443.7	
8	0.589	0.568	0	0.018	0.003	448.9	431.3	
9	0.621	0.575	0.001	0.042	0.003	473.6	439.0	
10	0.593	0.574	0.001	0.017	0.001	455.4	439.5	
평 균 Average	0.612	0.579	0.005	0.026	0.002	478.2	452.6	

양곡소비량(농가·비농가)  
by utilization RY '72 (Farm · Non-Farm)

장 유	제 병	기 타	합 계	주 식 Main food	장 유	제 병	기 타	
Sauces	Cakes	Others	Total		Sauces	Cakes	Others	
단위 : g								단위 : 홉
in : g								in : Hop
31.9	18.8	18.0	4.435	3.947	0.227	0.133	0.128	
58.3	17.0	14.8	4.440	3.797	0.416	0.122	0.105	
14.8	18.6	11.7	4.102	3.781	0.105	0.133	0.083	
0.8	49.1	39.0	4.429	3.797	0.005	0.349	0.278	
3.1	13.2	10.1	3.875	3.687	0.022	0.094	0.072	
8.5	11.6	8.6	3.847	3.641	0.061	0.084	0.061	
1.6	13.9	9.3	3.880	3.703	0.011	0.100	0.066	
0	24.0	15.4	4.080	3.797	0	0.172	0.111	
0	14.4	11.4	3.958	3.770	0	0.105	0.083	
1.5	15.0	12.0	4.025	3.820	0.011	0.105	0.089	
0	23.7	20.6	4.108	3.787	0	0.171	0.150	
1.5	18.6	12.4	4.108	3.875	0.011	0.133	0.089	
<b>10.2</b>	<b>19.8</b>	<b>15.3</b>	<b>4.107</b>	<b>3.783</b>	<b>0.072</b>	<b>0.142</b>	<b>0.110</b>	
16.3	17.1	1.6	3.481	3.232	0.116	0.122	0.011	
17.1	18.6	0.8	3.526	3.266	0.122	0.133	0.005	
0.8	20.2	1.6	3.393	3.232	0.006	0.144	0.011	
0	51.1	3.9	3.553	3.159	0	0.366	0.028	
2.3	13.2	0.8	3.415	3.298	0.017	0.094	0.006	
3.9	13.9	0.8	3.443	3.310	0.028	0.100	0.005	
1.5	17.0	1.6	3.376	3.232	0.011	0.122	0.011	
1.5	14.7	2.3	3.315	3.182	0.011	0.105	0.017	
0	13.1	3.1	3.265	3.149	0	0.094	0.022	
0	15.1	2.5	3.265	3.149	0	0.100	0.016	
0.8	31.6	2.2	3.443	3.188	0.006	0.233	0.016	
0.8	14.3	0.8	3.287	3.181	0.005	0.095	0.006	
<b>3.8</b>	<b>20.0</b>	<b>1.8</b>	<b>3.397</b>	<b>3.215</b>	<b>0.027</b>	<b>0.142</b>	<b>0.013</b>	

3 — 2 RY '73 용도별 1인 1일당  
Food grain consumption per capita per day

년 월 Year Month	합 계 Total	주 식 Main food	장 유 Sauces	제 병 Cakes	기 타 Others	합 계 Total	주 식 Main food	
농 가 Farm	단위 : l in : l							
1972 11	0.811	0.667	0.029	0.032	0.083	628.1	517.6	
12	0.814	0.667	0.068	0.028	0.051	631.2	519.1	
1973 1	0.710	0.653	0.008	0.034	0.015	554.6	510.5	
2	0.722	0.659	0.003	0.047	0.013	565.4	516.8	
3	0.676	0.652	0.004	0.009	0.011	527.6	509.7	
4	0.680	0.661	0.004	0.007	0.008	531.0	517.2	
5	0.674	0.657	0	0.009	0.008	525.8	513.3	
6	0.700	0.687	0	0.003	0.010	545.5	536.1	
7	0.658	0.645	0	0.002	0.011	509.0	500.0	
8	0.649	0.637	0	0.004	0.008	500.0	491.8	
9	0.685	0.640	0	0.035	0.010	530.9	497.3	
10	0.695	0.672	0.002	0.005	0.016	543.2	525.9	
평 균 Average	0.706	0.658	0.010	0.018	0.020	549.4	512.9	
비 농 가 Non - farm								
1972 11	0.614	0.582	0.013	0.007	0.012	482.3	458.2	
12	0.615	0.574	0.016	0.011	0.014	484.3	452.9	
1973 1	0.626	0.593	0.001	0.025	0.007	487.1	462.7	
2	0.600	0.562	0.001	0.031	0.006	468.0	439.8	
3	0.579	0.564	0.003	0.007	0.005	450.5	440.5	
4	0.612	0.594	0.005	0.008	0.005	476.0	464.0	
5	0.602	0.590	0.002	0.006	0.004	467.8	460.0	
6	0.585	0.575	0	0.006	0.004	454.6	448.2	
7	0.582	0.570	0	0.004	0.008	451.8	443.7	
8	0.575	0.564	0	0.006	0.005	445.9	438.6	
9	0.600	0.561	0	0.030	0.009	467.2	438.6	
10	0.581	0.570	0.002	0.005	0.004	454.4	446.7	
평 균 Average	0.598	0.575	0.004	0.012	0.007	465.8	449.5	

양곡소비량 (농가·비농가)  
by utilization RY '73 (Farm · Non-Farm)

장 유	제 병	기 타	합 계	주 식 Main food	장 유	제 병	기 타
Sauces	Cakes	Others	Total		Sauces	Cakes	Others
		단위 : g					단위: 홉
		in : g					in : Hop
21.7	24.8	64.0	4.496	3.698	0.161	0.177	0.460
50.9	21.4	39.8	4.512	3.697	0.377	0.155	0.283
6.0	26.9	11.2	3.936	3.620	0.044	0.189	0.083
2.3	37.0	9.3	4.002	3.653	0.017	0.260	0.072
3.0	6.8	8.1	3.747	3.614	0.022	0.050	0.061
2.9	5.3	5.6	3.770	3.664	0.022	0.039	0.045
0	6.6	5.9	3.736	3.642	0	0.049	0.045
0	2.1	7.3	3.880	3.808	0	0.016	0.056
0	1.3	7.7	3.648	3.576	0	0.011	0.061
0	2.7	5.5	3.598	3.531	0	0.022	0.045
0	26.8	6.8	3.797	3.548	0	0.194	0.055
1.5	3.8	12.0	3.853	3.725	0.011	0.028	0.089
<b>7.4</b>	<b>13.8</b>	<b>15.3</b>	<b>3.915</b>	<b>3.648</b>	<b>0.055</b>	<b>0.099</b>	<b>0.113</b>
9.8	4.8	9.5	3.404	3.226	0.072	0.039	0.067
12.0	8.4	11.0	3.409	3.182	0.089	0.061	0.077
0.8	19.2	4.4	3.470	3.287	0.005	0.139	0.039
0.7	23.8	3.7	3.326	3.115	0.006	0.172	0.033
2.2	4.8	3.0	3.210	3.127	0.017	0.039	0.027
3.3	5.6	3.1	3.393	3.293	0.028	0.045	0.027
1.4	4.0	2.4	3.337	3.271	0.011	0.033	0.022
0	4.0	2.4	3.243	3.188	0	0.033	0.022
0	3.5	4.6	3.226	3.160	0	0.022	0.044
0	3.4	3.9	3.188	3.127	0	0.034	0.027
0	23.0	5.6	3.326	3.110	0	0.166	0.050
1.5	3.7	2.5	3.221	3.160	0.011	0.027	0.023
<b>2.6</b>	<b>9.0</b>	<b>4.7</b>	<b>3.313</b>	<b>3.187</b>	<b>0.020</b>	<b>0.068</b>	<b>0.038</b>

3 — 2 RY '74 용도별 1인 1일당  
Food grain consumption per capita per day

년 월 Year Month	합 계 Total	주 식 Main food	장 유 Sauces	제 병 Cakes	기 타 Others	합 계 Total	주 식 Main food	
농 가 Farm					단위 : l in : l			
1973	11	0.736	0.662	0.045	0.015	0.014	574.2	516.2
	12	0.718	0.658	0.041	0.009	0.010	559.9	512.9
1974	1	0.739	0.636	0.002	0.079	0.022	577.6	496.8
	2	0.724	0.701	0	0.016	0.007	566.0	547.9
	3	0.682	0.664	0.004	0.009	0.005	532.6	518.8
	4	0.699	0.681	0.005	0.008	0.005	546.1	531.9
	5	0.659	0.648	0.001	0.006	0.004	515.4	506.7
	6	0.685	0.678	0	0.002	0.005	536.8	531.4
	7	0.636	0.624	0.001	0.003	0.008	494.9	485.5
	8	0.644	0.631	0	0.006	0.007	498.2	488.2
	9	0.687	0.632	0	0.043	0.012	532.2	489.6
	10	0.665	0.653	0.001	0.004	0.007	518.1	508.8
평 Average	균	0.689	0.656	0.008	0.016	0.009	537.7	511.2
비 농 가 Non - farm								
1973	11	0.602	0.576	0.016	0.006	0.004	470.9	450.7
	12	0.599	0.579	0.007	0.010	0.003	468.2	452.3
1974	1	0.617	0.557	0.001	0.055	0.004	482.2	435.4
	2	0.600	0.589	0.002	0.007	0.002	470.8	462.3
	3	0.571	0.558	0.005	0.007	0.001	448.4	438.1
	4	0.595	0.577	0.009	0.007	0.002	467.3	453.3
	5	0.567	0.561	0.001	0.003	0.002	446.4	441.5
	6	0.576	0.569	0	0.004	0.003	452.5	447.1
	7	0.509	0.501	0	0.003	0.005	445.6	439.4
	8	0.555	0.548	0	0.003	0.004	435.1	429.4
	9	0.594	0.560	0	0.028	0.006	464.4	437.9
	10	0.560	0.553	0.002	0.003	0.002	439.6	434.3
평 Average	균	0.584	0.566	0.004	0.011	0.003	457.6	443.5

양곡소비량 (농가·비농가)  
by utilization RY '74 (Farm·Non-Farm)

장유	제병	기타	합계	주식	장유	제병	기타	
Sauces	Cakes	Others	Total	Main food	Sauces	Cakes	Others	
단위: 9								단위: 홉
in : 9								in : Hop
35.0	12.1	10.9	4.080	3.670	0.249	0.083	0.078	
31.9	7.3	7.8	3.980	3.648	0.227	0.050	0.055	
1.7	61.8	17.3	4.097	3.526	0.011	0.438	0.122	
0	12.4	5.7	4.013	3.886	0	0.088	0.039	
3.2	6.9	3.7	3.781	3.681	0.022	0.050	0.028	
3.8	6.6	3.8	3.874	3.775	0.027	0.044	0.028	
1.0	4.6	3.1	3.653	3.592	0.006	0.033	0.022	
0	1.6	3.8	3.797	3.758	0	0.011	0.028	
1.0	2.5	5.9	3.525	3.459	0.005	0.017	0.044	
0	4.5	5.5	3.570	3.498	0	0.033	0.039	
0	33.5	9.1	3.808	3.503	0	0.238	0.067	
1.0	3.1	5.2	3.687	3.620	0.006	0.022	0.039	
<b>6.6</b>	<b>13.1</b>	<b>6.8</b>	<b>3.822</b>	<b>3.635</b>	<b>0.046</b>	<b>0.092</b>	<b>0.049</b>	
12.2	4.7	3.3	3.337	3.193	0.089	0.033	0.022	
5.6	8.0	2.3	3.321	3.210	0.039	0.055	0.017	
1.0	42.9	2.9	3.420	3.088	0.006	0.305	0.021	
1.4	5.7	1.4	3.326	3.265	0.011	0.039	0.011	
4.0	5.4	0.9	3.165	3.093	0.028	0.039	0.005	
7.0	5.6	1.4	3.298	3.198	0.050	0.039	0.011	
0.9	2.2	1.8	3.143	3.110	0.006	0.016	0.011	
0	3.2	2.2	3.193	3.154	0	0.022	0.017	
0	2.2	4.0	3.154	3.110	0	0.016	0.028	
0	2.6	3.1	3.077	3.038	0	0.017	0.022	
0	21.8	4.7	3.293	3.105	0	0.155	0.033	
1.8	2.2	1.3	3.104	3.065	0.011	0.017	0.011	
<b>2.8</b>	<b>8.9</b>	<b>2.4</b>	<b>3.236</b>	<b>3.136</b>	<b>0.020</b>	<b>0.063</b>	<b>0.017</b>	

3 — 2 RY '75 용도별 1인 1일당  
Food grain consumption per capita per day

년 월 Year Month	합 계 Total	주 식 Main food	장 유 Sauces	제 병 Cakes	기 타 Others	합 계 Total	주 식 Main food	
농 가 Farm					단위 : ℓ in : ℓ			
1974	11	0.763	0.690	0.039	0.019	0.015	594.3	537.2
	12	0.727	0.659	0.036	0.019	0.013	565.2	512.1
1975	1	0.708	0.674	0.010	0.013	0.011	550.1	523.7
	2	0.822	0.700	0.001	0.098	0.023	640.6	545.8
	3	0.697	0.673	0.003	0.012	0.009	542.0	523.6
	4	0.722	0.699	0.003	0.011	0.009	561.9	543.9
	5	0.692	0.676	0.001	0.008	0.007	539.4	527.0
	6	0.706	0.691	0	0.005	0.010	552.4	540.8
	7	0.673	0.656	0	0.004	0.013	522.1	509.1
	8	0.667	0.657	0	0.004	0.006	515.4	507.7
	9	0.725	0.674	0	0.040	0.011	562.5	523.1
	10	0.692	0.676	0.001	0.005	0.010	539.6	527.2
평 균 Average		0.716	0.677	0.008	0.020	0.011	557.1	526.8
비 농 가 Non - farm								
1974	11	0.586	0.557	0.022	0.006	0.001	460.3	437.8
	12	0.561	0.544	0.007	0.008	0.002	441.0	427.8
1975	1	0.564	0.550	0.005	0.008	0.001	441.8	430.7
	2	0.613	0.548	0.003	0.055	0.007	478.3	427.6
	3	0.547	0.532	0.006	0.007	0.002	426.3	414.4
	4	0.551	0.533	0.009	0.007	0.002	429.4	415.2
	5	0.544	0.531	0.003	0.008	0.002	424.5	414.3
	6	0.541	0.529	0.001	0.006	0.005	421.4	412.1
	7	0.514	0.503	0	0.005	0.006	400.4	392.0
	8	0.508	0.499	0	0.004	0.005	395.5	388.4
	9	0.544	0.503	0	0.030	0.011	423.9	392.1
	10	0.514	0.503	0.002	0.005	0.004	400.9	392.1
평 균 Average		0.549	0.528	0.005	0.012	0.004	428.6	412.0



양곡소비량 (농가·비농가)  
by utilization RY '75 (Farm·Non-Farm)

장유	제병	기타	합계	주식	장유	제병	기타
Sauces	Cakes	Others	Total	Main food	Sauces	Cakes	Others
		단위: ♂ in : ♀					단위: 홉 in : Hop
30.3	14.9	11.9	4.229	3.825	0.216	0.105	0.083
28.2	14.7	10.2	4.030	3.653	0.200	0.105	0.072
7.7	9.9	8.8	3.925	3.736	0.056	0.072	0.061
0.7	76.2	17.9	4.557	3.880	0.006	0.543	0.128
2.2	9.2	7.0	3.863	3.731	0.016	0.066	0.050
2.3	8.4	7.3	4.003	3.875	0.017	0.061	0.050
0.5	6.5	5.4	3.836	3.747	0.006	0.044	0.039
0	3.9	7.7	3.913	3.830	0	0.028	0.055
0	3.1	9.9	3.731	3.637	0	0.022	0.072
0	3.1	4.6	3.697	3.642	0	0.022	0.033
0	31.0	8.4	4.019	3.736	0	0.222	0.061
0.5	3.8	8.1	3.836	3.747	0.006	0.028	0.055
<b>6.0</b>	<b>15.4</b>	<b>8.9</b>	<b>3.970</b>	<b>3.753</b>	<b>0.044</b>	<b>0.110</b>	<b>0.063</b>
17.0	4.6	0.9	3.248	3.088	0.122	0.033	0.005
5.3	6.2	1.7	3.110	3.016	0.039	0.044	0.011
4.0	6.2	0.9	3.127	3.049	0.028	0.044	0.006
2.4	43.0	5.3	3.398	3.038	0.016	0.305	0.039
4.7	5.5	1.7	3.033	2.949	0.034	0.039	0.011
6.9	5.6	1.7	3.055	2.955	0.050	0.039	0.011
2.5	6.4	1.3	3.016	2.944	0.017	0.044	0.011
0.9	4.6	3.8	2.999	2.932	0.006	0.033	0.028
0	4.0	4.4	2.849	2.788	0	0.028	0.033
0	3.2	3.9	2.816	2.766	0	0.022	0.028
0	23.3	8.5	3.016	2.788	0	0.167	0.061
1.6	4.0	3.2	2.850	2.788	0.011	0.028	0.023
<b>3.8</b>	<b>9.7</b>	<b>3.1</b>	<b>3.043</b>	<b>2.925</b>	<b>0.027</b>	<b>0.069</b>	<b>0.022</b>

3 — 2 RY '76 용도별 1인 1일당  
Food grain consumption per capita per day

년 월 Year Month	합 계 Total	주 식 Main food	장 유 Sauces	제 병 Cakes	기 타 Others	합 계 Total	주 식 Main food
농 가 Farm							
						단위 : ℓ in : ℓ	
1975 11	0.768	0.704	0.036	0.022	0.006	597.0	548.3
12	0.779	0.676	0.085	0.014	0.004	603.1	526.0
1976 1	0.786	0.676	0.002	0.098	0.010	610.9	524.5
2	0.748	0.725	0.004	0.016	0.003	580.3	562.8
3	0.707	0.689	0.006	0.009	0.003	548.4	535.4
4	0.715	0.700	0.004	0.010	0.001	555.7	544.4
5	0.681	0.672	-	0.007	0.002	530.6	523.7
6	0.699	0.692	-	0.005	0.002	545.7	540.5
7	0.674	0.667	-	0.005	0.002	521.4	516.6
8	0.671	0.664	-	0.005	0.002	517.5	511.9
9	0.701	0.657	-	0.041	0.003	542.7	508.1
10	0.689	0.681	0.001	0.005	0.002	536.1	530.1
평균 Average	0.718	0.684	0.011	0.020	0.003	557.4	531.0
비 농 가 Non - farm							
1975 11	0.539	0.508	0.017	0.011	0.003	421.4	399.1
12	0.531	0.501	0.014	0.013	0.003	415.4	392.7
1976 1	0.566	0.498	0.002	0.058	0.008	441.8	388.8
2	0.523	0.509	0.003	0.009	0.002	408.5	399.0
3	0.524	0.506	0.009	0.007	0.002	409.2	397.2
4	0.532	0.516	0.006	0.008	0.002	415.5	405.1
5	0.510	0.501	0.002	0.005	0.002	399.3	392.9
6	0.524	0.514	0.001	0.005	0.004	408.4	401.4
7	0.510	0.501	-	0.004	0.005	396.7	390.3
8	0.506	0.499	-	0.004	0.003	393.3	387.6
9	0.534	0.500	-	0.028	0.006	415.3	389.0
10	0.511	0.502	0.001	0.005	0.003	398.4	392.0
평균 Average	0.526	0.505	0.005	0.013	0.003	410.3	394.6

양곡소비량 (농가·비농가)  
by utilization RY '76 (Farm · Non-Farm)

장유 Sauces	제병 Cakes	기타 Others	합계 Total	주식 Main food	장유 Sauces	제병 Cakes	기타 Others
단위 : g in : g				단위 : 홉 in : Hop			
27.4	17.0	4.3	4.257	3.903	0.199	0.122	0.033
63.4	10.6	3.1	4.318	3.747	0.471	0.078	0.022
1.8	77.5	7.1	4.357	3.748	0.011	0.543	0.055
2.6	12.9	2.0	4.147	4.019	0.022	0.089	0.017
4.2	6.8	2.0	3.919	3.819	0.033	0.050	0.017
2.8	7.5	1.0	3.964	3.881	0.022	0.055	0.006
-	5.4	1.5	3.775	3.725	-	0.039	0.011
-	3.7	1.5	3.875	3.836	-	0.028	0.011
-	3.4	1.4	3.736	3.697	-	0.028	0.011
-	4.0	1.6	3.719	3.680	-	0.028	0.011
-	32.4	2.2	3.886	3.642	-	0.227	0.017
0.5	4.0	1.5	3.819	3.775	0.005	0.028	0.011
<b>8.6</b>	<b>15.4</b>	<b>2.4</b>	<b>3.980</b>	<b>3.789</b>	<b>0.064</b>	<b>0.109</b>	<b>0.018</b>
12.6	7.7	2.0	2.988	2.816	0.094	0.061	0.017
10.5	10.1	2.1	2.944	2.777	0.078	0.072	0.017
1.5	45.6	5.9	3.137	2.761	0.011	0.321	0.044
2.2	6.1	1.2	2.899	2.821	0.017	0.050	0.011
6.1	5.3	0.6	2.905	2.805	0.050	0.039	0.011
3.8	5.3	1.3	2.949	2.861	0.033	0.044	0.011
1.3	3.8	1.3	2.827	2.777	0.011	0.028	0.011
0.6	3.7	2.7	2.905	2.849	0.006	0.028	0.022
-	2.9	3.5	2.827	2.777	-	0.022	0.028
-	2.9	2.8	2.805	2.766	-	0.022	0.017
0.6	21.6	4.1	2.960	2.772	-	0.155	0.033
0.6	3.8	2.0	2.833	2.783	0.005	0.028	0.017
<b>3.3</b>	<b>9.9</b>	<b>2.5</b>	<b>2.916</b>	<b>2.799</b>	<b>0.028</b>	<b>0.072</b>	<b>0.017</b>

3 — 2 RY '77 용도 1인 1일당  
Food grain consumption per capita per

년 월 Year Month	합 계 Total	주 식 Main food	장 유 Sauces	제과제병 Cakes	기 타 Others	합 계 Total	주 식 Main food
농 가 Farm		단위 : ℓ in : ℓ					
1976. 11	0.744	0.690	0.035	0.014	0.005	584.1	544.6
12	0.745	0.684	0.039	0.020	0.002	585.2	537.9
1977. 1	0.692	0.673	0.005	0.013	0.001	543.6	529.0
2	0.799	0.682	0.001	0.112	0.004	627.7	537.0
3	0.657	0.638	0.002	0.016	0.001	516.3	500.6
4	0.659	0.641	0.005	0.012	0.001	517.7	505.0
5	0.648	0.631	0.002	0.013	0.002	508.1	495.0
6	0.681	0.671	-	0.008	0.002	535.3	528.2
7	0.636	0.628	-	0.006	0.002	496.2	490.0
8	0.636	0.626	-	0.008	0.002	495.6	487.9
9	0.694	0.642	-	0.050	0.002	541.2	501.0
10	0.677	0.664	0.001	0.010	0.002	533.7	523.6
평 균 Average	0.689	0.656	0.008	0.023	0.002	540.4	515.0
비 농 가 Non-farm							
1976. 11	0.535	0.511	0.013	0.009	0.002	417.9	400.6
12	0.528	0.495	0.015	0.017	0.001	412.6	387.3
1977. 1	0.521	0.504	0.006	0.010	0.001	406.2	393.4
2	0.585	0.517	0.002	0.062	0.004	455.3	402.1
3	0.555	0.538	0.007	0.009	0.001	431.2	419.4
4	0.565	0.538	0.018	0.008	0.001	438.7	420.7
5	0.540	0.525	0.006	0.008	0.001	418.9	408.4
6	0.552	0.542	0.001	0.007	0.002	430.7	422.1
7	0.518	0.511	-	0.004	0.003	403.3	397.4
8	0.516	0.509	-	0.006	0.001	401.2	396.1
9	0.545	0.510	-	0.034	0.001	422.6	394.2
10	0.514	0.506	0.001	0.007	-	401.6	394.8
평 균 Average	0.540	0.517	0.006	0.015	0.002	420.0	403.1

양곡소비량 (농가·비농가)  
day by utilization RY'77 (Farm. Non-Farm)

장 유	제과제병	기 타	합 계	주 식	장 유	제과제병	기 타
Sauces	Cakes	Others	Total	Main food	Sauces	Cakes	Others
		단위 : g in : g					단위 : 홉 in : Hop
25.2	11.0	3.3	4.124	3.825	0.194	0.077	0.028
29.9	15.8	1.6	4.130	3.792	0.216	0.111	0.011
3.7	10.1	0.8	3.836	3.731	0.028	0.072	0.005
0.7	86.9	3.1	4.429	3.781	0.005	0.621	0.022
1.6	13.3	0.8	3.642	3.537	0.011	0.089	0.005
3.5	8.4	0.8	3.653	3.553	0.028	0.066	0.006
1.5	10.3	1.3	3.592	3.498	0.011	0.072	0.011
-	5.5	1.6	3.775	3.720	-	0.044	0.011
-	4.6	1.6	3.526	3.482	-	0.033	0.011
-	6.1	1.6	3.526	3.470	-	0.045	0.011
-	38.8	1.4	3.847	3.559	-	0.277	0.011
0.8	7.7	1.6	3.753	3.681	0.006	0.055	0.011
<b>5.6</b>	<b>18.2</b>	<b>1.6</b>	<b>3.820</b>	<b>3.636</b>	<b>0.042</b>	<b>0.130</b>	<b>0.012</b>
9.7	6.9	0.7	2.966	2.833	0.072	0.050	0.011
11.2	13.3	0.8	2.927	2.744	0.083	0.094	0.006
4.5	7.7	0.6	2.888	2.794	0.033	0.055	0.006
1.6	48.6	3.0	3.243	2.866	0.011	0.344	0.022
4.2	6.8	0.8	3.077	2.982	0.039	0.050	0.006
10.8	6.5	0.7	3.132	2.982	0.100	0.044	0.006
3.1	6.3	1.1	2.993	2.910	0.033	0.044	0.006
0.9	5.6	2.1	3.060	3.005	0.005	0.039	0.011
-	3.3	2.6	2.871	2.832	-	0.022	0.017
-	4.0	1.1	2.860	2.822	-	0.033	0.005
-	27.3	1.1	3.021	2.827	-	0.188	0.006
1.0	5.6	0.2	2.849	2.805	0.005	0.039	-
<b>3.9</b>	<b>11.8</b>	<b>1.2</b>	<b>2.991</b>	<b>2.867</b>	<b>0.032</b>	<b>0.083</b>	<b>0.009</b>

3 — 2 RY '78 용도별 1인 1일당  
Food grain consumption per capita per

년 월 Year Month	합 계 Total	주 식 Main food	장 유 Sauces	제과제병 Cakes	기 타 Others	합 계 Total	주 식 Main food
농 가 Farm		단위 : ℓ in : ℓ					
77. 11	0.753	0.672	0.048	0.030	0.003	591.0	535.4
12	0.755	0.658	0.069	0.026	0.002	592.9	516.0
78. 1	0.693	0.651	0.013	0.026	0.003	546.2	516.3
2	0.791	0.669	0.003	0.110	0.009	622.5	529.6
3	0.664	0.638	0.006	0.018	0.002	523.0	504.5
4	0.685	0.662	0.006	0.015	0.002	538.1	522.8
5	0.650	0.637	-	0.011	0.002	511.2	500.0
6	0.676	0.663	-	0.009	0.004	531.4	523.6
7	0.635	0.621	-	0.007	0.007	497.3	487.3
8	0.635	0.624	-	0.008	0.003	495.8	488.0
9	0.675	0.626	-	0.047	0.002	528.5	487.8
10	0.669	0.653	0.003	0.011	0.002	526.9	515.9
평 균 Average	0.690	0.648	0.012	0.027	0.003	542.1	510.6
비 농 가 Non-farm							
77. 11	0.542	0.523	0.012	0.007	-	423.8	407.9
12	0.538	0.511	0.014	0.012	0.001	422.3	399.0
78. 1	0.541	0.521	0.004	0.016	-	423.8	408.4
2	0.589	0.514	0.002	0.068	0.005	459.4	401.5
3	0.533	0.518	0.005	0.009	0.001	415.6	404.4
4	0.552	0.526	0.014	0.012	-	429.9	411.9
5	0.522	0.509	0.002	0.010	0.001	408.0	397.3
6	0.522	0.513	0.001	0.007	0.001	408.8	401.1
7	0.498	0.488	-	0.006	0.004	388.4	380.6
8	0.502	0.493	-	0.006	0.003	391.7	385.4
9	0.526	0.491	-	0.033	0.002	410.5	383.9
10	0.510	0.500	0.002	0.008	-	399.8	391.8
평 균 Average	0.532	0.509	0.005	0.016	0.002	415.2	397.8

양곡소비량(농가·비농가)  
day by utilization RY'78(Farm. Non-Farm)

장 유	제과제병	기 타	합 계	주 식	장 유	제과제병	기 타
Sauces	Cakes	Others	Total	Main food	Sauces	Cakes	Other
		단위 : g in : g					단위 : 홉 in : Hop
298	23.1	2.7	4.174	3.725	0.266	0.166	0.017
52.3	22.8	1.8	4.185	3.647	0.383	0.144	0.011
9.7	18.1	2.1	3.842	3.609	0.072	0.144	0.017
1.5	84.7	6.7	4.385	3.709	0.017	0.609	0.050
4.1	13.5	0.9	3.681	3.537	0.033	0.100	0.011
3.7	11.1	0.5	3.797	3.670	0.033	0.083	0.011
0.6	9.3	1.3	3.603	3.531	-	0.061	0.011
0.3	6.1	1.4	3.747	3.675	-	0.050	0.022
-	5.0	5.0	3.520	3.442	-	0.039	0.039
-	6.0	1.8	3.520	3.459	-	0.044	0.017
0.1	38.6	2.0	3.742	3.470	-	0.261	0.011
2.4	7.5	1.1	3.709	3.620	0.017	0.061	0.011
<b>8.7</b>	<b>20.5</b>	<b>2.3</b>	<b>3.825</b>	<b>3.591</b>	<b>0.068</b>	<b>0.147</b>	<b>0.019</b>
9.0	6.6	0.3	3.005	2.899	0.067	0.039	-
11.0	11.2	1.1	2.982	2.833	0.077	0.066	0.006
2.8	12.0	0.6	2.999	2.888	0.022	0.089	-
1.5	53.7	2.7	3.265	2.849	0.012	0.376	0.028
3.5	7.0	0.7	2.955	2.871	0.028	0.050	0.006
8.2	9.2	0.6	3.060	2.916	0.078	0.066	-
1.8	7.6	1.3	2.894	2.822	0.011	0.055	0.006
0.8	5.1	1.8	2.894	2.844	0.006	0.038	0.006
0.1	3.9	3.8	2.761	2.706	-	0.033	0.022
-	4.3	2.0	2.783	2.733	-	0.033	0.017
0.2	25.5	0.9	2.916	2.722	-	0.183	0.011
1.9	5.8	0.3	2.827	2.772	0.011	0.044	-
<b>3.4</b>	<b>12.7</b>	<b>1.3</b>	<b>2.949</b>	<b>2.822</b>	<b>0.028</b>	<b>0.088</b>	<b>0.011</b>

3 — 2 RY '79 용도별 1인 1일당  
Food grain consumption per capita per

년 월 Year Month	합 계 Total	주 식 Main food	장 유 Sauces	제과제병 Cakes	기 타 Others	합 계 Total	주 식 Main food
<b>농 가</b> Farm		<b>단위 : l</b> <b>in : l</b>					
78. 11	0.736	0.664	0.043	0.027	0.002	577.7	521.9
12	0.741	0.645	0.073	0.021	0.002	583.6	511.6
79. 1	0.767	0.662	0.001	0.097	0.007	605.3	514.1
2	0.719	0.696	0.001	0.021	0.001	568.4	550.7
3	0.669	0.653	0.001	0.013	0.002	528.7	515.9
4	0.665	0.650	0.001	0.014	-	524.8	512.4
5	0.654	0.644	-	0.008	0.002	514.4	505.2
6	0.670	0.661	-	0.007	0.002	528.0	521.3
7	0.637	0.625	-	0.008	0.004	499.0	491.0
8	0.633	0.626	-	0.005	0.002	494.9	489.5
9	0.651	0.642	-	0.009	-	509.7	503.0
10	0.693	0.642	0.001	0.048	0.002	545.6	505.5
<b>평 균</b> Average	<b>0.686</b>	<b>0.651</b>	<b>0.010</b>	<b>0.023</b>	<b>0.002</b>	<b>540.0</b>	<b>511.8</b>
<b>비 농 가</b> Non-farm							
78. 11	0.536	0.503	0.020	0.013	-	420.7	394.8
12	0.520	0.482	0.018	0.020	-	412.4	383.5
79. 1	0.552	0.519	0.001	0.030	0.002	431.6	376.0
2	0.532	0.523	-	0.009	-	417.7	408.8
3	0.511	0.500	0.003	0.008	-	400.6	391.0
4	0.517	0.505	0.002	0.010	-	403.2	393.0
5	0.504	0.494	0.001	0.008	0.001	395.6	387.9
6	0.510	0.503	-	0.005	0.002	400.0	394.4
7	0.502	0.491	-	0.006	0.005	392.6	384.8
8	0.500	0.494	-	0.005	0.001	392.8	387.6
9	0.513	0.505	0.001	0.007	-	402.0	396.7
10	0.517	0.487	0.002	0.028	-	405.6	381.3
<b>평 균</b> Average	<b>0.518</b>	<b>0.501</b>	<b>0.004</b>	<b>0.012</b>	<b>0.001</b>	<b>406.3</b>	<b>390.0</b>



## 양곡소비량(농가·비농가)

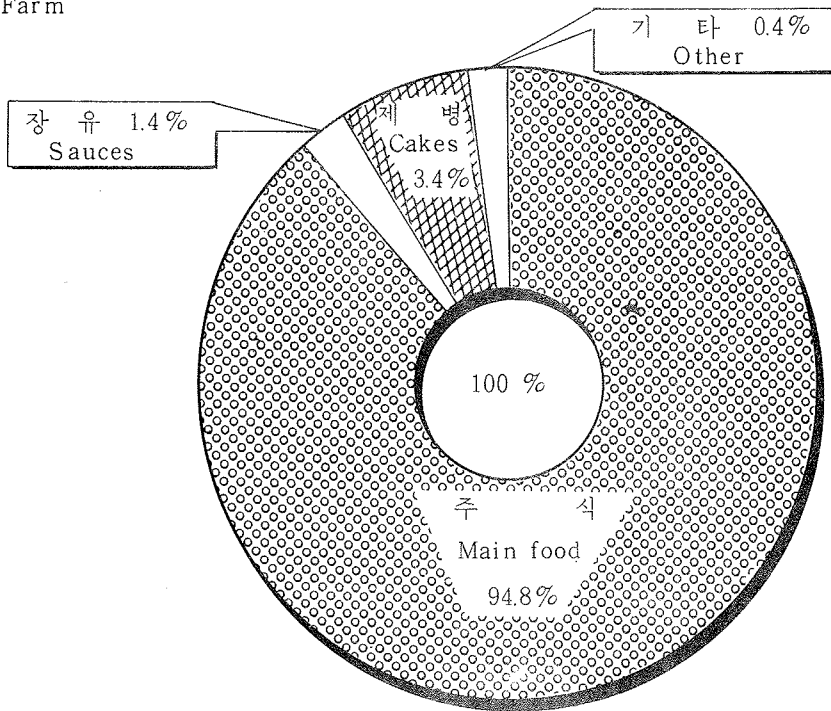
day by utilization RY'79(Farm. Non-Farm)

장 유	제과제병	기 타	합 계	주 식	장 유	제과제병	기 타
Sauces	Cakes	Others	Total	Main food	Sauces	Cakes	Others
		단위 : g in : g					단위 : 홉 in : Hop
33.0	21.3	1.5	4.081	3.682	0.238	0.150	0.011
54.4	16.4	1.2	4.108	3.576	0.405	0.116	0.011
0.9	84.9	5.4	4.252	3.669	0.006	0.538	0.039
0.9	15.9	0.9	3.984	3.858	0.005	0.116	0.005
1.1	10.4	1.3	3.618	3.530	0.005	0.072	0.011
0.9	10.9	0.6	3.685	3.603	0.005	0.077	-
0.8	7.1	1.3	3.625	3.570	-	0.044	0.011
-	5.2	1.5	3.714	3.664	-	0.039	0.011
-	4.6	3.4	3.531	3.465	-	0.044	0.022
-	3.7	1.7	3.509	3.470	-	0.028	0.011
0.3	5.8	0.6	3.609	3.559	-	0.050	-
0.8	37.3	2.0	3.843	3.560	0.006	0.266	0.011
<b>7.8</b>	<b>18.6</b>	<b>1.8</b>	<b>3.803</b>	<b>3.609</b>	<b>0.055</b>	<b>0.128</b>	<b>0.011</b>
14.8	10.7	0.4	2.972	2.789	0.111	0.072	-
13.3	15.1	0.5	2.883	2.672	0.100	0.111	-
1.0	52.8	1.8	3.061	2.877	0.006	0.167	0.011
1.3	7.1	0.5	2.951	2.900	-	0.051	-
2.0	7.1	0.5	2.833	2.772	0.017	0.044	-
1.6	7.8	0.8	2.866	2.800	0.011	0.055	-
1.3	5.8	0.6	2.794	2.738	0.006	0.044	0.006
0.2	3.8	1.6	2.828	2.789	-	0.028	0.011
0.1	4.2	3.5	2.784	2.722	-	0.034	0.028
0.1	3.6	1.5	2.772	2.738	-	0.028	0.006
0.6	4.5	0.2	2.844	2.799	0.006	0.039	-
1.3	22.5	0.5	2.865	2.699	0.011	0.155	-
<b>3.2</b>	<b>12.1</b>	<b>1.0</b>	<b>2.872</b>	<b>2.776</b>	<b>0.022</b>	<b>0.069</b>	<b>0.005</b>

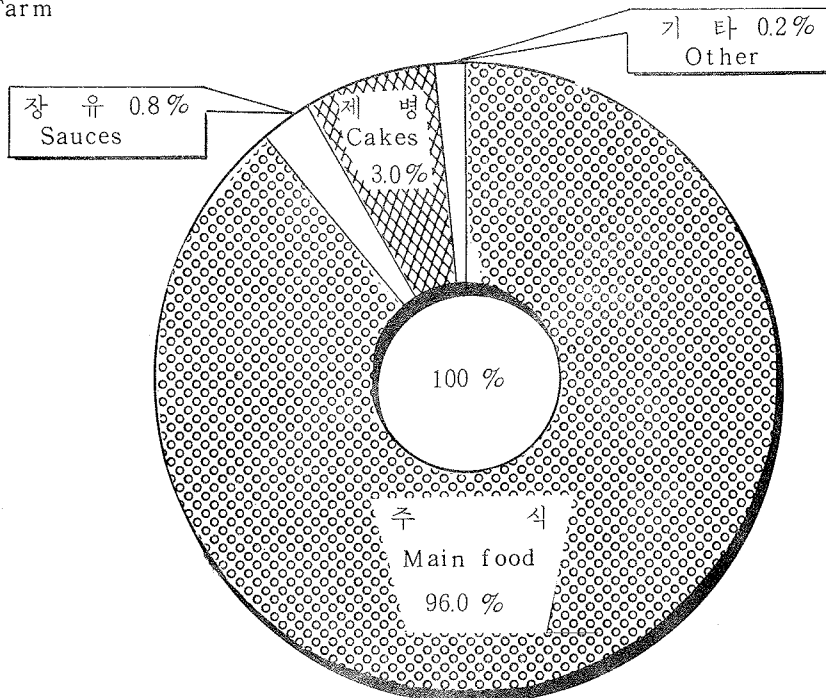
'79 용도별양곡소비량

Food grain consumption by utilization in RY '79

<농가>  
Farm



<비농가>  
Non-Farm



#### 4. 곡류별 월말 양곡재고량

Stock of grains at the end of  
each month by grain  
(RY'70~'79)

4. RY '70 곡류별 가구당  
Stock of grains per household by

년 월	합 계	미 곡	맥 류	잡 곡	두 류	서 류	
Year Month	Total	Rice	Wheat & barley	Misc grain	Pulses	Potatoes	
농 가						단위 : l	
Farm						in : l	
1969	11	1,687.80	1,183.29	237.52	47.82	67.82	151.35
	12	1,423.42	977.44	214.79	57.77	49.88	123.54
1970	1	1,212.74	833.80	203.11	34.96	39.00	101.87
	2	1,008.72	698.11	171.16	25.38	30.37	83.70
	3	917.28	645.35	161.59	26.36	36.14	47.84
	4	-	-	-	-	-	-
	5	534.3	375.2	113.4	14.9	21.2	9.6
	6	669.8	273.7	359.9	9.3	14.5	12.4
	7	770.20	186.61	529.53	4.09	11.85	38.12
	8	-	-	-	-	-	-
	9	499.65	121.02	351.97	1.11	5.97	19.58
	10	876.24	434.74	253.77	73.67	58.64	55.42
비 농 가						단위 : l	
Non - farm						in : l	
1969	11	83.22	54.22	18.70	1.00	2.38	6.92
	12	105.49	78.99	18.40	0.85	2.13	5.12
1970	1	90.83	69.24	15.21	0.77	1.47	4.14
	2	71.94	54.23	13.49	0.68	1.12	2.42
	3	71.39	51.19	15.18	0.65	1.25	3.12
	4	-	-	-	-	-	-
	5	61.1	45.2	14.2	0.5	1.0	0.2
	6	59.9	40.8	17.4	0.3	1.1	0.3
	7	61.32	37.73	21.38	0.19	1.20	0.82
	8	-	-	-	-	-	-
	9	46.16	34.49	10.88	0.05	0.54	0.20
	10	47.46	22.87	19.79	0.23	2.71	1.86

평균 양곡 재고량 (농가·비농가)  
grain RY '70 (Farm · Non-Farm)

합 계	미 곡	맥 류	잡 곡	두 류	서 류
Total	Rice	Wheat & barley	Misc grain	Pulses	Potatoes
9,356	6,559	1,317	265	376	839
7,891	5,418	1,191	320	277	685
6,723	4,622	1,126	194	216	565
5,592	3,870	949	141	168	464
5,085	3,578	896	146	200	265
-	-	-	-	-	-
2,962	2,080	629	82	118	53
3,713	1,517	1,995	52	80	69
4,270	1,035	2,935	23	66	211
-	-	-	-	-	-
2,770	671	1,951	6	33	109
4,857	2,410	1,407	408	325	307
단위 : 홉 in : Hop					
461	300	104	6	13	38
585	438	102	5	12	28
504	384	85	4	8	23
399	301	75	4	6	13
396	284	84	4	7	17
-	-	-	-	-	-
339	251	79	3	5	1
332	226	96	2	6	2
340	209	119	1	7	4
-	-	-	-	-	-
256	191	61	-	3	1
263	127	110	1	15	10

4. RY '71 곡류별 가구당  
Stock of grains per household by

년월 Year Moth	합계 Total	미곡 Rice	맥류 Wheat & barley	잡곡 Misc grain	두류 Pulses	서류 Potatoes
농가 Farm						단위 : ℓ in : ℓ
1970. 11	1,595.59	1,046.89	281.73	50.14	76.07	140.76
12	1,325.31	856.11	262.31	27.89	57.09	121.91
1971. 1	1,019.24	653.31	206.81	23.38	38.38	97.36
2	856.12	551.25	189.44	17.95	37.81	59.67
3	718.58	461.05	168.59	17.24	32.05	39.65
4	614.17	410.84	141.54	12.62	26.33	22.84
5	474.60	323.50	111.79	11.75	22.35	5.21
6	900.22	259.47	592.94	10.18	18.19	19.44
7	952.45	210.56	687.98	7.05	17.33	29.53
8	804.59	167.37	585.65	6.09	16.67	28.81
9	632.77	129.04	455.18	5.22	15.99	27.34
10	1,231.12	550.10	433.31	26.34	75.49	145.88
비농가 Non-farm						단위 : ℓ in : ℓ
1970. 11	79.86	45.77	19.96	1.00	3.53	9.60
12	77.61	55.04	16.25	1.76	2.32	2.24
1971. 1	66.71	51.56	11.92	0.46	1.60	1.17
2	62.28	45.40	9.51	0.84	1.83	4.70
3	77.75	57.48	15.93	0.59	2.06	1.69
4	73.39	54.70	15.80	0.47	1.78	0.64
5	66.16	48.85	15.17	0.38	1.49	0.27
6	72.76	44.57	25.77	0.37	1.32	0.73
7	70.44	40.62	26.38	0.33	1.28	1.83
8	65.24	37.68	24.79	0.34	1.16	1.27
9	64.04	37.65	23.61	0.32	1.24	1.22
10	70.54	41.95	21.05	1.06	3.00	3.48

평균 양곡 재고량 (농가·비농가)  
grain RY '71 (Farm · Non-Farm)

합 계 Total	미 곡 Rice	맥 류 Wheat & barley	잡 곡 Misc grain	두 류 Pules	서 류 Potatoes
					단위 : 홉 in : Hop
8,845	5,803	1,562	278	422	780
7,347	4,746	1,454	155	316	676
5,650	3,622	1,146	129	213	540
4,746	3,056	1,050	100	209	331
3,983	2,556	934	95	178	220
3,405	2,277	785	70	146	127
2,631	1,793	620	65	124	29
4,990	1,438	3,287	56	101	108
5,280	1,167	3,814	39	96	164
4,460	928	3,246	34	92	160
3,508	715	2,523	29	89	152
6,825	3,049	2,402	146	419	809
					단위 : 홉 in : Hop
443	254	111	5	20	53
430	305	90	10	13	12
370	286	66	3	9	6
345	251	53	5	10	26
431	319	88	3	12	9
407	303	88	3	10	3
367	271	84	2	8	2
403	247	143	2	7	4
390	225	146	2	7	10
362	209	138	2	6	7
355	209	131	2	7	6
391	232	117	6	17	19

4. RY '72 곡류별 가구당  
Stock of grains per household by

년 월 Year Month	합 계 Total	미 곡 Rice	맥 류 Wheat & barley	잡 곡 Misc grain	두 류 Pulses	서 류 Potatoes
농 가 Farm						단위 : l in : l
1971. 11	2,060.51	1,424.44	386.83	36.64	71.20	141.40
12	1,814.02	1,258.05	345.59	25.85	61.55	122.98
1972. 1	1,582.66	1,096.94	306.55	23.00	50.37	105.80
2	1,373.87	948.60	278.14	20.18	42.76	84.19
3	1,120.65	789.86	226.12	15.49	37.17	52.01
4	935.88	662.64	207.37	13.18	33.29	19.40
5	722.39	510.80	167.60	10.12	28.49	5.38
6	1,144.59	400.03	695.17	6.92	22.30	20.17
7	1,070.21	323.13	664.36	5.33	22.57	54.82
8	876.60	250.87	572.53	3.87	20.14	29.19
9	744.24	180.54	515.32	3.30	17.94	27.14
10	1,073.73	396.35	440.72	13.43	64.15	159.08
비 농 가 Non - farm						단위 : l in : l
1971. 11	92.24	64.52	20.22	1.12	3.08	3.30
12	95.57	67.27	20.25	0.82	3.46	3.77
1972. 1	85.04	58.07	20.64	0.55	3.35	2.43
2	82.90	54.96	22.40	0.60	2.90	2.04
3	79.62	54.01	21.02	0.47	2.77	1.35
4	77.26	50.54	23.11	0.41	2.59	0.61
5	77.29	48.94	25.01	0.47	2.65	0.22
6	79.67	43.63	33.11	0.34	2.29	0.30
7	84.13	41.29	35.27	0.31	2.24	5.02
8	72.83	37.02	32.30	0.22	2.05	1.24
9	67.13	35.70	27.88	0.25	1.85	1.45
10	74.86	39.56	26.98	0.35	3.19	4.78



평균 양곡 재고량 (농가·비농가)  
grain RY '72 (Farm · Non-Farm)

합 계 Total	미 곡 Rice	맥 류 Wheat & barley	잡 곡 Misc grain	두 류 Pulses	서 류 Potatoes
					단위 : 홉 in : Hop
11,422	7,896	2,144	203	395	784
10,056	6,974	1,916	143	341	682
8,773	6,081	1,699	128	279	586
7,616	5,258	1,542	112	237	467
6,212	4,379	1,253	86	206	288
5,188	3,673	1,149	73	185	108
4,005	2,832	929	56	158	30
6,345	2,217	3,854	38	124	112
5,933	1,791	3,683	30	125	304
4,859	1,390	3,174	21	112	162
4,127	1,001	2,857	18	100	151
5,952	2,197	2,443	74	356	882
					단위 : 홉 in : Hop
511	358	112	6	17	18
530	373	112	5	19	21
471	322	114	3	19	13
460	305	124	3	16	12
441	299	117	3	15	7
428	280	128	2	14	4
428	271	138	3	15	1
442	242	183	2	13	2
466	229	195	2	12	28
404	205	179	1	12	7
372	198	155	1	10	8
415	219	150	2	18	26

4. RY '73 곡류별 가구당  
Stock of grains per household by

년 월 Year Month	합 계 Total	미 곡 Rice	맥 류 Wheat & barley	잡 곡 Misc grain	두 류 Pulses	서 류 Potatoes
농 가 Farm						단위 : ℓ in : ℓ
1972. 11	2,415.22	1,531.98	482.51	66.09	130.11	204.53
12	2,534.70	1,742.97	448.05	55.41	114.89	173.38
1973. 1	2,177.08	1,473.96	406.72	49.33	97.20	149.87
2	1,929.50	1,288.07	379.93	43.63	89.38	128.49
3	1,603.70	1,067.23	342.80	38.90	79.56	75.21
4	1,405.18	962.19	304.34	34.16	71.56	32.93
5	1,148.52	810.11	229.91	31.56	62.69	14.25
6	1,598.02	685.22	797.17	28.64	51.16	35.83
7	1,398.11	560.89	717.61	26.00	44.11	49.50
8	1,130.67	420.13	610.15	16.71	34.58	49.10
9	992.77	306.73	553.35	27.65	51.33	53.71
10	2,335.72	1,469.32	487.11	51.45	128.88	198.96
비 농 가 Non - farm						단위 : ℓ in : ℓ
1972. 11	74.04	41.59	24.40	0.81	3.16	4.08
12	78.49	45.40	25.66	1.11	2.86	3.46
1973. 1	59.17	40.69	14.15	0.07	2.18	2.08
2	56.06	37.80	14.35	0.09	1.92	1.90
3	52.97	35.21	14.33	0.13	1.75	1.55
4	48.19	32.57	13.88	0.09	1.36	0.29
5	42.74	28.29	12.98	0.06	1.21	0.20
6	42.94	28.27	13.35	0.05	0.91	0.36
7	43.51	25.06	17.28	0.03	0.77	0.37
8	43.02	24.79	16.98	0.02	0.84	0.39
9	43.24	25.76	16.27	0.02	0.86	0.33
10	46.50	29.32	15.12	0.02	1.17	0.87

평균 양곡 재고량 (농가·비농가)  
grain RY '73 (Farm · Non-Farm)

합 계	미 곡	맥 류	잡 곡	두 류	서 류
Total	Rice	Wheat & barley	Misc grain	Pulses	Potatoes

단위 : 홉  
in : Hop

13,389	8,493	2,675	366	721	1,134
14,051	9,662	2,484	307	637	961
12,069	8,171	2,255	273	539	831
10,696	7,140	2,106	242	496	712
8,890	5,916	1,900	216	441	417
7,790	5,334	1,687	189	397	183
6,367	4,491	1,274	175	348	79
8,859	3,798	4,419	159	284	199
7,750	3,109	3,978	144	245	274
6,268	2,329	3,382	93	192	272
5,503	1,700	3,067	153	285	298
12,948	8,145	2,700	285	715	1,103

단위 : 홉  
in : Hop

410	231	135	4	17	23
435	252	142	6	16	19
328	226	78	-	12	12
311	210	80	-	11	10
294	195	79	1	10	9
268	181	77	-	8	2
237	157	72	-	7	1
238	157	74	-	5	2
241	139	96	-	4	2
238	137	94	-	5	2
240	143	90	-	5	2
258	163	84	-	6	5

4. RY '74 곡류별 가구당  
Stock of grains per household by

년 월 Year Month	합 계 Total	미 곡 Rice	맥 류 Wheat & barley	잡 곡 Misc grain	두 류 Pulses	서 류 Potatoes
농 가 Farm						단위 : ℓ in : ℓ
1973 11	2,762.14	1,972.73	439.83	58.83	141.30	149.45
12	2,487.38	1,762.02	408.35	57.33	125.98	133.70
1974 1	1,482.06	1,030.45	248.94	43.63	71.90	87.14
2	1,317.78	918.31	223.22	38.16	64.44	73.65
3	1,131.44	796.65	195.06	33.57	57.53	48.63
4	948.30	681.74	165.46	28.72	51.90	20.48
5	785.79	567.82	141.57	25.10	44.06	7.24
6	1,166.13	469.90	629.74	20.71	35.70	10.08
7	1,148.23	408.94	632.08	44.52	27.96	34.73
8	931.52	344.59	513.55	15.14	24.13	34.11
9	804.87	270.52	454.63	23.32	22.23	34.17
10	1,764.70	1,020.08	400.36	57.32	136.16	150.78
비 농 가 Non-farm						단위 : ℓ in : ℓ
1973 11	54.13	36.24	15.49	0.06	1.50	0.84
12	56.53	39.22	15.13	0.09	1.52	0.57
1974 1	56.37	38.70	15.41	0.05	1.25	0.96
2	49.10	36.66	11.61	0.07	0.76	0
3	46.88	35.63	10.66	0.09	0.50	0
4	50.46	39.14	10.75	0.04	0.53	0
5	46.81	35.26	11.01	0.06	0.48	0
6	44.49	32.65	11.35	0.05	0.39	0.05
7	40.15	27.16	11.50	0.02	0.33	1.14
8	38.81	25.33	13.05	0.01	0.31	0.11
9	38.68	25.43	12.80	0.02	0.24	0.19
10	37.89	25.52	11.14	0.02	0.54	0.67

평균 양곡 재고량 (농가·비농가)  
 grain RY '74 (Farm · Non-Farm)

합 계	미 곡	맥 류	잡 곡	두 류	서 류
Total	Rice	Wheat & barley	Misc grain	Pulses	Potatoes
					단위 : 홉 in : Hop
15,312	10,936	2,438	326	783	829
13,789	9,768	2,264	318	698	741
8,216	5,712	1,380	242	399	483
7,305	5,091	1,237	212	357	408
6,272	4,416	1,081	186	319	270
5,257	3,779	917	159	288	114
4,356	3,148	785	139	244	40
6,465	2,605	3,491	115	198	56
6,365	2,267	3,504	247	155	192
5,164	1,910	2,847	84	134	189
4,462	1,500	2,520	129	123	190
9,783	5,655	2,219	318	755	836
					단위 : 홉 in : Hop
300	201	86	0	8	5
313	217	84	1	8	3
312	215	85	0	7	5
272	203	65	0	4	0
260	198	59	0	3	0
280	217	60	0	3	0
259	195	61	0	3	0
246	181	63	0	3	0
223	151	64	0	2	6
215	140	72	0	2	1
214	141	71	0	1	1
210	141	62	0	3	4

4. RY '75 곡류별 가구당  
Stock of grains per household by

년 월 Year Month	합 계 Total	미 곡 Rice	맥 류 Wheat & barley	잡 곡 Misc grain	두 류 Pulses	서 류 Potatoes
농 가 Farm						단위 : ℓ in : ℓ
1974 11	2,646.09	1,907.69	352.80	67.38	146.15	172.07
12	2,320.46	1,678.53	327.79	51.52	116.02	146.60
1975 1	2,108.02	1,527.98	298.92	47.43	103.58	130.11
2	1,972.09	1,442.75	277.13	43.78	91.71	116.72
3	1,679.23	1,237.67	248.75	38.21	80.87	73.73
4	1,397.78	1,049.41	220.40	32.68	70.65	24.64
5	1,159.23	882.82	184.46	26.29	58.26	7.40
6	1,679.29	753.00	832.89	23.31	46.64	23.45
7	1,461.77	630.12	722.02	19.07	40.24	50.32
8	1,262.61	513.28	652.30	16.34	34.45	46.24
9	1,084.90	412.34	568.04	22.12	36.47	45.93
10	2,567.27	1,654.88	505.18	51.47	130.86	224.88
비 농 가 Non - farm						단위 : ℓ in : ℓ
1974 11	51.08	38.63	10.58	0.02	0.93	0.92
12	65.86	52.83	11.94	0.03	0.84	0.22
1975 1	65.92	50.23	14.12	0.15	1.20	0.22
2	65.80	48.92	15.70	0.14	0.89	0.15
3	60.90	45.02	14.89	0.13	0.73	0.13
4	61.56	46.31	14.37	0.11	0.72	0.05
5	55.08	41.17	13.26	0.10	0.52	0.03
6	52.73	37.55	14.38	0.07	0.37	0.36
7	50.31	34.28	14.96	0.04	0.33	0.70
8	44.79	28.80	15.01	0.02	0.30	0.66
9	40.33	25.17	14.18	0.02	0.30	0.66
10	43.77	28.92	13.28	0.04	0.55	0.98

평균 양곡 재고량 (농가·비농가)

grain RY '75 (Farm · Non-Farm)

합 계	미 곡	맥 류	잡 곡	두 류	서 류
Total	Rice	Wheat & barley	Misc grain	Pulses	Potatoes
					단위 : 홉 in : Hop
14,669	10,575	1,956	374	810	945
12,863	9,305	1,817	285	643	813
11,686	8,471	1,657	263	574	721
10,932	7,998	1,536	243	508	647
9,309	6,861	1,379	212	448	409
7,749	5,817	1,222	181	392	137
6,426	4,894	1,022	146	323	41
9,309	4,174	4,617	129	259	130
8,103	3,493	4,002	106	223	279
6,999	2,845	3,616	91	191	256
6,014	2,286	3,149	123	202	254
14,232	9,173	2,801	285	726	1,247
					단위 : 홉 in : Hop
283	214	59	0	5	5
365	293	66	0	5	1
365	278	78	1	7	1
365	271	87	1	5	1
338	250	82	1	4	1
341	257	80	0	4	0
305	228	84	0	3	0
292	208	80	0	2	2
279	190	83	0	2	4
248	159	83	0	2	4
224	139	79	0	2	4
243	160	74	0	3	6

4. RY '76 곡류별 가구당  
Stock of grains per household by

년 월 Year Month	합 계 Total	미 곡 Rice	맥 류 Wheat & barley	잡 곡 Misc grain	두 류 Pulses	서 류 Potatoes
농 가 Farm						단위 : ℓ in : ℓ
1975 11	2,759.21	1,858.99	457.95	59.33	139.49	243.45
12	2,453.26	1,651.85	438.08	53.29	112.47	197.57
1976 1	2,198.13	1,479.26	399.36	48.00	99.47	172.04
2	1,957.79	1,320.88	362.48	43.95	86.05	144.43
3	1,681.82	1,159.17	323.23	35.89	75.71	87.82
4	1,394.58	989.14	283.76	30.44	65.44	25.80
5	1,114.58	802.58	223.60	25.10	54.99	8.31
6	1,643.04	661.21	898.87	21.64	42.67	18.65
7	1,279.17	548.13	640.55	16.95	35.59	37.95
8	1,099.64	450.35	572.40	14.16	30.29	32.44
9	937.44	341.87	518.50	17.47	29.03	30.57
10	2,444.64	1,661.52	454.86	53.82	115.55	158.89
비 농 가 Non-farm						단위 : ℓ in : ℓ
1975 11	58.56	43.58	12.49	0.09	1.33	1.07
12	68.03	53.01	13.12	0.09	1.03	0.78
1976 1	69.11	53.54	14.11	0.11	0.84	0.51
2	58.15	44.72	12.21	0.15	0.76	0.31
3	57.28	43.01	13.37	0.14	0.53	0.23
4	55.57	42.66	12.37	0.10	0.35	0.09
5	49.49	37.72	11.38	0.10	0.24	0.05
6	49.02	36.04	12.43	0.07	0.20	0.28
7	47.24	32.87	13.73	0.06	0.15	0.43
8	46.42	30.84	15.00	0.05	0.19	0.34
9	41.91	27.06	14.34	0.03	0.14	0.34
10	41.25	26.96	13.30	0.02	0.28	0.69



평균 양곡 재고량 (농가·비농가)  
grain RY '76 (Farm · Non-Farm)

합 계	미 곡	맥 류	잡 곡	두 류	서 류
Total	Rice	Wheat & barley	Misc grain	Pulses	Potatoes
					단위 : 홉 in : Hop
15,296	10,305	2,539	329	773	1,350
13,600	9,157	2,429	295	624	1,095
12,185	8,200	2,214	266	551	954
10,853	7,322	2,010	244	477	800
9,323	6,426	1,791	199	420	487
7,731	5,483	1,573	169	363	143
6,179	4,449	1,240	139	305	46
9,108	3,665	4,983	120	237	103
7,091	3,039	3,551	94	197	210
6,096	2,497	3,173	78	168	180
5,197	1,895	2,875	97	161	169
13,552	9,211	2,522	298	640	881
					단위 : 홉 in : Hop
325	242	69	1	7	6
377	294	73	-	6	4
383	297	78	1	4	3
322	248	68	1	4	1
318	239	74	1	3	1
308	236	68	1	2	1
274	209	63	1	1	-
272	200	69	-	1	2
262	182	76	-	1	3
257	171	83	-	1	2
232	150	79	-	1	2
229	149	74	-	2	4

4. RY '77 곡류별 가구당  
Stock of grains per household by

년 월 Year Month	합 계 Total	미 곡 Rice	맥 류 Wheat & barley	잡 곡 Misc grain	두 류 Pulses	서 류 Potatoes
농 가 Farm						단위 : kg in : kg
1976 11	2,909.92	2,080.86	401.41	57.41	126.12	244.12(ℓ)
12	2,607.84	1,868.34	374.55	51.29	111.45	202.21(ℓ)
1977 1	1,062.4	829.2	129.4	20.6	28.8	54.4
2	939.0	728.8	114.6	25.0	25.7	44.9
3	832.3	633.9	104.6	14.5	21.3	58.0
4	679.3	537.5	93.4	13.5	20.0	14.9
5	560.7	445.6	82.4	11.6	16.7	4.4
6	708.3	355.03	285.15	10.37	13.99	43.76
7	646.8	281.0	240.5	9.0	14.9	101.4
8	558.9	215.0	214.5	7.7	14.1	107.6
9	652.9	328.5	196.6	9.5	21.6	96.7
10	2,845.9	2,189.7	158.4	35.5	91.1	371.2
비 농 가 Non-farm						단위 : kg in : kg
1976 11	57.20	42.75	12.55	0.08	0.92	0.90
12	64.36	49.85	13.17	0.15	0.82	0.37
1977 1	63.91	49.05	13.55	0.24	0.90	0.17
2	47.55	37.52	9.06	0.17	0.56	0.24
3	46.75	36.66	9.33	0.13	0.47	0.16
4	42.92	33.14	9.14	0.12	0.38	0.14
5	41.03	32.09	8.45	0.08	0.36	0.05
6	40.71	29.61	8.36	0.07	0.27	2.40
7	37.30	25.90	7.96	0.05	0.31	3.08
8	36.99	25.88	8.20	0.04	0.26	2.61
9	35.23	25.03	7.59	0.02	0.25	2.34
10	34.54	24.91	6.37	0.03	0.63	2.60

평균 양곡 재고량 (농가·비농가)  
 grain RY '77 (Farm·Non-Farm)

합 계	미 곡	맥 류	잡 곡	두 류	서 류
Total	Rice	Wheat & barley	Misc grain	Pulses	Potatoes
					단위 : 홉 in : Hop
20,693	14,419	3,047	404	890	1,933
18,585	12,947	2,850	361	826	1,601
7,500	5,746	965	145	213	431
6,629	5,050	858	176	190	355
5,898	4,393	786	102	158	459
4,789	3,725	703	95	148	118
3,949	3,087	622	81	124	35
5,095	2,460	2,111	73	104	347
4,716	1,947	1,792	64	110	803
4,103	1,490	1,602	54	105	852
4,738	2,276	1,469	67	160	766
20,227	15,173	1,189	250	675	2,940
					단위 : 홉 in : Hop
416	296	105	1	7	7
467	345	112	1	6	3
466	340	116	2	7	1
413	329	77	1	4	2
338	254	79	1	3	1
312	230	77	1	3	1
297	222	71	1	3	-
296	205	70	-	2	19
273	179	68	-	2	24
271	179	69	-	2	21
258	173	64	-	2	19
252	173	54	-	5	20

4. RY '78 곡류별 가구당  
Stock of grains per household by

년 월 Year Month	합 계 Total	미 곡 Rice	맥 류 Wheat & barley	잡 곡 Misc grain	두 류 Pulses	서 류 Potatoes
농 가 Farm						단위 : kg in : kg
1977 11	2,410.7	2,017.8	156.1	38.4	87.0	111.4
12	1,932.5	1,592.1	145.1	33.1	69.9	92.3
1978 1	1,625.3	1,327.7	134.3	29.8	61.2	72.3
2	1,431.0	1,166.3	126.3	26.6	53.4	58.4
3	1,198.6	982.4	112.3	22.9	45.5	35.5
4	971.5	801.5	96.0	22.1	40.3	11.6
5	841.2	665.4	118.0	19.8	34.7	3.3
6	1,098.9	551.2	499.9	17.5	27.3	3.0
7	845.1	461.9	334.5	14.1	23.8	10.8
8	676.0	350.6	283.0	10.5	20.9	11.0
9	593.5	284.1	250.8	19.2	29.1	10.3
10	2,443.9	1,996.7	220.6	26.3	93.1	107.2
비 농 가 Non-farm						단위 : kg in : kg
1977 11	49.32	39.20	7.00	0.19	2.11	0.82
12	48.19	40.95	5.85	0.12	0.99	0.28
1978 1	56.05	45.58	8.25	0.25	1.65	0.32
2	52.54	42.42	7.90	0.21	1.40	0.61
3	48.50	39.10	7.56	0.20	1.20	0.44
4	45.27	36.51	7.29	0.18	1.06	0.23
5	44.24	35.75	7.19	0.14	1.05	0.11
6	41.15	32.68	7.45	0.15	0.80	0.07
7	37.06	29.17	7.03	0.11	0.63	0.12
8	34.35	26.49	7.18	0.11	0.45	0.12
9	32.02	24.55	6.82	0.10	0.43	0.12
10	36.32	27.74	6.24	0.08	1.23	1.03

평균 양곡 재고량 (농가·비농가)  
grain RY '78 (Farm·Non-Farm)

합 계	미 곡	맥 류	잡 곡	두 류	서 류
Total	Rice	Wheat & barley	Misc grain	Pulses	Potatoes
					단위 : 홉 in : Hop
17,120	14,013	1,312	270	644	881
13,756	11,056	1,219	233	518	730
11,584	9,220	1,129	210	453	572
10,205	8,099	1,061	187	396	462
8,545	6,822	944	161	337	281
6,920	5,566	807	156	299	92
6,035	4,621	992	139	257	26
8,378	3,828	4,201	123	202	24
6,379	3,208	2,811	99	176	85
5,129	2,435	2,378	74	155	87
4,513	1,973	2,108	135	216	81
17,442	13,866	1,854	185	690	847
					단위 : 홉 in : Hop
354	272	59	1	16	6
343	284	49	1	7	2
402	316	69	2	12	3
377	295	66	1	10	5
349	272	64	1	9	3
326	254	61	1	8	2
318	248	60	1	8	1
298	227	63	1	6	1
269	203	59	1	5	1
249	184	60	1	3	1
232	170	57	1	3	1
263	193	52	1	9	8

4. RY '79 곡류별 가구당  
Stock of grains per household by

년 월 Year Month	합 계 Total	미 곡 Rice	맥 류 Wheat & barley	잡 곡 Misc grain	두 류 Pulses	서 류 Potatose
농 가 Farm						단위 : kg in : kg
1978 11	2,129.9	1,704.9	196.3	32.6	88.9	107.2
12	1,685.2	1,328.0	179.2	24.2	71.2	82.6
1979 1	1,477.1	1,160.4	176.2	22.1	60.3	58.1
2	1,241.4	974.1	148.4	18.2	53.6	47.1
3	1,013.6	795.6	131.9	14.8	44.0	27.3
4	842.9	663.8	120.8	12.8	36.9	8.6
5	697.9	538.4	115.4	10.3	31.9	1.9
6	1,062.3	446.3	577.5	8.5	26.2	3.8
7	768.3	360.0	365.5	7.6	23.2	12.0
8	648.3	278.0	320.0	8.4	21.2	20.7
9	553.8	214.4	294.9	7.9	22.7	13.9
10	2,357.0	1,860.4	272.5	28.1	82.6	113.4
비 농 가 Non-farm						단위 : kg in : kg
1978 11	47.40	38.31	6.00	0.12	1.77	1.20
12	55.83	46.95	6.44	0.12	1.63	0.69
1979 1	58.12	49.10	7.12	0.12	1.38	0.40
2	52.27	43.80	6.88	0.15	1.25	0.19
3	50.90	42.20	6.97	0.11	1.12	0.50
4	47.25	39.20	6.92	0.12	0.98	0.03
5	42.89	35.36	6.53	0.12	0.86	0.02
6	39.84	32.42	6.45	0.10	0.75	0.12
7	39.58	31.32	7.38	0.07	0.61	0.20
8	37.20	27.83	7.51	0.05	0.56	1.25
9	34.99	26.61	7.37	0.04	0.61	0.36
10	40.48	31.18	7.17	0.06	1.42	0.65



평균 양곡 재고량 (농가·비농가)  
grain RY '79 (Farm · Non-Farm)

합 계	미 곡	맥 류	잡 곡	두 류	서 류
Total	Rice	Wheat & barley	Misc grain	Pulses	Potatoes
15,235	11,849	1,650	230	659	847
12,078	9,222	1,506	170	527	653
10,601	8,058	1,481	156	447	459
8,909	6,765	1,247	128	397	372
7,279	5,525	1,108	104	326	216
6,146	4,610	1,105	90	273	68
5,033	3,739	970	73	236	15
8,236	3,099	4,853	60	194	30
5,892	2,500	3,071	54	172	95
5,000	1,931	2,689	59	157	164
4,301	1,489	2,478	56	168	110
16,915	12,919	2,290	198	612	896
					단위 : 홉 in : Hop
339	266	50	1	13	9
398	326	54	1	12	5
415	341	60	1	10	3
374	304	58	1	9	2
365	293	59	1	8	4
338	272	58	1	7	-
308	246	55	1	6	-
287	225	54	1	6	1
287	218	62	-	5	2
270	193	63	-	4	10
255	185	62	-	5	3
293	217	60	-	11	5





## 5. 참 고 자 료

### Reference

- 5 - 1. 표본가구현황(RY '73-'79)  
Family status of sample household
- 5 - 2. 전가구 연간 소비량 산출에 이용한 인구  
Population used for estimating the total consumption
- 5 - 3. 양곡100 ℓ 당 중량 환산표  
Conversion table(weight per100 ℓ )
- 5 - 4. 곡종별 정곡환산표  
Conversion table of Grain

## 5 — 1 RY '73 표본가구 현황

Status of sample household RY '73

단위 : 인  
In : Person

년 월 Year Month	전 집 계 호 수 Total	농 가 Farm		비 농 가 Non-farm	
		집 계 호 수 Compiled household	평균인원수 Number of family	집 계 호 수 Compiled household	평균인원수 Number of family
1972 11	1,763	1,184	5.75	579	5.34
12	1,744	1,170	5.72	574	5.35
1973 1	3,386	2,276	5.88	1,110	5.33
2	3,546	2,416	5.86	1,130	5.34
3	3,590	2,429	5.84	1,161	5.37
4	3,566	2,442	5.82	1,124	5.40
5	3,558	2,425	5.81	1,133	5.36
6	3,538	2,400	5.80	1,138	5.38
7	3,575	2,444	5.79	1,131	5.36
8	3,606	2,446	5.78	1,160	3.35
9	3,611	2,445	5.77	1,166	5.36
10	3,632	2,446	5.76	1,186	5.35
평 균 Average			5.80		5.36

## 5 — 1 RY '74 표본가구 현황

Status of sample household RY '74

단위 : 인  
In : Person

년 월 Year Month	전 집 계 호 수 Total	농 가 Farm		비 농 가 Non - farm	
		집 계 호 수 Compiled household	평균인원수 Number of family	집 계 호 수 Compiled household	평균인원수 Number of family
1973 11	3,629	2,442	5.75	1,187	5.32
12	3,613	2,432	5.73	1,181	5.34
1974 1	3,643	2,494	5.75	1,149	5.39
2	3,590	2,494	5.64	1,096	5.39
3	3,652	2,508	5.73	1,144	5.39
4	3,646	2,513	5.73	1,133	5.42
5	3,627	2,513	5.70	1,114	5.40
6	3,616	2,511	5.72	1,105	5.40
7	3,647	2,515	5.70	1,132	5.40
8	3,652	2,512	5.68	1,140	5.40
9	3,669	2,512	5.71	1,157	5.41
10	3,662	2,514	5.69	1,148	5.42
연 평균 Average			5.71		5.39

## 5 — 1 RY '75 표본가구 현황

Status of sample household RY '75

단위 : 인  
In : Person

년 월 Year Month	전 집 국 계 호 수 Total	농 가 Farm		비 농 가 Non - farm		
		집 계 호 수 Compiled household	평 균 인 원 수 Number of family	집 계 호 수 Compiled household	평 균 인 원 수 Number of family	
1974	11	3,629	2,516	5.67	1,113	5.42
	12	3,582	2,515	5.68	1,067	5.40
1975	1	3,672	2,500	5.67	1,172	5.42
	2	3,688	2,516	5.68	1,172	5.45
	3	3,690	2,517	5.70	1,173	5.45
	4	3,687	2,516	5.70	1,171	5.40
	5	3,694	2,517	5.67	1,177	5.38
	6	3,693	2,515	5.69	1,178	5.38
	7	3,693	2,517	5.67	1,176	5.38
	8	3,695	2,517	5.69	1,178	5.38
	9	3,695	2,516	5.66	1,179	5.40
	10	3,689	2,516	5.66	1,173	5.40
평 균 Average				5.68		5.41

## 5 — 1 RY '76 표본가구 현황

Status of sample household RY '76

단위 : 인  
In : Person

년 Year	월 Month	전 집 계 호 수 Total	농 Farm 가		비 Non-farm 가	
			집 계 호 수 Compiled household	평균인원수 Number of family	집 계 호 수 Compiled household	평균인원수 Number of family
1975	11	3,694	2,517	5.64	1,177	5.40
	12	3,695	2,517	5.63	1,178	5.38
1976	1	3,694	2,516	5.63	1,178	5.35
	2	3,694	2,517	5.64	1,177	5.37
	3	3,714	2,515	5.63	1,199	5.37
	4	3,713	2,514	5.61	1,199	5.39
	5	3,716	2,516	5.57	1,200	5.36
	6	3,702	2,501	5.59	1,201	5.37
	7	3,715	2,516	5.56	1,199	5.37
	8	3,718	2,517	5.54	1,201	5.36
	9	3,717	2,517	5.59	1,200	5.35
	10	3,715	2,516	5.57	1,199	5.33
평 Average				5.60		5.37

## 5 — 1 RY '77 표본가구 현황

Status of sample household RY '77

단위 : 인  
In : Person

년 Year	월 Month	전 집 계 호 수 Total	농 가 Farm		비 농 가 Non - farm	
			집 계 호 수 Compiled household	평균인원수 Number of family	집 계 호 수 Compiled household	평균인원수 Number of family
1976	11	3,718	2,517	5.63	1,201	5.35
	12	3,717	2,516	5.60	1,201	5.38
1977	1	4,574	3,373	5.60	1,201	5.36
	2	4,564	3,375	5.58	1,189	5.37
	3	4,567	3,375	5.57	1,192	5.38
	4	4,575	3,375	5.59	1,200	5.41
	5	4,576	3,375	5.59	1,201	5.40
	6	4,576	3,375	5.54	1,201	5.40
	7	4,575	3,374	5.55	1,201	5.40
	8	4,576	3,375	5.52	1,201	5.39
	9	4,576	3,375	5.50	1,201	5.40
	10	4,575	3,375	5.49	1,200	5.39
연 평균 Average				5.56		5.37

## 5 — 1 RY '78 표본가구 현황

Status of sample household RY '78

단위 : 인  
In : Person

년 월 Year Month	전 집 계 호 수 Total	농 가 Farm		비 농 가 Non - farm		
		집 계 호 수 Compiled household	평균인원수 Number of family	집 계 호 수 Compiled household	평균인원수 Number of family	
1977	11	4,723	3,375	5.48	1,348	5.26
	12	4,721	3,375	5.47	1,346	5.23
1978	1	5,109	3,375	5.49	1,734	5.21
	2	5,108	3,374	5.54	1,734	5.20
	3	5,109	3,375	5.41	1,734	5.19
	4	5,108	3,374	5.44	1,734	5.20
	5	5,109	3,375	5.43	1,734	5.20
	6	5,109	3,375	5.43	1,734	5.20
	7	5,186	3,374	5.41	1,812	5.15
	8	5,187	3,375	5.39	1,812	5.14
	9	5,187	3,375	5.43	1,812	5.13
	10	5,186	3,375	5.38	1,811	5.12
평 균 Average				5.44		5.19

5 — 1 RY '79 표본가구 현황  
 Status of sample household RY '79

단위 : 인  
 In : Person

년 Year	월 Month	전 집 계 호 수 Total	농 가 Farm		비 농 가 Non-farm	
			집 계 호 수 Compiled household	평균인원수 Number of family	집 계 호 수 Compiled household	평균인원수 Number of family
1978	11	5,187	3,375	5.38	1,812	5.14
	12	5,187	3,375	5.34	1,812	5.14
1979	1	5,182	3,375	5.35	1,807	5.14
	2	5,186	3,375	5.30	1,811	5.13
	3	5,187	3,375	5.27	1,812	5.13
	4	5,183	3,371	5.22	1,812	5.13
	5	5,186	3,374	5.21	1,812	5.13
	6	5,187	3,375	5.18	1,812	5.12
	7	5,185	3,373	5.19	1,812	5.12
	8	5,186	3,374	5.22	1,812	5.12
	9	5,186	3,374	5.19	1,812	5.14
	10	5,187	3,375	5.19	1,812	5.13
평 Average				5.44		5.19



## 5 — 2 전가구 연간 소비량산출에 이용한 인구 (연앙인구)

Population used for estimating the total consumption per year  
(Population at Mid Year)단위 : 천명  
In : 1,000 Person

년 도	총 인 구	농 가 인 구	비 농 가 인 구	비 고
Year	Total	Farm population	Non-farm population	Remark
1970	32,334	14,705	17,629	
1971	32,954	14,639	18,315	
1972	33,564	14,686	18,878	
1973	34,158	14,653	19,505	
1974	34,737	13,871	20,866	
1975	35,281	13,272	22,009	
1976	35,860	12,931	22,929	
1977	36,436	12,581	23,855	
1978	37,019	12,040	24,979	
1979	37,605	11,095	26,510	

5 — 3 양곡 100 ℓ 당 중량 환산표  
Conversion table (Weight per 100 ℓ )

곡	종	100 ℓ 당	ℓ 당	곡	종	100 ℓ 당	ℓ 당
Grain		per 100 ℓ	per ℓ	Grain		per 100 ℓ	per ℓ
		kg	g			kg	g
정 Unhulled Rice	조	55.43	(554)	조 Millet (unhulled)	(조)	63.19	(632)
현 Brown Rice	미	85.92	(859)	조 Millet (hulled)	(정)	78.71	(787)
백 Polished Rice	미	79.82	(798)	피 Barnyard Millet (unhulled)	(조)	39.91	(399)
외 Foreign Rice	미	54.88	(798)	피 Barnyard Millet (hulled)	(정)	76.50	(765)
대 Common Barley	맥	76.50	(549)	기 장 Glutinous Millet (unhulled)	(조)	59.87	(599)
과 Naked Barley	맥	76.50	(765)	기 장 Glutinous Millet (hulled)	(정)	79.87	(798)
소 Wheat	맥	76.50	(765)	수 수 Sorghum (unhulled)	(조)	73.17	(732)
대 과 맥 Hulled Barlies (hulled)	(정)	76.50	(765)	수 수 Sorghum (hulled)	(정)	78.16	(782)
맥 주 Beer wheat	맥	64.86	(649)	옥 수 Corn	수	74.83	(748)
호 Rye Hulled	맥	68.74	(687)	보 Bomi	미	59.87	(599)
소 맥 Wheat (hulled)	(정)	81.49	(815)	백 쎄 Millet	미	66.52	(665)
소 맥 Wheat flour	분	55.43	(554)	대 Soy bean	두	74.83	(748)
호 맥 Rye flour	분	55.43	(554)	소 Red bean	두	83.15	(832)
연 맥 Oat (unhulled)	(조)	43.24	(432)	녹 Green bean	두	83.15	(832)
연 맥 Oat (hulled)	(정)	76.50	(765)	완 Peas	두	79.82	(798)
압 Pressed Barley	맥	69.84	(698)	채 Kidney bean	두	78.82	(798)
교 맥 Buckwheat (hulled)	(정)	66.52	(665)	낙 화 생 Groundnut (unhulled)	(조)	36.59	(366)
교 맥 Buckwheat (unhulled)	(조)	53.22	(532)	낙 화 생 Groundnut (hulled)	(정)	73.17	(732)

1 ℓ = 5.5435 홉 (hop)  
1 홉 (hop) = 0.18039 ℓ

1 석 (seok) = 180.39 ℓ  
1 석 (seok) = 1,000 홉 (hop)

## 5 — 4 곡 중 별 정 곡 환 산 표

## Conversion table of grain

구 분 Classification	석 당 중 량 Weight per seok	1 톤 당 석 수 Seok per M/T	정 곡 환 산 율 (%) Conversion rate (unhulled hulled)		
			용 량 Volume	중 량 Weight	
정 Unhulled Rice	조	100 <sup>kg</sup>	10.0 <sup>석</sup>	50	72
현 Brown Rice	미	155	6.5		
백 Polished Rice	미	144	6.9		
대 Barley	맥	138	10.1	48	67
과 Naked Barley	맥	138	7.2	77	77
소 Wheat	맥	138	7.2	100 (분)	72 (분)
맥 주 Beer Wheat	맥	117	8.5	68	80
호 Rye	맥	124	8.1	100 (분)	81 (분)
소 맥 Wheat flour	분	100	10.0		
연 Oat	맥				
( 조 곡 ) ( Unhulled )		78	12.8	30	53
( 정 곡 ) ( Hulled )		138	7.2		
조 Millet					
( 조 곡 ) ( Unhulled )		114	8.7	75	93
( 정 곡 ) ( Hulled )		142	7.0		
수 Sorghum	수				
( 조 곡 ) ( Unhulled )		132	7.5	65	69
( 정 곡 ) ( Hulled )		141	7.0		
교 Buck wheat	맥				
( 조 곡 ) ( Unhulled )		96	10.4	70	88
( 정 곡 ) ( Hulled )		120	8.3		

구 분 Classification	석 당 중 량 Weight per seek	1 톤당석수 Seok per M / T	정 곡 환 산 율 (%) Conversion rate ( unhulled hulled )	
			용 량 Volume	중 량 Weight
기 장 Glusinous Millet	kg	석		
( 조곡 ) ( Unhulled )	108	9.3	60	80
( 정곡 ) ( Hulled )	144	6.9		
피 Barnyard Millet				
( 조곡 ) ( Unhulled )	72	13.8	28	54
( 정곡 ) ( Hulled )	138	7.2		
옥 수 수 Corn	135	7.4	100	100
대 두 Soy bean	135	7.4	100	100
소 두 Red bean	150	6.6	100	100
녹 두 Green bean	150	6.6	100	100
완 두 Peas	144	6.9	100	100
채 두 Kidney bean	144	6.9	100	100
낙 화 생 Groundnut				
( 조곡 ) ( Unhulled )	66	15.2	30	50
( 정곡 ) ( Hulled Converted )	132	7.5		
고 구 마 Sweet potato				
( 조곡 ) ( Raw )	420	2.4		31
( 정곡 ) ( Protein Converted )	130.2	7.7		
감 자 Potato				
( 조곡 ) ( Raw )	611.25	1.6		20
( 정곡 ) ( Protein Converted )	122.25	8.2		

---

1980년 4월 일 인쇄

1980년 4월 일 발행

## 양곡소비량조사결과보고

발행인 : 서 중 일

편집인 : 천 중 인

인쇄 : 東洋文化印刷株式會社

---

Report on the Results of Food Grain Consumption Survey

Publisher : Suh, Joong II

Editor : Chun, Joong In

---

